

INDUSTRIAL PRODUCT CATALOG



ISSUE DATE: JULY 2023

- Process Piping Systems
- Double Containment Systems
- Acid Waste Piping Systems
- Compressed Air Systems
- Thermoplastic Valves
- Specialty Products



IPEX
by aliaxis

We build tough products for tough environments®



Committed to EXCELLENCE

As one of the world's leading supplier of thermoplastic pipe, valves, fittings and related products for industrial, municipal, electrical, plumbing and mechanical applications, IPEX USA LLC offers a comprehensive range of integrated solutions to meet the needs of engineers and contractors in commercial, institutional, industrial and residential construction.





Contents

09 PROCESS PIPING SYSTEMS

Xirtec PVC & Xirtec CPVC
 Clear-Guard High Pressure Clear PVC Pipe
 Enpure High Purity
 Duraplus ABS Industrial

83 DOUBLE CONTAINMENT SYSTEMS

Guardian Vinyl Double Containment
 Drain-Guard
 Clear-Guard
 CustomGuard
 Encase Acid Waste PP Double Containment
 Centra-Guard
 IPEX PAL-AT

97 ACID WASTE PIPING SYSTEMS

Enfield Electrofusion Acid Waste System
 Labline Mechanical Joint Acid Waste System
 Floway Polypropylene Floor Drains
 Plenumline Mechanical Joint Acid Waste System
 Neutratank Neutralization Tanks
 Neutrasystems2 pH Monitoring System

129 COMPRESSED AIR SYSTEMS

Duraplus Airline
 Duratec Airline

141 THERMOPLASTIC VALVES

Ball Valves
 Butterfly Valves
 Diaphragm Valves
 Check & Vent Valves
 Specialty Valves
 Quarter Turn Automation






199 SPECIALTY PRODUCTS

Ventilation Duct
 Well Casings
 Grooved PVC Pipe

INDUSTRIAL EASY SPEC

PRODUCT SIZE RANGE STANDARDS * APPLICATIONS

PROCESS PIPING SYSTEMS * Consult IPEX literature for individual product listings





Xirtec® PVC Schedule 40 & 80	1/4" - 24"		Designed to meet the temperature, pressure and flow requirements of piping systems used in chemical processes, and other industrial applications. Applications include: Plant chemical distribution lines, water and waste water, acid systems for refineries, pickling lines and plating shops, chlorine injections, chlorine dioxide and chloralkali plant piping, steel wire plant, irrigation systems, pharmaceutical, and waterworks etc.
Xirtec® CPVC Schedule 40 & 80	1/2" - 16"		Plant chemical distribution lines, water and waste water, acid systems for refineries, pickling lines and plating shops, chlorine injections, chlorine dioxide and chloralkali plant piping, steel wire plant, irrigation systems, pharmaceutical, and waterworks etc.
Clear-Guard™ Clear PVC Schedule 40	1/2" - 8"		Clear-Guard double containment for high purity piping, leak detection, agricultural & aquacultural, chemical processing/blending, healthcare/hospital use, laboratories, environmental, sight gauge assemblies, display/exhibits, and food and beverage processing.
Empure™ High Purity PP Schedule 40 & 80	1/2" - 4"		Food processing, hospitals, laboratories, universities, biotechnology, research facilities, chemical manufacturing, photographic chemical processing, effluent treatment, water treatments, and pharmaceutical manufacturing.
Duraplus™ ABS Industrial	1/2" - 8"		Chilled water/HVAC, Off shore applications, Mining and Secondary loop refrigeration.

DOUBLE CONTAINMENT SYSTEMS



Guardian™ Vinyl PVC & CPVC	PVC: Carrier 1/2" - 12" Containment 2" - 18" CPVC: Carrier 1/2" - 12" Containment 2" - 18"		Plant chemical distribution lines, water and wastewater, acid systems for refineries, pickling lines and plating shops, chlorine injection, chlorine dioxide and chloralkali plant piping, steel wire plants, battery manufacturing, bleach lines, alum and caustic handling systems, semiconductor, overhead piping for personnel/property/equipment protection, and hazardous waste systems. Xirtec PVC and Xirtec CPVC are the chosen materials for the Guardian systems.
Drain-Guard™ PVC DWV	Carrier: 1-1/2" - 12" Containment 4" - 16"		Healthcare/Hospital Use, laboratory applications, high-tech and data storage environments (network & server rooms etc.), museums and libraries, historical sites, theaters, restaurants (public areas), and residential buildings. Xirtec is the chosen material for the Drain-Guard system.
Clear-Guard™ PVC	PVC Sch 40 Carrier: 1/2" - 4" Containment 2" - 8"		Plant chemical distribution lines, pharmaceutical, semiconductor, water and wastewater, and overhead piping for personnel/property/equipment protection. Each containment piping system shall consist of Xirtec PVC or Xirtec CPVC primary piping system supported within a Clear-Guard Schedule 40 clear PVC secondary containment housing.
CustomGuard® (Dissimilar Materials)	FRP/Metals/Dissimilar: Carrier 1/2" - 20" Containment 2" - 26"		Plant chemical distribution lines, water and wastewater, acid systems for refineries, pickling lines and plating shops, battery manufacturing, alum and caustic handling systems, pharmaceutical, generator back-up, semiconductor, and hazardous waste systems. Custom-designed and fabricated double containment systems including dissimilar material.
Encase™ Acid Waste PP	PP: Carrier 1-1/2" - 8" Containment 4" - 12"		Corrosive chemical waste for university laboratories, schools, hospitals and industrial plants, and pharmaceuticals facilities.
Centra-Guard™ Low Point Leak Detection Monitoring System			Above-ground suspended pipeline applications with sensors housed in a saddle type clamp, underground pipeline systems with drip leg assembly.
IPEX PAL-AT Cable Leak Detection Monitoring System	NOT available in Canada		Ideal for buried double containment piping applications that require exact leak location.

PRODUCT SIZE RANGE STANDARDS* APPLICATIONS

CORROSIVE ACID WASTE PIPING SYSTEMS

Enfield™ Electrofusion Joint PP	1-1/2" - 12"		Corrosive chemical waste for university laboratories, schools, hospitals, industrial plants, and pharmaceuticals facilities.
Labline® Mechanical Joint PP	1-1/2" - 4"		
Plenumline™ Mechanical Joint PVDF	1-1/2" - 4"		Corrosive chemical waste for challenging conditions, highly restrictive return air plenum applications, and high-temperature corrosive chemical waste situations.
Floway™ Floor Drains PP	2" - 6"		For efficiently managing chemical spills; designed to feed into IPEX acid waste systems.
Neutratanke® PP or PE Neutralization Tanks	1-1/2" - 6"		Corrosive retention tank (with limestone) for the neutralization of chemical waste prior to discharge into the sewer.
Neutrasystem2™ pH Monitoring System	110/120 VAC input 24V DC operating voltage		Monitoring pH discharge levels for Neutratanke.

COMPRESSED AIR SYSTEMS

Duraplus™ Airline	1/2" - 4" NOT available in Canada		Plant air, ventilation, and valve actuation.
Duratec® Airline	1/2" - 1"		Plant air, inert gas distribution, manufacturing hand tool operation, manual and automated welding operations, semi-conductor tool hook up, valve actuation - control systems, microbulk inert gas delivery, and robotic installations.

SPECIALTY PRODUCTS

Ventilation Duct (PVC & CPVC)	PVC: 6" - 24" CPVC: 6" - 16"		Industrial venting systems.
PVC Well Casing	2" - 16"		Well drop-pipe, and submersible pumps.
Roll Grooved PVC Pipe Schedule 40 & 80	2" - 12"		Can be used in any application where PVC pipe is acceptable and where it is desirable to have a quick assembly under adverse conditions.

INDUSTRIAL EASY SPEC

THERMOPLASTIC VALVES

PRODUCT	SIZE RANGE	UP TO PRESSURE *	APPLICATIONS
BALL VALVES * Consult IPEX literature for specific pressure ratings			
VKD Series †	3/8" - 4"	232 psi @ 73°F (1600 kPa @ 23°C)	Ball valves are generally used for on/off service, but can range from simple molded-in-place construction to high-end industrial designs with many features and benefits. Multi-port ball valves allow for mixing, diverting, and bypassing flow.
EasyFit VXE Series †	1/2" - 6"		
EasyFit VEE Series	1/2" - 4"	150 psi @ 73°F (1034 kPa @ 23°C)	Multi-port ball valves allow for mixing, diverting, and bypassing flow. Extensive material options provide for complete chemical compatibility in highly corrosive processes. Many ball valves feature full port flow, blocking true union ends, and compact ergonomic designs allowing for simple installation and maintenance.
MP Series	1/2" - 2"		
TKD Series 3-Way †	1/2" - 2"	232 psi @ 73°F (1600 kPa @ 23°C)	
VKR Series Regulating †	1/2" - 2"		
Vented VKD Series †	3/8" - 4"		
Vented Easyfit VXE Series †	3/8" - 6"		
BUTTERFLY VALVES * Consult IPEX literature for specific pressure ratings			
FK Series †	1-1/2" - 16"	150 psi @ 73°F (1034 kPa @ 23°C)	These highly versatile valves can be used for simple on/off service but also for processes requiring throttling. End-of-line installation of the lugged version allows for downstream piping disassembly with the upstream system still under pressure. The extensive size range and material availability make them applicable in a wide range of applications. With simple, direct mounting for actuation, automated process control can be easily achieved.
FK Series Lugged †	2-1/2" - 12"		
FE Series †	1-1/2" - 12"		
FX Series †	1-1/2" - 12"		
DIAPHRAGM VALVES * Consult IPEX literature for specific pressure ratings			
DK Series	1/2" - 2-1/2"	150 psi @ 73°F (1034 kPa @ 23°C)	Diaphragm valves are ideal for processes requiring precise flow throttling. The weir style design - no dead space in the valve - is extremely good for abrasive slurries, high purity water and potentially off gassing chemicals such as sodium hypochlorite. Styles range from compact and direct acting to high end industrial design with many features and benefits. Diaphragm valves are available in both manual operation and pneumatic operators.
VM Series	3" - 4"		
DV Series	1/2" - 6"	90 psi @ 73°F (621 kPa @ 23°C)	These valves are widely used in high purity applications because their design prevents friction and subsequent particle creation when cycling. Many body and diaphragm material options are available as well as simple pneumatic actuation.
CM Series Compact	1/2" - 3/4"		
CM Series Compact Pneumatic	1/2" - 3/4"		
DKD Series	1/2" - 2"	115 psi @ 73°F (793 kPa @ 23°C) depending on available control pressure	
CHECK & VENT VALVES * Consult IPEX literature for specific pressure ratings			
SXE Series Ball	1/2" - 4"	232 psi @ 73°F (1600 kPa @ 23°C)	Check valves should be used whenever there is a need to prevent back-flow of process media. IPEX offers high efficiency ball and piston checks as well as heavy duty swing check valves.
SSE Series Spring Assisted	1/2" - 4"		
VR Series Piston	1/2" - 4"	232 psi (1600 kPa) depending on size	Many styles exist including: simple ball checks, heavy duty swing checks, and highly efficient piston checks. These valves are typically gravity operated and require very little back pressure to seal. Air release valves safely allow any entrapped air or gas to escape, avoiding damage to the piping system.
SC Series Swing	3" - 8"	100 psi (690 kPa) depending on size	
VA Series Air Release	3/4", 1-1/4" & 2"	232 psi (1600 kPa)	
SPECIALTY VALVES * Consult IPEX literature for specific pressure ratings			
RV Series Sediment Strainers	1/2" - 4"	232 psi (1600 kPa) depending on size	Sediment strainers trap suspended particles flowing in the process line, ensuring that downstream components are protected.
S12/22 Series 2-Way Solenoid	1/4" - 1/2"	90 psi (621 kPa)	Solenoids are ideal for high-cycle applications where remote operation and precise control are important.
VV Angle Seat	1/2" - 2"		Lab cock valves are an economical solution for small scale on/off requirements.
LV Series Lab	1/4"	150 psi @ 73°F (1034 kPa @ 23°C)	
VALVE ACTUATION * Consult IPEX literature for specific pressure ratings			
Automation is an ideal solution for precise control of many valves in a system. When valves are remotely located, or the process requires constant monitoring and adjustment, actuation is the solution.			Pneumatic and electric actuators can be easily fitted on our ball, multi-port, and butterfly valves. IPEX offers quarter turn automation solutions for valves from 3/8" to 12" with a variety of standard and optional accessories.

† Pneumatic and Electric Actuation is available

PHYSICAL PROPERTIES

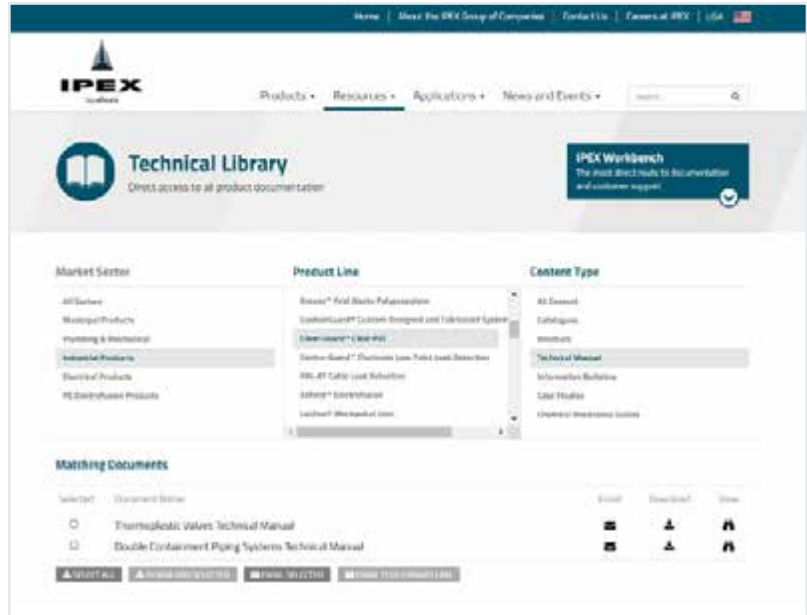
PVC (POLYVINYL CHLORIDE) CPVC (CHLORINATED POLYVINYL CHLORIDE)

PROPERTIES	MATERIALS			STANDARDS
	PVC	XIRTEC CPVC (STANDARD)	XIRTEC CPVC (HIGH IMPACT)	
Cell classification	12454	23447	24448	ASTM D1784
Specific gravity	1.42	1.50	1.51	ASTM D792
Tensile strength, psi at 73°F	7,000	7,500	7,320	ASTM D638
Modulus of elasticity tensile, psi at 73°F	400,000	380,000	423,000	ASTM D638
Flexural strength, psi	14,500	11,400	13,200	ASTM D790
Izod impact, ft.lbs./in. at 73°F, notched	0.65	2.0	10.0	ASTM D256
Compressive strength, psi	9,000	10,100	10,100	ASTM D695
Poisson's ratio	0.38	0.33	0.33	
Working stress, psi at 73°F	2,000	2,000	2,000	
Coefficient of thermal expansion in./in./°F (x 10 ⁻⁵)	3.0	3.8	3.4	ASTM D696
Linear expansion, in./10°F per 100' of pipe	0.36	0.44 - 0.46	0.41	
Maximum operating temperature under pressure	140°F (60°C)	200°F (93°C)	200°F (93°C)	
Deflection temperature under load, °F at 66 psi	173	n/a	n/a	ASTM D648
Deflection temperature under load, °F at 264 psi	160	212	239	ASTM D648
Thermal conductivity, BTU.in./hr.ft ² .°F	1.2	0.95	0.95	ASTM C177
Burning rate	Self extinguish	Self extinguish	Self extinguish	ASTM D635
Burning class	V-0	V-0	V-0	UL-94
Flash ignition, °F	730	900	900	
Limited oxygen index (%)	43	60	60	ASTM D2863-70
Water absorption, %, (24 hrs. at 73°F)	0.05	0.03	0.03	ASTM D570

* The properties listed in this table represent general material properties and should be used as a guideline only.

IPEX TECHNICAL MANUALS available at ipexna.com

Obtaining the most up-to-date technical information has never been easier with our innovative ON-LINE manuals



WHAT YOU CAN DO



Zoom to specific paragraph or chart for easy reading



Download as PDFs



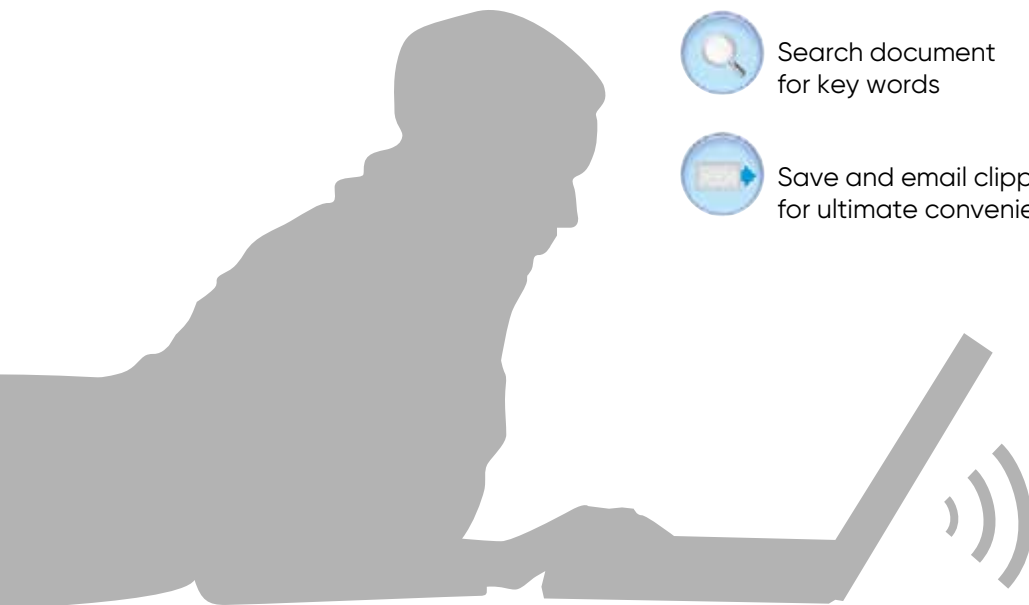
Search document for key words



Environmentally Friendly!



Save and email clippings for ultimate convenience



Visit ipexna.com
& check it out!

IPEX offers a comprehensive range of integrated process piping systems – pipe, fittings and valves in PVC, CPVC, Polypropylene and ABS – designed to meet the temperature, pressure and size requirements of a wide range of chemical processing and similar industrial applications.

In addition to costing less than common and exotic metal systems, IPEX thermoplastic process piping systems are lightweight, as well as easy to handle, store, cut and join, so transportation and installation cost are substantially lower.

When you specify a high-performance process piping system from IPEX, you get the added benefits of a complete piping solution that is engineered for total integration, and backed by comprehensive, coast-to-coast support – all from one reliable source.

PROCESS PIPING SYSTEMS



Xirtec PVC & Xirtec CPVC

10

Clear-Guard Clear PVC Pipe

64

Empure High Purity

66

Duraplus ABS Industrial

74

XIRTEC PVC & CPVC

PVC Sch 40 – 1/2" – 24"
PVC Sch 80 – 1/4" – 24"
CPVC Sch 40 & 80 – 1/2" – 16"

Xirtec® PVC Xirtec® CPVC

THE IPEX SYSTEM ADVANTAGE

IPEX vinyl process piping systems; a complete line of pipe, fittings and valves to meet all your process system requirements.

IPEX developed the Xirtec® PVC and Xirtec® CPVC systems to meet industry demands for a complete Pipe, Valves and Fittings (PVF) package that is designed, produced and backed by a single manufacturer. These systems are engineered and manufactured to IPEX's strict quality, performance and dimensional standards, and therefore eliminate the problems inherent in purchasing and installing piping system components manufactured by several different companies.

IPEX high-performance vinyl systems are designed to meet the temperature, pressure and size requirements of piping systems used in chemical processes and other industrial applications. They feature outstanding resistance to photodegradation, creep stress and immunity to oxidation, and are exceptionally suited for use with a wide range of acids, alcohols, salts and halogens. The perfect extended service, low maintenance alternative to common and exotic metal systems.

Xirtec PVC pipe and fittings and Xirtec CPVC pipe are available in Schedule 40 and 80 thicknesses. Xirtec CPVC fittings are available in Schedule 80 thicknesses.

APPLICATIONS

- Plant chemical distribution lines
- Water and wastewater
- Acid systems for refineries, pickling lines and plating shops
- Chlorine injection, chlorine dioxide and chloralkali plant piping
- Steel wire plants
- Battery manufacturing
- Bleach lines in textile and paper mills
- Alum and caustic handling systems
- Circuit board manufacturing
- Semiconductor
- Pharmaceutical
- Cooling water and cooling tower systems
- Tailing and slurry lines
- Washwater recovery systems
- Plant water supply
- Brine and seawater systems
- Fish farming
- Waterworks
- Aquariums and swimming pools
- Irrigation systems in golf courses, greenhouses, etc.

STANDARDS

XIRTEC PVC



ASTM D1785



CSA B137.3



NSF DW

XIRTEC CPVC



ASTM F441



NSF DW



CAN/ULC-S102.2

Caution: Do not use or test PVC or CPVC with compressed air or other gases including air-over-water boosters.

ADVANTAGES

- 1 Lower Installation Costs, Easy Handling**

In addition to a lower material cost, Xirtec pipe can significantly reduce labor and transportation costs on a typical installation. The reason? They are lightweight, easily handled, stored, cut and joined.
- 2 Extended Life**

Xirtec PVC and Xirtec CPVC provide years of maintenance free service. Our materials will not rust, pit, scale or corrode on either interior or exterior surfaces. Thermoplastic piping systems in a variety of demanding industrial applications have operated successfully for over 45 years.
- 3 Superior Underground Performance**

Xirtec PVC and Xirtec CPVC are immune to damage from naturally corrosive soil conditions as well as electrochemical and galvanic corrosion. This is particularly advantageous in underground installations where galvanic reaction often causes damage to metal piping products.
- 4 Exceptional Chemical Resistance**

The IPEX vinyl systems, including pipe, valves and fittings, provide outstanding resistance to a wide range of chemicals such as most acids, alcohols, alkalis, salt solutions, halogens and more.
- 5 Improved Flow**

Xirtec has a substantially lower Roughness Factor than metal and other materials, and since they do not rust, pit, scale or corrode, the interior walls remain smooth in virtually any service.
- 6 Potable Water Approved**

Xirtec PVC (polyvinyl chloride) and Xirtec CPVC (chlorinated polyvinyl chloride) are suitable for use with potable water as listed with the National Sanitation Foundation (NSF) and CSA International.
- 7 Exceptional Temperature Range**

IPEX vinyl systems are designed to meet a broad range of service temperatures. Xirtec PVC has a recommended maximum service temperature of 140°F (60°C) under pressure. Xirtec CPVC has a maximum service temperature of 200°F under pressure with occasional exposure to boiling water (212°F / 100°C) in drainage.
- 8 Lower Thermal Conductivity**

With a low thermal conductivity factor, IPEX vinyl systems have less heat loss or gain, thus sustaining service temperature more efficiently than metal piping. As a result, pipe insulation is often not required.
- 9 Environmentally Responsible**

With energy conservation a prime concern, you can rely on the fact that IPEX's manufacturing process for Xirtec piping materials require less than half the energy needed to produce the equivalent size of carbon steel or steel alloy materials.



i DID YOU KNOW?

One of the outstanding characteristics of PVC is its resistance to ignition. This is demonstrated by its flash point of 730°F, compared to 400°F for wood chips.

CPVC offers an even greater fire safety profile than PVC. CPVC's ignition resistance is demonstrated by its flash point of 900°F, with a low flame spread as well.

PRODUCT SELECTION CHART

PVC PIPE PRESSURE RATINGS

Sizes		Schedule 40 PVC			Schedule 80 PVC		
Diameter (in.)	O.D. (in.)	Wall Thickness (in.)	I.D. (in.)	*Max. Pressure 73°F (psi)	Wall Thickness (in.)	I.D. (in.)	*Max. Pressure 73°F (psi)
1/4	.540	-	-	-	.119	.302	1,130
3/8	.675	-	-	-	.126	.423	920
1/2	.840	.109	.602	600	.147	.526	850
3/4	1.050	.113	.804	480	.154	.722	690
1	1.315	.133	1.029	450	.179	.936	630
1-1/4	1.660	.141	1.360	370	.191	1.255	520
1-1/2	1.900	.145	1.590	330	.200	1.476	470
2	2.375	.154	2.047	280	.218	1.913	400
2-1/2	2.875	.203	2.445	300	.276	2.290	420
3	3.500	.216	3.042	260	.300	2.864	370
4	4.500	.237	3.998	220	.337	3.786	320
6	6.625	.280	6.031	180	.432	5.709	280
8	8.625	.322	7.941	160	.500	7.565	250
10	10.750	.365	9.976	140	.593	9.493	230
12	12.750	.406	11.888	130	.687	11.294	230
14	14.000	.438	13.072	130	.750	12.412	220
16	16.000	.500	14.936	130	.843	14.224	220
18	18.000	.562	16.809	130	.937	16.014	220
20	20.000	.593	18.743	120	1.031	17.814	220
24	24.000	.687	22.544	120	1.218	21.418	210

12

CPVC PIPE PRESSURE RATINGS

Sizes		Schedule 40 CPVC			Schedule 80 CPVC			
Diameter (in.)	O.D. (in.)	Wall Thickness (in.)	I.D. (in.)	*Max. Pressure 73°F (psi)	Wall Thickness (in.)	I.D. (in.)	*Max. Pressure 73°F (psi)	*Max. Pressure 180°F (psi)
1/2	.840	.109	.602	600	.147	.526	850	213
3/4	1.050	.113	.804	480	.154	.722	690	173
1	1.315	.133	1.029	450	.179	.936	630	158
1-1/4	1.660	.141	1.360	370	.191	1.255	520	130
1-1/2	1.900	.145	1.590	330	.200	1.476	470	118
2	2.375	.154	2.047	280	.218	1.913	400	100
2-1/2	2.875	.203	2.445	300	.276	2.290	420	105
3	3.500	.216	3.042	260	.300	2.864	370	93
4	4.500	.237	3.998	220	.337	3.786	320	80
6	6.625	.280	6.031	180	.432	5.709	280	70
8	8.625	.322	7.941	160	.500	7.565	250	63
10	10.750	.365	9.976	140	.593	9.493	230	58
12	12.750	.406	11.888	130	.687	11.294	230	58
14	14.000	.438	13.072	130	.750	12.412	220	55
16	16.000	.500	14.936	130	.843	14.224	220	55

* Maximum pressure @

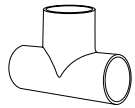
PVC AND CPVC PRESSURE PIPE

Dimension inches	PRODUCT CODE							
	PVC Sch 40 White Plain End	PVC Sch 40 White Bell End	PVC Sch 40 Grey Bell End	PVC Sch 80 Grey Plain End	PVC Sch 80 Grey Bell End	CPVC Sch 40 Plain End	CPVC Sch 80 Plain End	CPVC Sch 80 Bell End
1/2 x 10'	022600	022603	022004	-	085106	-	-	-
3/4 x 10'	022633	022604	022011	-	085111	-	-	-
1 x 10'	022612	022611	022016	-	085114	-	-	-
1-1/4 x 10'	022608	022674	022027	-	085119	-	-	-
1-1/2 x 10'	022614	022616	022032	-	-	-	-	-
2 x 10'	022618	022619	022037	-	-	-	-	-
2-1/2 x 10'	022621	-	022042	-	-	-	-	-
3 x 10'	022637	022624	022046	-	-	-	-	-
4 x 10'	022626	022628	-	085138	-	-	-	-
5 x 10'	-	-	-	-	-	-	-	-
6 x 10'	022666	022659	-	085143	-	-	-	-
1/4 x 20'	-	-	-	085103	-	-	-	-
3/8 x 20'	-	-	-	085104	-	-	-	-
1/2 x 20'	022602	022601	-	085101	085108	019300	019203	-
3/4 x 20'	022677	022607	-	085107	085112	019301	019205	-
1 x 20'	022606	022610	-	085110	085116	019302	019207	-
1-1/4 x 20'	022678	022617	-	085117	085122	019303	019209	-
1-1/2 x 20'	022675	022615	-	085115	085127	019304	019211	-
2 x 20'	022679	022620	-	085120	085132	019305	019213	-
2-1/2 x 20'	022646	022625	-	085125	085134	019306	019216	-
3" x 20'	022623	022630	-	085130	085137	019307	019217	-
4 x 20'	022627	022640	022040	085140	085139	019308	019219	-
5 x 20'	022651	022650	-	085150	-	-	-	-
6 x 20'	022665	022660	022060	085160	085162	019309	019220	019218
8 x 20'	022681	022680	022058	085180	085147	019310	019221	019255
10 x 20'	022691	222690	022061	085190	085192	019013	019222	-
12 x 20'	022693	022692	022064	085195	085151	019016	019223	-
14 x 20'	022682	022694	-	085158	085152	-	019228	-
16 x 20'	022683	022696	-	085153	085155	019226	019229	-
18 x 20'	022687	022697	-	085159	-	-	-	-
20 x 20'	022702	022698	-	-	085170	-	-	-
24 x 20'	022704	022699	-	-	085171	-	-	-

XIRTEC PVC FABRICATED SCH. 40 WHITE

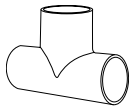
Dimension inches	Sch 40 WHITE Product Code	Universal Number
------------------	---------------------------	------------------

Tee Soc x Soc x Soc



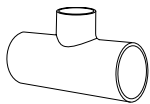
Dimension inches	Sch 40 WHITE Product Code	Universal Number
1/2	035775	401005
3/4	035776	401007
1	035777	401010
1 1/4	035778	401012
1 1/2	035779	401015
2	035780	401020
2 1/2	035781	401025
3	035782	401030
4	035783	401040
5	035784	401050
6	035785	401060
8	035786	401080
10	035930	401100
12	035931	401120

Fabricated Tee Soc x Soc x Soc



Dimension inches	Sch 40 WHITE Product Code	Universal Number
10	125101	401100F
12	125107	401120F
14	125112	401140F
16	125117	401160F
18	125122	401180F
20	125123	401200F
24	125124	401240F

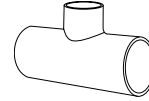
Reducing Tee Soc x Soc x Soc



Dimension inches	Sch 40 WHITE Product Code	Universal Number
1/2 x 1/2 x 3/4	035789	401074
1/2 x 1/2 x 1	035354	401075
3/4 x 1/2 x 1/2	035790	401094
3/4 x 1/2 x 3/4	235007	401095
3/4 x 3/4 x 1/2	035792	401101
3/4 x 3/4 x 1	035791	401102
1 x 1/2 x 1	235008	401122
1 x 3/4 x 1/2	235009	401124
1 x 3/4 x 3/4	035994	401125
1 x 3/4 x 1	035962	401126
1 x 1 x 1/2	035794	401130
1 x 1 x 3/4	035795	401131
1 x 1 x 1 1/4	035989	401132
1 x 1 x 1 1/2	035793	401133
1 1/4 x 1 x 1/2	235010	401156
1 1/4 x 1 x 3/4	035796	401157
1 1/4 x 1 x 1	235011	401158
1 1/4 x 1 1/4 x 1/2	035797	401166
1 1/4 x 1 1/4 x 3/4	035798	401167
1 1/4 x 1 1/4 x 1	035799	401168
1 1/4 x 1 1/4 x 1 1/2	235012	401169
1 1/4 x 1 1/4 x 2	235013	401170

Dimension inches	Sch 40 WHITE Product Code	Universal Number
------------------	---------------------------	------------------

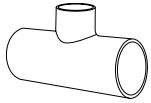
Reducing Tee Soc x Soc x Soc



Dimension inches	Sch 40 WHITE Product Code	Universal Number
1 1/2 x 1 1/4 x 1/2	235014	401199
1 1/2 x 1 1/4 x 3/4	235015	401201
1 1/2 x 1 1/4 x 1	035959	401202
1 1/2 x 1 1/2 x 1/2	035800	401209
1 1/2 x 1 1/2 x 3/4	035801	401210
1 1/2 x 1 1/2 x 1	035802	401211
1 1/2 x 1 1/2 x 1 1/4	035803	401212
1 1/2 x 1 1/2 x 2	035082	401213
1 1/2 x 1 1/2 x 2 1/2	235016	401214
2 x 1 1/2 x 3/4	235017	401238
2 x 1 1/2 x 1	035804	401239
2 x 1 1/2 x 1 1/2	035805	401241
2 x 2 x 1/2	035806	401247
2 x 2 x 3/4	035807	401248
2 x 2 x 1	035808	401249
2 x 2 x 1 1/4	035809	401250
2 x 2 x 1 1/2	035810	401251
2 1/2 x 2 1/2 x 1/2	035811	401287
2 1/2 x 2 1/2 x 3/4	035812	401288
2 1/2 x 2 1/2 x 1	035813	401289
2 1/2 x 2 1/2 x 1 1/4	035814	401290
2 1/2 x 2 1/2 x 1 1/2	035815	401291
2 1/2 x 2 1/2 x 2	035816	401292
3 x 3 x 1/2	035817	401333
3 x 3 x 3/4	035818	401334
3 x 3 x 1	035819	401335
3 x 3 x 1 1/4	035820	401336
3 x 3 x 1 1/2	035821	401337
3 x 3 x 2	035822	401338
3 x 3 x 2 1/2	035823	401339
3 x 3 x 4	235018	401342
4 x 4 x 3/4	035824	401416
4 x 4 x 1	035825	401417
4 x 4 x 1 1/4	035826	401418
4 x 4 x 1 1/2	035827	401419
4 x 4 x 2	035828	401420
4 x 4 x 3	035829	401422
5 x 5 x 2	035956	401486
5 x 5 x 3	035830	401488
5 x 5 x 4	035831	401490
6 x 6 x 2	035832	401528
6 x 6 x 3	035833	401530
6 x 6 x 4	035834	401532
8 x 8 x 3	035835	401580
8 x 8 x 4	035836	401582
8 x 8 x 6	035837	401585

Dimension inches Sch 40 WHITE Product Code Universal Number

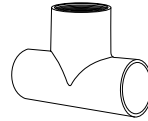
Fabricated Reducing Tee Soc x Soc x Soc



Dimension inches	Sch 40 WHITE Product Code	Universal Number
10 x 10 x 4	125159	401624F
10 x 10 x 6	125166	401626F
10 x 10 x 8	125171	401628F
12 x 12 x 4	125178	401664F
12 x 12 x 6	125184	401666F
12 x 12 x 8	125189	401668F
12 x 12 x 10	125194	401670F
14 x 14 x 2	125199	401691F
14 x 14 x 3	125200	401693F
14 x 14 x 4	125201	401694F
14 x 14 x 6	125206	401696F
14 x 14 x 8	125211	401698F
14 x 14 x 10	125216	401700F
14 x 14 x 12	125221	401702F
16 x 16 x 4	125227	401754F
16 x 16 x 6	125232	401756F
16 x 16 x 8	125237	401758F
16 x 16 x 10	125242	401760F
16 x 16 x 12	125247	401762F
16 x 16 x 14	125252	401764F
18 x 18 x 4	125257	401784F
18 x 18 x 6	125258	401786F
18 x 18 x 8	125259	401788F
18 x 18 x 10	125260	401790F
18 x 18 x 12	125261	401792F
18 x 18 x 14	125262	401794F
18 x 18 x 16	125263	401796F
20 x 20 x 4	125264	401814F
20 x 20 x 6	125265	401816F
20 x 20 x 8	125266	401818F
20 x 20 x 10	125267	401820F
20 x 20 x 12	125268	401822F
20 x 20 x 14	125269	401824F
20 x 20 x 16	125270	401826F
20 x 20 x 18	125271	401828F
24 x 24 x 4	125272	401904F
24 x 24 x 6	125273	401906F
24 x 24 x 8	125274	401908F
24 x 24 x 10	125275	401910F
24 x 24 x 12	125276	401912F
24 x 24 x 14	125277	401914F
24 x 24 x 16	125278	401916F
24 x 24 x 18	125279	401918F
24 x 24 x 20	125280	401920F

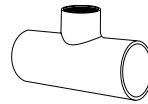
Dimension inches Sch 40 WHITE Product Code Universal Number

Tee Soc x Soc x Fpt



Dimension inches	Sch 40 WHITE Product Code	Universal Number
1/2	035851	402005
3/4	035852	402007
1	035853	402010
1 1/4	035854	402012
1 1/2	035855	402015
2	035856	402020
2 1/2	035857	402025
3	035858	402030
4	035859	402040

Reducing Tee Soc x Soc x Fpt

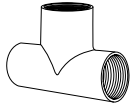


Dimension inches	Sch 40 WHITE Product Code	Universal Number
1/2 x 1/2 x 3/4	035860	402074
3/4 x 1/2 x 1/2	035862	402094
3/4 x 1/2 x 3/4	235019	402095
3/4 x 3/4 x 1/2	035863	402101
1 x 3/4 x 1/2	035867	402124
1 x 1 x 1/2	035865	402130
1 x 1 x 3/4	035866	402131
1 1/4 x 1 x 1/2	035868	402156
1 1/4 x 1 x 1	235020	402158
1 1/4 x 1 1/4 x 1/2	035869	402166
1 1/4 x 1 1/4 x 3/4	035870	402167
1 1/4 x 1 1/4 x 1	035871	402168
1 1/2 x 1 1/4 x 1/2	235021	402199
1 1/2 x 1 1/4 x 3/4	035872	402201
1 1/2 x 1 1/4 x 1	235022	402202
1 1/2 x 1 1/2 x 1/2	035873	402209
1 1/2 x 1 1/2 x 3/4	035874	402210
1 1/2 x 1 1/2 x 1	035875	402211
1 1/2 x 1 1/2 x 1 1/4	035876	402212
2 x 1 1/2 x 3/4	235023	402238
2 x 1 1/2 x 1	235024	402239
2 x 2 x 1/2	035877	402247
2 x 2 x 3/4	035878	402248
2 x 2 x 1	035879	402249
2 x 2 x 1 1/4	035880	402250
2 x 2 x 1 1/2	035881	402251
2 1/2 x 2 1/2 x 1/2	235025	402287
2 1/2 x 2 1/2 x 3/4	035592	402288
2 1/2 x 2 1/2 x 1	035882	402289
2 1/2 x 2 1/2 x 1 1/4	035883	402290
2 1/2 x 2 1/2 x 1 1/2	035884	402291
3 x 3 x 1/2	035885	402333
3 x 3 x 3/4	035886	402334
3 x 3 x 1	035887	402335
3 x 3 x 1 1/4	035888	402336
3 x 3 x 1 1/2	035889	402337
3 x 3 x 2	035890	402338
4 x 4 x 1	035891	402417
4 x 4 x 1 1/2	035893	402419
4 x 4 x 2	035894	402420
4 x 4 x 3	035895	402422
5 x 5 x 4	235026	402490
6 x 6 x 2	035896	402528
6 x 6 x 3	235027	402530
6 x 6 x 4	035897	402532
8 x 8 x 3	235028	402580
8 x 8 x 4	035898	402582

XIRTEC PVC SCH. 40 WHITE

Dimension inches	Sch 40 WHITE Product Code	Universal Number
------------------	---------------------------	------------------

Tee Fpt x Fpt x Fpt



1/2	035844	405005
3/4	035845	405007
1	035846	405010
1 1/4	035847	405012
1 1/2	035848	405015
2	035849	405020

90° Elbow Soc x Soc



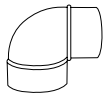
1/2	035519	406005
3/4	035520	406007
1	035521	406010
1 1/4	035522	406012
1 1/2	035523	406015
2	035524	406020
2 1/2	035525	406025
3	035526	406030
4	035527	406040
5	035528	406050
6	035529	406060
8	035530	406080
10	035928	406100
12	035929	406120

Fabricated 90° Elbow Soc x Soc



10	125522	406100F
12	125511	406120F
14	125513	406140F
16	125515	406160F
18	125518	406180F
20	125519	406200F
24	125520	406240F

90° Elbow Soc x Sp



10	235928	409100
12	235929	409120

Dimension inches	Sch 40 WHITE Product Code	Universal Number
------------------	---------------------------	------------------

90° Elbow Soc x Fpt



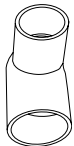
1/2	035506	407005
3/4	035507	407007
1	035508	407010
1-1/4	035509	407012
1-1/2	035510	407015
2	035511	407020
2-1/2	035512	407025
3	035589	407030
4	035513	407040

90° Elbow Fpt x Fpt



1/2	035538	408005
3/4	035539	408007
1	035540	408010
1 1/4	035541	408012
1 1/2	035542	408015
2	035543	408020

90° Reducing Elbow Soc x Soc



3/4 x 1/2	035535	406101
1 x 1/2	035536	406130
1 x 3/4	035978	406131
1 1/4 x 1/2	235029	406166
1 1/4 x 3/4	235030	406167
1 1/4 x 1	035991	406168
1 1/2 x 1/2	235031	406209
1 1/2 x 1	235032	406211
2 x 1 1/2	035537	406251

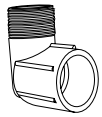
90° Reducing Elbow Soc x Fpt



1/2 x 3/4	035514	407074
3/4 x 1/2	035515	407101
1 x 1/2	035516	407130
1 x 3/4	035517	407131
1 1/4 x 1	051007	407168
1 1/2 x 1	035594	407211
2 x 1 1/2	035518	407251

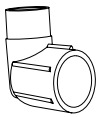
Dimension inches	Sch 40 WHITE Product Code	Universal Number
------------------	---------------------------	------------------

90° Elbow Mpt x Soc



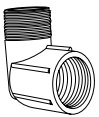
1/2	035500	410005
3/4	035501	410007
1	035502	410010
1 1/4	035503	410012
1 1/2	035504	410015
2	035505	410020

90° Street Elbow Spig x Soc



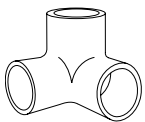
1/2	035544	409005
3/4	035545	409007
1	035546	409010
1 1/4	035547	409012
1 1/2	035548	409015
2	035549	409020

90° Elbow Mpt x Fpt



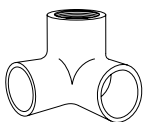
1/2	035552	412005
3/4	035553	412007
1	035554	412010
1 1/4	035555	412012
1 1/2	035556	412015
2	035557	412020

Side Outlet Elbow Soc x Soc x Soc



1/2	035498	413005
-----	--------	--------

Side Outlet Elbow Soc x Soc x Fpt



1/2	235033	414005
3/4	235034	414007
3/4 x 3/4 x 1/2	235035	414101
1 x 1 x 1/2	235036	414130

Dimension inches	Sch 40 WHITE Product Code	Universal Number
------------------	---------------------------	------------------

Fabricated 60° Elbow Soc x Soc

6	125482	424060F
8	125484	424080F
10	125486	424100F
12	125488	424120F
14	125490	424140F
16	125492	424160F
18	125494	424180F
20	125495	424200F
24	125496	424240F

45° Elbow Soc x Soc



1/2	035481	417005
3/4	035482	417007
1	035483	417010
1 1/4	035484	417012
1 1/2	035485	417015
2	035486	417020
2 1/2	035487	417025
3	035488	417030
4	035489	417040
5	035490	417050
6	035491	417060
8	035492	417080
10	035926	417100
12	035927	417120

45° Elbow Soc x Sp



10	235876	423100
12	235877	423120

Fabricated 45° Elbow Soc x Soc



10	125470	417100F
12	125472	417120F
14	125474	417140F
16	125476	417160F
18	125478	417180F
20	125479	417200F
24	125480	417240F

XIRTEC PVC SCH. 40 WHITE

Dimension inches	Sch 40 WHITE Product Code	Universal Number
------------------	---------------------------	------------------

Fabricated 30° Soc x Soc

2	125442	415020F
3	125443	415030F
4	125444	415040F
6	125447	415060F
8	125449	415080F
10	125451	415100F
12	125453	415120F
14	125455	415140F
16	125457	415160F
18	125459	415180F
20	125460	415200F
24	125461	415240F

Fabricated 22.5° Soc x Soc

2	125422	416020F
3	125423	416030F
4	125424	416040F
5	125426	416050F
6	125427	416060F
8	125429	416080F
10	125431	416100F
12	125433	416120F
14	125435	416140F
16	125437	416160F
18	125439	416180F
20	125440	416200F
24	125441	416240F

Fabricated 15° Soc x Soc

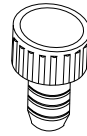
2	125409	418020F
3	125410	418030F
4	125411	418040F
6	125413	418060F
8	125414	418080F
10	125415	418100F
12	125416	418120F
14	125417	418140F
16	125418	418160F
18	125419	418180F
20	125420	418200F
24	125421	418240F

Dimension inches	Sch 40 WHITE Product Code	Universal Number
------------------	---------------------------	------------------

Fabricated 11.25° Soc x Soc

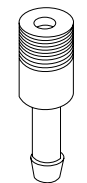
6	125394	411060F
8	125396	411080F
10	125398	411100F
12	125400	411120F
14	125402	411140F
16	125404	411160F
18	125406	411180F
20	125407	411200F
24	125408	411240F

Hose Adapter Insert x IPS Soc



1/2	035596	474005
3/4	035597	474007
1	035598	474010
1 1/4	035599	474012
1 1/2	035600	474015
2	035601	474020
3	235037	474030
4	235038	474040

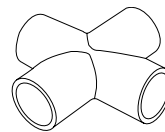
Hose Adapter (grey) Insert x Mpt



1/2	035157	1436005
3/4	035158	1436007
1	035159	1436010
1 1/4	035160	1436012
1 1/2	035161	1436015
2	035162	1436020
2 1/2	035163	1436025
3	035164	1436030
4	035165	1436040

ASTM D2609 – Plastic Insert fitting for polyethylene

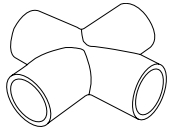
Cross Soc x Soc x Soc x Soc



1/2	035469	420005
3/4	035470	420007
1	035471	420010
1 1/4	035472	420012
1 1/2	035473	420015
2	035474	420020
2 1/2	035475	420025
3	035476	420030
4	035477	420040

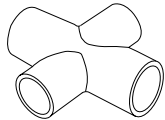
Dimension inches Sch 40 WHITE Product Code Universal Number

Fabricated Cross Soc x Soc x Soc x Soc



Dimension inches	Sch 40 WHITE Product Code	Universal Number
6	125295	420060F
8	125297	420080F
10	125299	420100F
12	125301	420120F
14	125303	420140F
16	125305	420160F
18	125307	420180F
20	125308	420200F
24	125309	420240F

Fabricated Reducing Cross Soc x Soc x Soc x Soc



Dimension inches	Sch 40 WHITE Product Code	Universal Number
6 x 4	125312	420532F
8 x 4	125316	420582F
8 x 6	125318	420585F
10 x 4	125322	420624F
10 x 6	125324	420626F
10 x 8	125326	420628F
12 x 4	125330	420664F
12 x 6	125332	420666F
12 x 8	125334	420668F
12 x 10	125336	420670F
14 x 4	125340	420694F
14 x 6	125342	420696F
14 x 8	125344	420698F
14 x 10	125346	420700F
14 x 12	125348	420702F
16 x 4	125352	420754F
16 x 6	125354	420756F
16 x 8	125356	420758F
16 x 10	125358	420760F
16 x 12	125360	420762F
16 x 14	125362	420764F
18 x 4	125364	420784F
18 x 6	125365	420786F
18 x 8	125366	420788F
18 x 10	125367	420790F
18 x 12	125368	420792F
18 x 14	125369	420794F
18 x 16	125370	420796F
20 x 4	125371	420814F
20 x 6	125372	420816F
20 x 8	125373	420818F
20 x 10	125374	420820F
20 x 12	125375	420822F
20 x 14	125376	420824F
20 x 16	125377	420826F
20 x 18	125378	420828F
24 x 4	125379	420904F
24 x 6	125380	420906F
24 x 8	125381	420908F
24 x 10	125382	420910F
24 x 12	125383	420912F
24 x 14	125384	420914F
24 x 16	125385	420916F
24 x 18	125386	420918F
24 x 20	125387	420920F

Dimension inches Sch 40 WHITE Product Code Universal Number

Coupling Fpt x Fpt



Dimension inches	Sch 40 WHITE Product Code	Universal Number
1/2	035466	430005
3/4	035467	430007
1	035468	430010

Coupling Soc x Soc



Dimension inches	Sch 40 WHITE Product Code	Universal Number
3/8	035447	429003
1/2	035448	429005
3/4	035449	429007
1	035450	429010
1 1/4	035451	429012
1 1/2	035452	429015
2	035453	429020
2 1/2	035454	429025
3	035455	429030
4	035456	429040
5	035457	429050
6	035458	429060
8	035459	429080
10	235460	429100
12	235461	429120

Fabricated Coupling Soc x Soc



Dimension inches	Sch 40 WHITE Product Code	Universal Number
10	125569	429100F
12	125571	429120F
14	125573	429140F
16	125575	429160F
18	125577	429180F
20	125578	429200F
24	125579	429240F

Reducer Coupling Soc x Soc



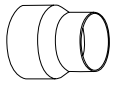
Dimension inches	Sch 40 WHITE Product Code	Universal Number
3/4 x 1/2	035759	429101
1 x 3/4	035760	429131
1 1/4 x 1	035761	429168
1 1/2 x 1 1/4	035762	429212
2 x 1 1/2	035764	429251
4 x 3	035765	429422
6 x 4	035766	429532
8 x 4	235069	429582
8 x 6	235070	429585

XIRTEC PVC SCH. 40 WHITE

Dimension inches	Sch 40 WHITE Product Code	Universal Number
------------------	---------------------------	------------------

Dimension inches	Sch 40 WHITE Product Code	Universal Number
------------------	---------------------------	------------------

Fabricated Reducer Coupling Soc x Soc



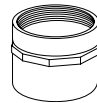
6 x 4	125602	429532F
8 x 4	125606	429582F
8 x 6	125608	429585F
10 x 4	125613	429624F
10 x 6	125615	429626F
10 x 8	125617	429628F
12 x 4	125622	429664F
12 x 6	125624	429666F
12 x 8	125626	429668F
12 x 10	125628	429670F
14 x 4	125633	429694F
14 x 6	125635	429696F
14 x 8	125637	429698F
14 x 10	125639	429700F
14 x 12	125641	429702F
16 x 4	125646	429754F
16 x 6	125648	429756F
16 x 8	125650	429758F
16 x 10	125652	429760F
16 x 12	125654	429762F
16 x 14	125656	429764F
18 x 4	125661	429784F
18 x 6	125663	429786F
18 x 8	125665	429788F
18 x 10	125667	429790F
18 x 12	125669	429792F
18 x 14	125671	429794F
18 x 16	125673	429796F
20 x 4	125675	429814F
20 x 6	125677	429816F
20 x 8	125679	429818F
20 x 10	125681	429820F
20 x 12	125683	429822F
20 x 14	125685	429824F
20 x 16	125687	429826F
20 x 18	125689	429828F
24 x 4	125691	429904F
24 x 6	125693	429906F
24 x 8	125695	429908F
24 x 10	125697	429910F
24 x 12	125699	429912F
24 x 14	125701	429914F
24 x 16	125703	429916F
24 x 18	125705	429918F
24 x 20	125707	429920F

Fabricated Eccentric Reducer Coupling Soc x Soc



6 x 4	125737	429532FE
8 x 4	125738	429582FE
8 x 6	125739	429585FE
10 x 4	125740	429624FE
10 x 6	125741	429626FE
10 x 8	125742	429628FE
12 x 4	125743	429664FE
12 x 6	125744	429666FE
12 x 8	125745	429668FE
12 x 10	125746	429670FE
14 x 6	125748	429696FE
14 x 8	125749	429698FE
14 x 10	125750	429700FE
14 x 12	125751	429702FE
16 x 8	125754	429758FE
16 x 10	125755	429760FE
16 x 12	125756	429762FE
16 x 14	125757	429764FE
18 x 10	125761	429790FE
18 x 12	125762	429792FE
18 x 14	125763	429794FE
18 x 16	125764	429796FE
20 x 12	125769	429822FE
20 x 14	125770	429824FE
20 x 16	125771	429826FE
20 x 18	125772	429828FE
24 x 14	125778	429914FE
24 x 16	125779	429916FE
24 x 18	125780	429918FE
24 x 20	125781	429920FE

Female Adapter Soc x Fpt



1/2	035559	435005
3/4	035560	435007
1	035561	435010
1 1/4	035562	435012
1 1/2	035563	435015
2	035564	435020
2 1/2	035565	435025
3	035566	435030
4	035567	435040
5	035568	435050
6	035569	435060
8	035570	435080

Dimension inches	Sch 40 WHITE Product Code	Universal Number
------------------	---------------------------	------------------

Fabricated Female Adapter Soc x Fpt



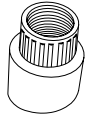
8	125532	435080F
10	125541	435100F
12	125548	435120F

Fabricated Female Adapter Sp x Fpt



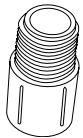
6	125530	478060F
8	125538	478080F
10	125545	478100F
12	125552	478120F

Female Adapter Reducing Soc x Fpt



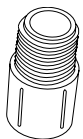
1/2 x 1/4	035571	435072
1/2 x 3/8	035951	435073
1/2 x 3/4	035572	435074
3/4 x 1/2	035992	435101
3/4 x 1	035990	435102
1 x 3/4	035958	435131

Male Adapter Soc x Mpt



3/8	035934	436003
1/2	035602	436005
3/4	035603	436007
1	035604	436010
1 1/4	035605	436012
1 1/2	035606	436015
2	035607	436020
2 1/2	035608	436025
3	035609	436030
4	035610	436040
5	035611	436050
6	035612	436060
8	035613	436080

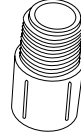
Fabricated Male Adapter Soc x Mpt



8	125535	436080F
10	125543	436100F
12	125550	436120F

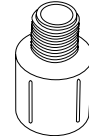
Dimension inches	Sch 40 WHITE Product Code	Universal Number
------------------	---------------------------	------------------

Fabricated Male Adapter Sp x Mpt



8	125540	461080F
10	125545	461100F
12	125552	461120F

Male Adapter Reducing Mpt x Soc



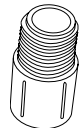
1/2 x 3/4	035614	436074
3/4 x 1/2	035615	436101
3/4 x 1	035616	436102
1 x 3/4	035617	436131
1 x 1 1/4	035618	436132
1 1/4 x 1	035380	436168
1 1/4 x 1 1/2	035593	436169
1 1/2 x 1 1/4	035619	436212
1 1/2 x 2	035620	436213
2 x 1 1/2	035973	436251
2 1/2 x 2	235041	436252
3 x 2 1/2	235042	436294
4 x 2 1/2	235043	436296
4 x 3	235044	436342

IPS to PIP Adapter Spig x Soc



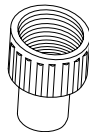
6	235045	431060
8	235046	431080

Riser Extension Fpt x Mpt



1/2	035591	434005
3/4	035944	434007
1	035947	434010

Female Adapter Spig x Fpt



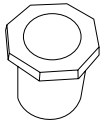
1/2	035578	478005
3/4	035579	478007
1	035580	478010
1 1/4	035581	478012
1 1/2	035582	478015
2	035583	478020
3	035585	478030
4	035586	478040

XIRTEC PVC SCH. 40 WHITE

Dimension inches	Sch 40 WHITE Product Code	Universal Number
------------------	---------------------------	------------------

Dimension inches	Sch 40 WHITE Product Code	Universal Number
------------------	---------------------------	------------------

Reducer Bushing Sp x Soc



1/2 x 1/4	035643	437072
1/2 x 3/8	035644	437073
3/4 x 1/2	035646	437101
1 x 1/2	035648	437130
1 x 3/4	035649	437131
1 1/4 x 1/2	035650	437166
1 1/4 x 3/4	035651	437167
1 1/4 x 1	035652	437168
1 1/2 x 1/2	035653	437209
1 1/2 x 3/4	035654	437210
1 1/2 x 1	035655	437211
1 1/2 x 1 1/4	035656	437212
2 x 1/2	035657	437247
2 x 3/4	035658	437248
2 x 1	035659	437249
2 x 1 1/4	035660	437250
2 x 1 1/2	035661	437251
2 1/2 x 1/2	035662	437287
2 1/2 x 3/4	035663	437288
2 1/2 x 1	035664	437289
2 1/2 x 1 1/4	035665	437290
2 1/2 x 1 1/2	035666	437291
2 1/2 x 2	035667	437292
3 x 3/4	035668	437334
3 x 1	035669	437335
3 x 1 1/4	035670	437336
3 x 1 1/2	035671	437337
3 x 2	035672	437338
3 x 2 1/2	035673	437339
4 x 2	035677	437420
4 x 2 1/2	035678	437421
4 x 3	035679	437422
5 x 2	035680	437486
5 x 3	035681	437488
5 x 4	035682	437490
6 x 2	035683	437528
6 x 3	035684	437530
6 x 4	035685	437532
6 x 5	035686	437534
8 x 4	035687	437582
8 x 6	035688	437585
10 x 6	235690	437626
10 x 8	035691	437628
12 x 8	235693	437668
12 x 10	235694	437670

Fabricated Flush Reducer Bushing Sp x Soc

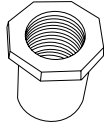


8 x 3	125715	437580F
10 x 4	035689	437624F
10 x 6	125717	437626F
10 x 8	125718	437628F
12 x 4	035041	437664F
12 x 6	125000	437666F
12 x 8	125719	437668F
12 x 10	125720	437670F
14 x 3	125721	437693F
14 x 4	125722	437694F
14 x 6	125723	437696F
14 x 8	126086	437698F
14 x 10	125724	437700F
14 x 12	125725	437702F
16 x 6	126087	437756F
16 x 8	125726	437758F
16 x 10	125727	437760F
16 x 12	125728	437762F
16 x 14	125729	437764F
18 x 6	126088	437786F
18 x 8	126089	437788F
18 x 10	126090	437790F
18 x 12	126091	437792F
18 x 14	125730	437794F
18 x 16	125731	437796F
20 x 6	126092	437816F
20 x 8	126093	437818F
20 x 10	126094	437820F
20 x 12	126095	437822F
20 x 14	126096	437824F
20 x 16	125732	437826F
20 x 18	125733	437828F
24 x 6	126097	437906F
24 x 8	126098	437908F
24 x 10	126099	437910F
24 x 12	126100	437912F
24 x 14	126101	437914F
24 x 16	126102	437916F
24 x 18	125734	437918F
24 x 20	125735	437920F

Dimension inches	Sch 40 WHITE Product Code	Universal Number
------------------	---------------------------	------------------

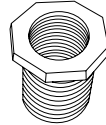
Dimension inches	Sch 40 WHITE Product Code	Universal Number
------------------	---------------------------	------------------

Reducer Bushing Spig x Fpt



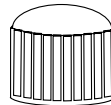
1/2 x 1/8	035717	438071
1/2 x 1/4	035718	438072
1/2 x 3/8	035719	438073
3/4 x 1/4	035720	438098
3/4 x 1/2	035722	438101
1 x 3/8	035723	438129
1 x 1/2	035724	438130
1 x 3/4	035725	438131
1 1/4 x 1/2	035726	438166
1 1/4 x 3/4	035727	438167
1 1/4 x 1	035728	438168
1 1/2 x 1/2	035729	438209
1 1/2 x 3/4	035730	438210
1 1/2 x 1	035731	438211
1 1/2 x 1 1/4	035732	438212
2 x 1/2	035733	438247
2 x 3/4	035734	438248
2 x 1	035735	438249
2 x 1 1/4	035736	438250
2 x 1 1/2	035737	438251
2 1/2 x 1/2	035738	438287
2 1/2 x 3/4	035739	438288
2 1/2 x 1	035740	438289
2 1/2 x 1 1/4	035741	438290
2 1/2 x 1 1/2	035742	438291
2 1/2 x 2	035743	438292
3 x 3/4	035744	438334
3 x 1	035745	438335
3 x 1 1/4	035746	438336
3 x 1 1/2	035747	438337
3 x 2	035748	438338
3 x 2 1/2	035749	438339
4 x 2	035750	438420
4 x 2 1/2	035751	438421
4 x 3	035752	438422
5 x 3	035753	438488
5 x 4	035754	438490
6 x 2	035755	438528
6 x 3	035756	438530
6 x 4	035757	438532
6 x 5	035758	438534

T.T. Bushing Mpt x FPT



3/8 x 1/4	035696	439052
1/2 x 1/4	035697	439072
1/2 x 3/8	035698	439073
3/4 x 1/4	035699	439098
3/4 x 3/8	035968	439099
3/4 x 1/2	035700	439101
1 x 1/2	035701	439130
1 x 3/4	035702	439131
1 1/4 x 1/2	035703	439166
1 1/4 x 3/4	035704	439167
1 1/4 x 1	035705	439168
1 1/2 x 1/2	035706	439209
1 1/2 x 3/4	035707	439210
1 1/2 x 1	035708	439211
1 1/2 x 1 1/4	035709	439212
2 x 1	035711	439249
2 x 1 1/4	035712	439250
2 x 1 1/2	035713	439251
2 1/2 x 2	035714	439292
3 x 2	035715	439338
3 x 2 1/2	035716	439339

Cap Soc



3/8	035406	447003
1/2	035407	447005
3/4	035408	447007
1	035409	447010
1 1/4	035410	447012
1 1/2	035411	447015
2	035412	447020
2 1/2	035413	447025
3	035414	447030
4	035415	447040
5	035416	447050
6	035417	447060
8	035418	447080
10	235902	447100
12	235903	447120

XIRTEC PVC SCH. 40 WHITE

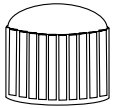
Dimension inches	Sch 40 WHITE Product Code	Universal Number
------------------	---------------------------	------------------

Fabricated Cap Soc



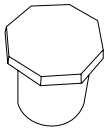
10	125798	447100F
12	125800	447120F
14	125802	447140F
16	125804	447160F
18	125806	447180F
20	125807	447200F
24	125808	447240F

Cap Fpt



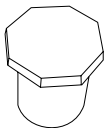
3/8	035948	448003
1/2	035423	448005
3/4	035424	448007
1	035425	448010
1 1/4	035426	448012
1 1/2	035427	448015
2	035428	448020
2 1/2	035429	448025
3	035430	448030
4	035431	448040
5	035432	448050
6	035433	448060

Plug Spig



3/8	035946	449003
1/2	035631	449005
3/4	035632	449007
1	035633	449010
1 1/4	035634	449012
1 1/2	035635	449015
2	035636	449020
2 1/2	035637	449025
3	035638	449030
4	035639	449040

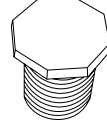
Fabricated Plug Spig



6	125810	449060F
8	125812	449080F
10	125814	449100F
12	125816	449120F
14	125818	449140F
16	125819	449160F
18	125820	449180F
20	125821	449200F
24	125822	449240F

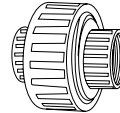
Dimension inches	Sch 40 WHITE Product Code	Universal Number
------------------	---------------------------	------------------

Plug Mpt



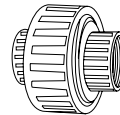
3/8	035621	450003
1/2	035622	450005
3/4	035623	450007
1	035624	450010
1 1/4	035625	450012
1 1/2	035626	450015
2	035627	450020
2 1/2	035628	450025
3	035629	450030
4	035630	450040
6	235047	450060

Union Soc x Soc EPDM O-ring Seal



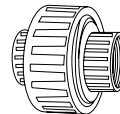
1/2	235001	497005
3/4	235002	497007
1	235003	497010
1 1/4	235004	497012
1 1/2	235005	497015
2	235006	497020

Union Soc x Soc Buna O-ring Seal



1/2	035900	457005
3/4	035901	457007
1	035902	457010
1 1/4	035903	457012
1 1/2	035904	457015
2	035905	457020

Union Fpt x Fpt Buna O-ring Seal



1/2	035906	458005
3/4	035907	458007
1	035908	458010
1 1/4	035909	458012
1 1/2	035910	458015
2	035911	458020

Wye Soc x Soc x Soc



1 1/2	035912	475015
2	035913	475020
3	035915	475030
4	035916	475040
6	035917	475060
6 x 6 x 4	035922	475532
8	135866	475080

1-1/2" - 2" Wye - 235 psi maximum internal pressure @ 73°F
 3" - 6 x 6 x 4 Wye - 150 psi maximum internal pressure @ 73°F
 8" Wye - 100 psi maximum internal pressure @ 73°F

Dimension inches	Sch 40 WHITE Product Code	Universal Number
------------------	---------------------------	------------------

Fabricated Wye Soc x Soc x Soc - 100 psi



8	125846	475080F
10	125847	475100F
12	125848	475120F
14	125849	475140F
16	125850	475160F
18	125851	475180F
20	125852	475200F
24	125853	475240F

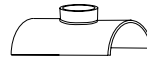
Fabricated Reducing Wye Soc x Soc x Soc - 100 psi



8 x 4	125855	475582F
8 x 6	125856	475585F
10 x 4	125857	475624F
10 x 6	125858	475626F
10 x 8	125859	475628F
12 x 4	125860	475664F
12 x 6	125861	475666F
12 x 8	125862	475668F
12 x 10	125863	475670F
14 x 4	125864	475694F
14 x 6	125865	475696F
14 x 8	125866	475698F
14 x 10	125867	475700F
14 x 12	125868	475702F
16 x 4	125869	475754F
16 x 6	125870	475756F
16 x 8	125871	475758F
16 x 10	125872	475760F
16 x 12	125873	475762F
16 x 14	125874	475764F
18 x 4	125875	475784F
18 x 6	125876	475786F
18 x 8	125877	475788F
18 x 10	125878	475790F
18 x 12	125879	475792F
18 x 14	125880	475794F
18 x 16	125881	475796F
20 x 4	125882	475814F
20 x 6	125883	475816F
20 x 8	125884	475818F
20 x 10	125885	475820F
20 x 12	125886	475822F
20 x 14	125887	475824F
20 x 16	125888	475826F
20 x 18	125889	475828F
24 x 4	125890	475904F
24 x 6	125891	475906F
24 x 8	125892	475908F
24 x 10	125893	475910F
24 x 12	125894	476912F
24 x 14	125895	475914F
24 x 16	125896	475916F
24 x 18	125897	475918F
24 x 20	125898	475920F

Dimension inches	Sch 40 WHITE Product Code	Universal Number
------------------	---------------------------	------------------

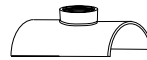
Saddles Pipe OD x Soc (Rated for 80 psi Open-Ended)



2 1/2 x 3/4	235048	463288
* 3 x 1 1/4	035996	463336
3 x 1 1/2	235049	463337
* 3 x 2	035995	463338
* 4 x 1 1/4	035767	463418
4 x 1 1/2	035768	463419
* 4 x 2	035769	463420
* 5 x 1 1/2	235050	463485
5 x 2	035955	463486
* 6 x 1 1/4	235051	463526
6 x 1 1/2	035588	463527
* 6 x 2	035942	463528
6 x 4	035770	463532
* 8 x 1 1/4	235052	463576
8 x 1 1/2	235053	463577
* 8 x 2	235054	463578
8 x 4	035976	463582
10 x 4	035771	463624

* These sizes are bushed.

Saddles Pipe OD x Fpt (Rated for 80 psi Open-Ended)



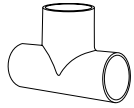
2 1/2 x 3/4	235055	464288
3 x 1 1/2	035993	464337
4 x 1 1/2	035772	464419
5 x 2	035943	464486
6 x 1 1/2	035587	464527
6 x 4	235056	464532
8 x 1 1/2	235057	464577
8 x 4	035774	464582
10 x 4	235058	464624

NOTE: When assembling Saddles to PVC pipe, IPEX recommends Industrial Polychemical Service (IPS) #719 cement, or equivalent. Although good connections may be accomplished without Saddle Straps, IPEX recommends the use of a clamp or strap device during the assembly step to insure good compression between the pipe and fitting surfaces as the solvent cures. For further details contact the factory.

XIRTEC PVC SCH. 40 GREY

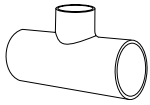
Dimension inches	Sch 40 GREY Product Code	Universal Number
------------------	--------------------------	------------------

Tee Soc x Soc x Soc



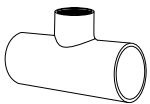
Dimension inches	Sch 40 GREY Product Code	Universal Number
1/2	035290	401005G
3/4	035291	401007G
1	035292	401010G
1-1/4	035293	401012G
1-1/2	035294	401015G
2	035295	401020G
2-1/2	035296	401025G
3	035297	401030G
4	035298	401040G
5	035299	401050G
6	035300	401060G
8	035301	401080G

Reducing Tee Soc x Soc x Soc



Dimension inches	Sch 40 GREY Product Code	Universal Number
3/4 x 3/4 x 1/2	035305	401101G
1 x 1 x 1/2	035307	401130G
1 x 1 x 3/4	035308	401131G
1-1/4 x 1-1/4 x 1/2	035311	401166G
1-1/4 x 1-1/4 x 3/4	035312	401167G
1-1/4 x 1-1/4 x 1	035313	401168G
1-1/2 x 1-1/2 x 1/2	035315	401209G
1-1/2 x 1-1/2 x 3/4	035316	401210G
1-1/2 x 1-1/2 x 1	035317	401211G
1-1/2 x 1-1/2 x 1-1/4	035318	401212G
2 x 2 x 1/2	035319	401247G
2 x 2 x 3/4	035320	401248G
2 x 2 x 1	035321	401249G
2 x 2 x 1-1/2	035322	401251G
3 x 3 x 1-1/2	035327	401337G
3 x 3 x 2	035328	401338G
3 x 3 x 2-1/2	035329	401339G
4 x 4 x 2	035331	401420G
4 x 4 x 3	035332	401422G
6 x 6 x 3	035334	401530G
6 x 6 x 4	035335	401532G

Reducing Tee Soc x Soc x Fpt



Dimension inches	Sch 40 GREY Product Code	Universal Number
3/4 x 3/4 x 1/2	035348	402101G
1 x 1 x 1/2	235059	402130G
1 x 1 x 3/4	035349	402131G
1-1/4 x 1-1/4 x 1/2	035350	402166G
1-1/4 x 1-1/4 x 3/4	035977	402167G
1-1/4 x 1-1/4 x 1	235060	402168G
1-1/2 x 1-1/2 x 1/2	035351	402209G
1-1/2 x 1-1/2 x 3/4	035352	402210G
1-1/2 x 1-1/2 x 1	035353	402211G
2 x 2 x 3/4	035355	402248G
2 x 2 x 1	035356	402249G
2 x 2 x 1-1/2	235061	402251G

Dimension inches	Sch 40 GREY Product Code	Universal Number
------------------	--------------------------	------------------

90° Elbow Soc x Soc



Dimension inches	Sch 40 GREY Product Code	Universal Number
3/8	035108	406003G
1/2	035109	406005G
3/4	035110	406007G
1	035111	406010G
1-1/4	035112	406012G
1-1/2	035113	406015G
2	035114	406020G
2-1/2	035115	406025G
3	035116	406030G
4	035117	406040G
5	035118	406050G
6	035119	406060G
8	035120	406080G

90° Elbow Soc x Fpt



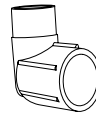
Dimension inches	Sch 40 GREY Product Code	Universal Number
1/2	035101	407005G
3/4	035102	407007G
1	035103	407010G
1-1/4	035104	407012G
1-1/2	035105	407015G
2	035106	407020G

90° Elbow Fpt x Fpt



Dimension inches	Sch 40 GREY Product Code	Universal Number
1/2	035125	408005G
3/4	035126	408007G
1	035127	408010G

90° Street Elbow Spig x Soc



Dimension inches	Sch 40 GREY Product Code	Universal Number
1	035128	409010G
1-1/2	035129	409015G
2	035130	409020G

90° Street Elbow Mpt x Fpt



Dimension inches	Sch 40 GREY Product Code	Universal Number
1/2	035132	412005G
3/4	035133	412007G
1	035134	412010G
1-1/2	035135	412015G

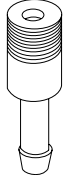
45° Elbow Soc x Soc



Dimension inches	Sch 40 GREY Product Code	Universal Number
1/2	035083	417005G
3/4	035084	417007G
1	035085	417010G
1-1/4	035086	417012G
1-1/2	035087	417015G
2	035088	417020G
2-1/2	035089	417025G
3	035090	417030G
4	035091	417040G
5	035092	417050G
6	035093	417060G
8	035094	417080G

Dimension inches	Sch 40 GREY Product Code	Universal Number
------------------	--------------------------	------------------

Hose Adapter (grey) Insert x Mpt

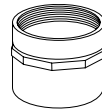


1/2	035157	1436005G
3/4	035158	1436007G
1	035159	1436010G
1-1/4	035160	1436012G
1-1/2	035161	1436015G
2	035162	1436020G
2-1/2	035163	1436025G
3	035164	1436030G
4	035165	1436040G

ASTM D2609 – Plastic Insert fitting for polyethylene

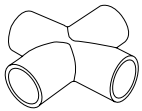
Dimension inches	Sch 40 GREY Product Code	Universal Number
------------------	--------------------------	------------------

Female Adapter Soc x Fpt



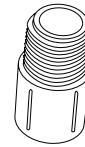
1/2	035136	435005G
3/4	035137	435007G
1	035138	435010G
1-1/4	035139	435012G
1-1/2	035140	435015G
2	035141	435020G
2-1/2	035142	435025G
3	035143	435030G
4	035144	435040G
5	035145	435050G
6	035146	435060G

Cross Soc x Soc x Soc x Soc



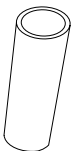
1/2	035068	420005G
3/4	035069	420007G
1	035070	420010G
1-1/4	035071	420012G
1-1/2	035072	420015G
2	035073	420020G
2-1/2	035074	420025G
3	035075	420030G
4	035076	420040G

Male Adapter Soc x Mpt



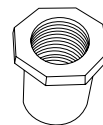
1/2	035167	436005G
3/4	035168	436007G
1	035169	436010G
1-1/4	035170	436012G
1-1/2	035171	436015G
2	035172	436020G
2-1/2	035173	436025G
3	035174	436030G
4	035175	436040G
5	035176	436050G
6	035177	436060G

Coupling Soc x Soc



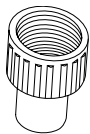
1/2	035052	429005G
3/4	035053	429007G
1	035054	429010G
1-1/4	035055	429012G
1-1/2	035056	429015G
2	035057	429020G
2-1/2	035058	429025G
3	035059	429030G
4	035060	429040G
5	035061	429050G
6	035062	429060G
8	035063	429080G

Reducer Bushing Spig x Fpt



1/2 x 1/4	035258	438072G
1/2 x 3/8	035259	438073G
3/4 x 1/2	035260	438101G
1 x 1/2	035262	438130G
1 x 3/4	035263	438131G
1-1/4 x 1/2	035264	438166G
1-1/4 x 3/4	035265	438167G
1-1/4 x 1	035266	438168G
1-1/2 x 1/2	035267	438209G
1-1/2 x 3/4	035268	438210G
1-1/2 x 1	035269	438211G
1-1/2 x 1-1/4	035270	438212G
2 x 1/2	035271	438247G
2 x 3/4	035272	438248G
2 x 1	035273	438249G
2 x 1-1/4	035274	438250G
2 x 1-1/2	035275	438251G
2-1/2 x 1-1/2	035277	438291G
2-1/2 x 2	035278	438292G
3 x 2	035283	438338G
4 x 2	035285	438420G
4 x 3	035286	438422G
5 x 4	235062	438490G
6 x 4	035287	438532G

Female Adapter Spig x Fpt

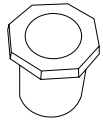


1/2	035148	478005G
3/4	035149	478007G
1	035150	478010G
1-1/4	035151	478012G
1-1/2	035152	478015G
2	035153	478020G
3	035155	478030G
4	035156	478040G

XIRTEC PVC SCH. 40 GREY

Dimension inches	Sch 40 GREY Product Code	Universal Number
------------------	--------------------------	------------------

Reducer Bushing Spig x Soc



Dimension inches	Sch 40 GREY Product Code	Universal Number
3/4 x 1/2	035209	437101G
1 x 1/2	035211	437130G
1 x 3/4	035212	437131G
1-1/4 x 1/2	035213	437166G
1-1/4 x 3/4	035214	437167G
1-1/4 x 1	035215	437168G
1-1/2 x 1/2	035216	437209G
1-1/2 x 3/4	035217	437210G
1-1/2 x 1	035218	437211G
1-1/2 x 1-1/4	035219	437212G
2 x 1/2	035220	437247G
2 x 3/4	035221	437248G
2 x 1	035222	437249G
2 x 1-1/4	035223	437250G
2 x 1-1/2	035224	437251G
2-1/2 x 1	035226	437289G
2-1/2 x 1-1/4	035227	437290G
2-1/2 x 1-1/2	035228	437291G
2-1/2 x 2	035229	437292G
3 x 1	035231	437335G
3 x 1-1/4	035232	437336G
3 x 1-1/2	035233	437337G
3 x 2	035234	437338G
3 x 2-1/2	035235	437339G
4 x 2	035238	437420G
4 x 2-1/2	035239	437421G
4 x 3	035240	437422G
5 x 4	035241	437490G
6 x 4	035244	437532G
8 x 6	035246	437585G

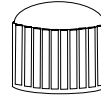
Cap Soc



Dimension inches	Sch 40 GREY Product Code	Universal Number
3/8	035590	447003G
1/2	035017	447005G
3/4	035018	447007G
1	035019	447010G
1-1/4	035020	447012G
1-1/2	035021	447015G
2	035022	447020G
2-1/2	035023	447025G
3	035024	447030G
4	035025	447040G
5	035026	447050G
6	035027	447060G
8	035028	447080G

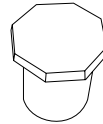
Dimension inches	Sch 40 GREY Product Code	Universal Number
------------------	--------------------------	------------------

Cap Fpt



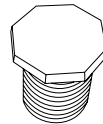
Dimension inches	Sch 40 GREY Product Code	Universal Number
1/2	035032	448005G
3/4	035033	448007G
1	035034	448010G
1-1/4	035035	448012G
1-1/2	035036	448015G
2	035037	448020G
3	035038	448030G
4	035039	448040G

Plug Spig



Dimension inches	Sch 40 GREY Product Code	Universal Number
1/2	035197	449005G
3/4	035198	449007G
1	035199	449010G
1-1/4	035200	449012G
1-1/2	035201	449015G
2	035202	449020G
3	035204	449030G

Plug Mpt



Dimension inches	Sch 40 GREY Product Code	Universal Number
1/2	035188	450005G
3/4	035189	450007G
1	035190	450010G
1-1/4	035191	450012G
1-1/2	035192	450015G
2	035193	450020G
2-1/2	035194	450025G
3	035195	450030G
4	035196	450040G

IPEX Industrial CADonDemand Center

REGISTER TO GAIN ACCESS TO:



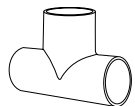
- Complete dimensions of Schedule 40 and Schedule 80, Xirtec PVC and Xirtec CPVC fittings
- 2D & 3D CAD drawing formats available
- 2D & 3D Valve CAD drawings available soon
- BIM coming soon

Register at www.ipexna.com

XIRTEC PVC FABRICATED SCH. 40 LOW PRESSURE

Dimension inches	Sch 40 LP Product Code	Universal Number
------------------	------------------------	------------------

Fabricated Tee Soc x Soc x Soc



10	135835	401100FLP
12	135836	401120FLP
14	135837	401140FLP
16	135838	401160FLP
18	135839	401180FLP
20	135840	401200FLP
24	135841	401240FLP

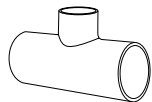
Dimension inches	Sch 40 LP Product Code	Universal Number
------------------	------------------------	------------------

Fabricated 90° Elbow Soc x Soc



10	135871	406100FLP
12	135872	406120FLP
14	135873	406140FLP
16	135874	406160FLP
18	135875	406180FLP
20	134007	406200FLP
24	134008	406240FLP

Fabricated Reducing Tee Soc x Soc x Soc



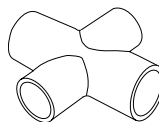
10 x 10 x 4	135842	401624FLP
10 x 10 x 6	135843	401626FLP
10 x 10 x 8	135844	401628FLP
12 x 12 x 4	135845	401664FLP
12 x 12 x 6	135846	401666FLP
12 x 12 x 8	135847	401668FLP
12 x 12 x 10	135848	401670FLP
14 x 14 x 6	135849	401696FLP
14 x 14 x 8	135850	401698FLP
14 x 14 x 10	135851	401700FLP
14 x 14 x 12	135852	401702FLP
16 x 16 x 8	135853	401758FLP
16 x 16 x 10	135854	401760FLP
16 x 16 x 12	135855	401762FLP
16 x 16 x 14	135856	401764FLP
18 x 18 x 8	135857	401788FLP
18 x 18 x 10	135858	401790FLP
18 x 18 x 12	135859	401792FLP
18 x 18 x 14	135860	401794FLP
18 x 18 x 16	135861	401796FLP
20 x 20 x 10	134000	401820FLP
20 x 20 x 12	134001	401822FLP
20 x 20 x 14	134002	401824FLP
20 x 20 x 16	135862	401826FLP
20 x 20 x 18	135863	401828FLP
24 x 24 x 10	134003	401910FLP
24 x 24 x 12	134004	401912FLP
24 x 24 x 14	134005	401914FLP
24 x 24 x 16	134006	401916FLP
24 x 24 x 18	135864	401918FLP
24 x 24 x 20	135865	401920FLP

Fabricated 45° Elbow Soc x Soc



10	135876	417100FLP
12	135877	417120FLP
14	135878	417140FLP
16	135879	417160FLP
18	135880	417180FLP
20	134009	417200FLP
24	134010	417240FLP

Fabricated Reducing Cross Soc x Soc x Soc x Soc



14 x 10	135892	420700FLP
14 x 12	135893	420702FLP
16 x 12	135894	420762FLP
16 x 14	135895	420764FLP

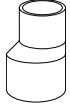
Fabricated Coupling Soc x Soc



10	035460	429100FLP
12	035461	429120FLP
14	035462	429140FLP
16	035463	429160FLP
18	035434	429180FLP
20	035464	429200FLP
24	035465	429240FLP

Dimension inches	Sch 40 LP Product Code	Universal Number
---------------------	---------------------------	---------------------

Fabricated Reducer Coupling Soc x Soc



10 x 4	133000	429624FLP
10 x 6	133001	429626FLP
10 x 8	133002	429628FLP
12 x 6	133003	429666FLP
12 x 8	133004	429668FLP
12 x 10	133005	429670FLP
14 x 8	134033	429698FLP
14 x 10	134012	429700FLP
14 x 12	134013	429702FLP
16 x 10	134014	429760FLP
16 x 12	134015	429762FLP
16 x 14	134016	429764FLP
18 x 10	134017	429790FLP
18 x 12	134018	429792FLP
18 x 14	134019	429794FLP
18 x 16	134020	429796FLP
20 x 10	134021	429820FLP
20 x 12	134022	429822FLP
20 x 14	134023	429824FLP
20 x 16	134024	429826FLP
20 x 18	134025	429828FLP
24 x 10	134026	429910FLP
24 x 12	134027	429912FLP
24 x 14	134028	429914FLP
24 x 16	134029	429916FLP
24 x 18	134030	429918FLP
24 x 20	134031	429920FLP
10 x 4	035479	429624FLP
10 x 6	135898	429626FLP
10 x 8	135899	429628FLP
12 x 6	035480	429666FLP
12 x 8	135900	429668FLP
12 x 10	135901	429670FLP

Fabricated Cap Soc



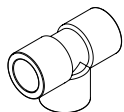
10	135902	447100FLP
12	135903	447120FLP
14	135904	447140FLP
16	135905	447160FLP
18	135906	447180FLP
20	135907	447200FLP
24	135908	447240FLP

10" to 12" - 130 psi; 14" to 24" - 100 psi

XIRTEC PVC SCH. 80

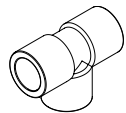
Dimension inches	PVC Sch 80 Product Code	Universal Number
------------------	-------------------------	------------------

Tee Soc x Soc x Soc



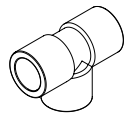
Dimension inches	PVC Sch 80 Product Code	Universal Number
1/4	036768	801002
3/8	036769	801003
1/2	036770	801005
3/4	036771	801007
1	036772	801010
1 1/4	036773	801012
1 1/2	036774	801015
2	036775	801020
2 1/2	036776	801025
3	036777	801030
4	036778	801040
6	036780	801060
8	036781	801080
10	036866	801100
12	036876	801120

Fabricated Tee Soc x Soc x Soc



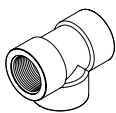
Dimension inches	PVC Sch 80 Product Code	Universal Number
10	109017	801100F
12	109018	801120F
14	109019	801140F
16	109020	801160F
18	109021	801180F
20	109022	801200F
24	109023	801240F

Tee Soc x Soc x Fpt



Dimension inches	PVC Sch 80 Product Code	Universal Number
1/2	036828	802005
3/4	036829	802007
1	036830	802010

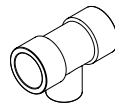
Tee Fpt x Fpt x Fpt



Dimension inches	PVC Sch 80 Product Code	Universal Number
1/4	036817	805002
3/8	036818	805003
1/2	036819	805005
3/4	036820	805007
1	036821	805010
1 1/4	036822	805012
1 1/2	036823	805015
2	036824	805020
2 1/2	036825	805025
3	036826	805030
4	036827	805040

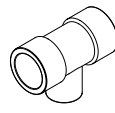
Dimension inches	PVC Sch 80 Product Code	Universal Number
------------------	-------------------------	------------------

Reducing Tee Soc x Soc x Soc



Dimension inches	PVC Sch 80 Product Code	Universal Number
3/4 x 3/4 x 1/2	036786	801101
3/4 x 3/4 x 1	036787	801102
1 x 3/4 x 1	036791	801126
1 x 1 x 1/2	036788	801130
1 x 1 x 3/4	036789	801131
1 1/4 x 1 x 3/4	036792	801157
1 1/4 x 1 1/4 x 3/4	036793	801167
1 1/4 x 1 1/4 x 1	036794	801168
1 1/2 x 1 1/2 x 3/4	036795	801210
1 1/2 x 1 1/2 x 1	036796	801211
2 x 2 x 1/2	036797	801247
2 x 2 x 3/4	036798	801248
2 x 2 x 1	036799	801249
2 x 2 x 1 1/2	036800	801251
3 x 3 x 2	036802	801338
3 x 3 x 2 1/2	036803	801339
4 x 4 x 2	036804	801420
4 x 4 x 3	036805	801422
6 x 6 x 3	036807	801530
6 x 6 x 4	036808	801532
8 x 8 x 6	036810	801585

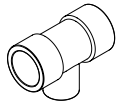
Fabricated Reducing Tee Soc x Soc x Soc



Dimension inches	PVC Sch 80 Product Code	Universal Number
8 x 8 x 4	109027	801582F
10 x 10 x 4	109032	801624F
10 x 10 x 6	109033	801626F
10 x 10 x 8	109034	801628F
12 x 12 x 4	109037	801664F
12 x 12 x 6	109038	801666F
12 x 12 x 8	109039	801668F
12 x 12 x 10	109040	801670F
14 x 14 x 4	109041	801694F
14 x 14 x 6	109042	801696F
14 x 14 x 8	109043	801698F
14 x 14 x 10	109044	801700F
14 x 14 x 12	109045	801702F
16 x 16 x 4	109047	801754F
16 x 16 x 6	109048	801756F
16 x 16 x 8	109049	801758F
16 x 16 x 10	109050	801760F
16 x 16 x 12	109051	801762F
16 x 16 x 14	109052	801764F
18 x 18 x 4	109053	801784F
18 x 18 x 6	109054	801786F
18 x 18 x 8	109055	801788F
18 x 18 x 10	109056	801790F
18 x 18 x 12	109057	801792F
18 x 18 x 14	109058	801794F
18 x 18 x 16	109059	801796F

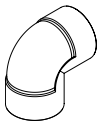
Dimension inches	PVC Sch 80 Product Code	Universal Number
------------------	-------------------------	------------------

Fabricated Reducing Tee Soc x Soc x Soc (cont)



20 x 20 x 4	109060	801814F
20 x 20 x 6	109061	801816F
20 x 20 x 8	109062	801818F
20 x 20 x 10	109063	801820F
20 x 20 x 12	109064	801822F
20 x 20 x 14	109065	801824F
20 x 20 x 16	109066	801826F
20 x 20 x 18	109067	801828F
24 x 24 x 4	109068	801904F
24 x 24 x 6	109069	801906F
24 x 24 x 8	109070	801908F
24 x 24 x 10	109071	801910F
24 x 24 x 12	109072	801912F
24 x 24 x 14	109073	801914F
24 x 24 x 16	109074	801916F
24 x 24 x 18	109075	801918F
24 x 24 x 20	109076	801920F

90° Elbow Soc x Soc



1/4	036179	806002
3/8	036180	806003
1/2	036181	806005
3/4	036182	806007
1	036183	806010
1 1/4	036184	806012
1 1/2	036185	806015
2	036186	806020
2 1/2	036187	806025
3	036188	806030
4	036189	806040
6	036191	806060
8	036192	806080
10	036864	806100
12	036865	806120

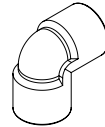
Fabricated 90° Elbow Soc x Soc



10	109211	806100F
12	109200	806120F
14	109201	806140F
16	109202	806160F
18	109203	806180F
20	109204	806200F
24	109205	806240F

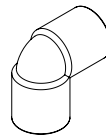
Dimension inches	PVC Sch 80 Product Code	Universal Number
------------------	-------------------------	------------------

90° Elbow Fpt x Fpt



1/4	036197	808002
3/8	036198	808003
1/2	036199	808005
3/4	036200	808007
1	036201	808010
1 1/4	036202	808012
1 1/2	036203	808015
2	036204	808020
2 1/2	036205	808025
3	036206	808030
4	036207	808040

90° Elbow Soc x Fpt

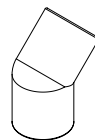


1/2	036172	807005
3/4	036173	807007
1	036174	807010
1 1/4	036175	807012
1 1/2	036176	807015
2	036177	807020

Fabricated 60° Elbow Soc x Soc

6	109186	824060F
8	109187	824080F
10	109188	824100F
12	109189	824120F
14	109190	824140F
16	109191	824160F
18	109192	824180F
20	109193	824200F
24	109194	824240F

45° Elbow Soc x Soc



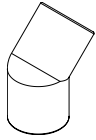
1/4	036142	817002
3/8	036143	817003
1/2	036144	817005
3/4	036145	817007
1	036146	817010
1 1/4	036147	817012
1 1/2	036148	817015
2	036149	817020
2 1/2	036150	817025
3	036151	817030
4	036152	817040
6	036154	817060
8	036155	817080
10	036862	817100
12	036863	817120

XIRTEC PVC SCH. 80

Dimension inches	PVC Sch 80 Product Code	Universal Number
------------------	-------------------------	------------------

Fabricated 45° Elbow

Soc x Soc



Dimension inches	PVC Sch 80 Product Code	Universal Number
10	109178	817100F
12	109179	817120F
14	109181	817140F
16	109182	817160F
18	109183	817180F
20	109184	817200F
24	109185	817240F

Dimension inches	PVC Sch 80 Product Code	Universal Number
------------------	-------------------------	------------------

Fabricated 22-1/2° Elbow

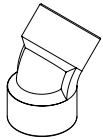
Soc x Soc



Dimension inches	PVC Sch 80 Product Code	Universal Number
8	109155	816080F
10	109156	816100F
12	109157	816120F
14	109158	816140F
16	109159	816160F
18	109160	816180F
20	109161	816200F
24	109162	816240F

45° Elbow

Fpt x Fpt



Dimension inches	PVC Sch 80 Product Code	Universal Number
1/4	036160	819002
3/8	036161	819003
1/2	036162	819005
3/4	036163	819007
1	036164	819010
1 1/4	036165	819012
1 1/2	036166	819015
2	036167	819020
2 1/2	036168	819025
3	036169	819030
4	036170	819040

Fabricated 15° Elbow

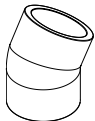
Soc x Soc



Dimension inches	PVC Sch 80 Product Code	Universal Number
4	109143	818040F
6	109144	818060F
8	109145	818080F
10	109146	818100F
12	109147	818120F
14	109148	818140F
16	109149	818160F
18	109150	818180F
20	109151	818200F
24	109152	818240F

Fabricated 30° Elbow

Soc x Soc



Dimension inches	PVC Sch 80 Product Code	Universal Number
4	109163	815040F
6	109164	815060F
8	109165	815080F
10	109166	815100F
12	109167	815120F
14	109168	815140F
16	109169	815160F
18	109170	815180F
20	109171	815200F
24	109172	815240F

Fabricated 11-1/4° Elbow

Soc x Soc



Dimension inches	PVC Sch 80 Product Code	Universal Number
4	109133	811040F
6	109134	811060F
8	109135	811080F
10	109136	811100F
12	109137	811120F
14	109138	811140F
16	109139	811160F
18	109140	811180F
20	109141	811200F
24	109142	811240F

22-1/2° Elbow

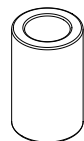
Soc x Soc



Dimension inches	PVC Sch 80 Product Code	Universal Number
2	036134	816020
3	036135	816030
4	036136	816040
6	036137	816060
8	036888	816080

Coupling

Soc x Soc

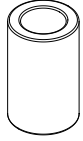


Dimension inches	PVC Sch 80 Product Code	Universal Number
1/4	036088	829002
3/8	036089	829003
1/2	036090	829005
3/4	036091	829007
1	036092	829010
1 1/4	036093	829012
1 1/2	036094	829015
2	036095	829020
2 1/2	036096	829025
3	036097	829030
4	036098	829040
6	036099	829060
8	036100	829080
10	236021	829100
12	236022	829120

Dimension inches	PVC Sch 80 Product Code	Universal Number
------------------	-------------------------	------------------

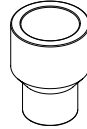
Dimension inches	PVC Sch 80 Product Code	Universal Number
------------------	-------------------------	------------------

Fabricated Coupling Soc x Soc



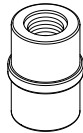
Dimension inches	PVC Sch 80 Product Code	Universal Number
10	036101	829100F
12	036102	829120F
14	036103	829140F
16	036889	829160F
18	236045	829180F
20	236046	829200F
24	236047	829240F

Fabricated Reducer Coupling Soc x Soc



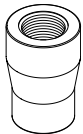
Dimension inches	PVC Sch 80 Product Code	Universal Number
8 x 4	109274	829582F
10 x 4	109278	829624F
10 x 6	109280	829626F
10 x 8	109282	829628F
12 x 4	109284	829664F
12 x 6	109286	829666F
12 x 8	109288	829668F
12 x 10	109290	829670F
14 x 4	109292	829694F
14 x 6	109294	829696F
14 x 8	109296	829698F
14 x 10	109298	829700F
14 x 12	109300	829702F
16 x 4	109302	829754F
16 x 6	109304	829756F
16 x 8	109306	829758F
16 x 10	109308	829760F
16 x 12	109310	829762F
16 x 14	109312	829764F
18 x 4	109315	829784F
18 x 6	109317	829786F
18 x 8	109319	829788F
18 x 10	109321	829790F
18 x 12	109323	829792F
18 x 14	109325	829794F
18 x 16	109327	829796F
20 x 4	109329	829814F
20 x 6	109331	829816F
20 x 8	109333	829818F
20 x 10	109335	829820F
20 x 12	109337	829822F
20 x 14	109339	829824F
20 x 16	109341	829826F
20 x 18	109343	829828F
24 x 4	109345	829904F
24 x 6	109347	829906F
24 x 8	109349	829908F
24 x 10	109351	829910F
24 x 12	109353	829912F
24 x 14	109355	829914F
24 x 16	109357	829916F
24 x 18	109359	829918F
24 x 20	109361	829920F

Coupling Fpt x Fpt



Dimension inches	PVC Sch 80 Product Code	Universal Number
1/4	036104	830002
3/8	036105	830003
1/2	036106	830005
3/4	036107	830007
1	036108	830010
1 1/4	036109	830012
1 1/2	036110	830015
2	036111	830020
2 1/2	036112	830025
3	036113	830030
4	036114	830040

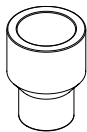
Reducer Coupling Fpt x Fpt



Dimension inches	PVC Sch 80 Product Code	Universal Number
1/2 x 1/4	036746	830072
3/4 x 1/2	036748	830101
* 1 x 1/2	036749	830130SR
* 1 x 3/4	036750	830131SR
1 1/4 x 3/4	036751	830167
* 1 1/2 x 1	036754	830211SR
* 2 x 1 1/2	036758	830251SR

*Only available in SR version

Reducer Coupling Soc x Soc

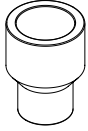


Dimension inches	PVC Sch 80 Product Code	Universal Number
3/4 x 1/2	036719	829101
1 x 1/2	036720	829130
1 x 3/4	036721	829131
1 1/4 x 3/4	036723	829167
1 1/4 x 1	036724	829168
1 1/2 x 1/2	036725	829209
1 1/2 x 3/4	036726	829210
1 1/2 x 1	036727	829211
1 1/2 x 1 1/4	036728	829212
2 x 1/2	036897	829247
2 x 1	036729	829249
2 x 1 1/2	036731	829251
3 x 2	036735	829338
4 x 2	036736	829420
4 x 3	036738	829422
6 x 4	036740	829532
8 x 6	036743	829585

XIRTEC PVC SCH. 80

Dimension inches	PVC Sch 80 Product Code	Universal Number
------------------	-------------------------	------------------

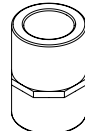
Fabricated Eccentric Reducer Coupling Soc x Soc



Dimension inches	PVC Sch 80 Product Code	Universal Number
4 x 3	109410	829422FE
6 x 4	109411	829532FE
8 x 4	109412	829582FE
8 x 6	109413	829585FE
10 x 4	109414	829624FE
10 x 6	109415	829626FE
10 x 8	109416	829628FE
12 x 4	109417	829664FE
12 x 6	109418	829666FE
12 x 8	109419	829668FE
12 x 10	109420	829670FE
14 x 4	109421	829694FE
14 x 6	109422	829696FE
14 x 8	109423	829698FE
14 x 10	109424	829700FE
14 x 12	109425	829702FE
16 x 4	109426	829754FE
16 x 6	109427	829756FE
16 x 8	109428	829758FE
16 x 10	109429	829760FE
16 x 12	109430	829762FE
16 x 14	109431	829764FE
18 x 4	109432	829784FE
18 x 6	109433	829786FE
18 x 8	109434	829788FE
18 x 10	109435	829790FE
18 x 12	109436	829792FE
18 x 14	109437	829794FE
18 x 16	109438	829796FE
20 x 12	109443	829822FE
20 x 14	109444	829824FE
20 x 16	109445	829826FE
20 x 18	109446	829828FE
24 x 4	109447	829904FE
24 x 6	109448	829906FE
24 x 8	109449	829908FE
24 x 10	109450	829910FE
24 x 12	109451	829912FE
24 x 14	109452	829914FE
24 x 16	109453	829916FE
24 x 18	109454	829918FE
24 x 20	109455	829920FE

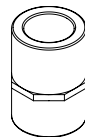
Dimension inches	PVC Sch 80 Product Code	Universal Number
------------------	-------------------------	------------------

Female Adapter Soc x Fpt



Dimension inches	PVC Sch 80 Product Code	Universal Number
1/4	036209	835002
3/8	036210	835003
1/2	036211	835005
3/4	036212	835007
1	036213	835010
1 1/4	036214	835012
1 1/2	036215	835015
2	036216	835020
2 1/2	036217	835025
3	036218	835030
4	036219	835040

Fabricated Female Adapter Soc x Fpt

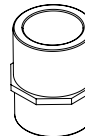


Dimension inches	PVC Sch 80 Product Code	Universal Number
6	109216	835060F
8	109222	835080F
10	109228	835100F
12	109234	835120F

Female Adapter Sp x Fpt

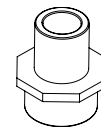
Dimension inches	PVC Sch 80 Product Code	Universal Number
6	109220	878060F
8	109226	878080F
10	109232	878100F
12	109238	878120F

Female Adapter Soc x Fpt (SS reinforced)



Dimension inches	PVC Sch 80 Product Code	Universal Number
1/2	036971	835005SR
3/4	036972	835007SR
1	036973	835010SR
1 1/4	036974	835012SR
1 1/2	036975	835015SR
2	036976	835020SR
2 1/2	036977	835025SR
3	036978	835030SR
4	036979	835040SR

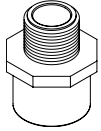
Female Adapter Spig x Fpt (SS reinforced)



Dimension inches	PVC Sch 80 Product Code	Universal Number
1/2	036965	878005SR
3/4	036966	878007SR
1	036967	878010SR
1 1/4	036968	878012SR
1 1/2	036969	878015SR
2	036970	878020SR
3	236000	878030SR
4	236001	878040SR

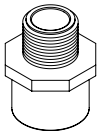
Dimension inches	PVC Sch 80 Product Code	Universal Number
------------------	-------------------------	------------------

Male Adapter Soc x Mpt



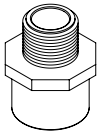
Dimension inches	PVC Sch 80 Product Code	Universal Number
1/2	036420	836005
3/4	036421	836007
1	036422	836010
1 1/4	036423	836012
1 1/2	036424	836015
2	036425	836020
2 1/2	036426	836025
3	036427	836030
4	036428	836040

Fabricated Male Adapter Soc x Mpt



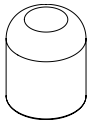
Dimension inches	PVC Sch 80 Product Code	Universal Number
6	109217	836060F
8	109223	836080F
10	109229	836100F
12	109235	836120F

Male Adapter Sp x Mpt



Dimension inches	PVC Sch 80 Product Code	Universal Number
6	861060F	109221
8	861080F	109227
10	861100F	109233
12	861120F	109239

Cap Soc



Dimension inches	PVC Sch 80 Product Code	Universal Number
1/4	847002	036056
3/8	847003	036057
1/2	847005	036058
3/4	847007	036059
1	847010	036060
1 1/4	847012	036061
1 1/2	847015	036062
2	847020	036063
2 1/2	847025	036064
3	847030	036065
4	847040	036066
6	847060	036067
8	847080	036068
10	847100	236023
12	847120	236024

Dimension inches	PVC Sch 80 Product Code	Universal Number
------------------	-------------------------	------------------

Fabricated Cap



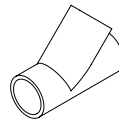
Dimension inches	PVC Sch 80 Product Code	Universal Number
10	109474	847100F
12	109475	847120F
14	109476	847140F
16	109477	847160F
18	109478	847180F
20	109479	847200F
24	109480	847240F

Cap Fpt



Dimension inches	PVC Sch 80 Product Code	Universal Number
1/4	036072	848002
3/8	036073	848003
1/2	036074	848005
3/4	036075	848007
1	036076	848010
1 1/4	036077	848012
1 1/2	036078	848015
2	036079	848020
2 1/2	036080	848025
3	036081	848030
4	036082	848040

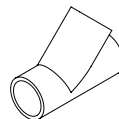
Wye Soc x Soc x Soc



Dimension inches	PVC Sch 80 Product Code	Universal Number
1 1/2	036854	875015
2	036855	875020
3	036856	875030
4	036857	875040
6	036858	875060
6 x 4	036861	875532
8	036895	875080

1/2" - 2" Wye - 235 psi maximum internal pressure rating @ 73°F
 3" - 6 x 6 x 4" Wye - 150 psi maximum internal pressure rating @ 73°F
 8" wye - 100 psi maximum internal pressure

Fabricated Wye Soc x Soc x Soc - 100 psi



Dimension inches	PVC Sch 80 Product Code	Universal Number
8	109587	875080F
10	109588	875100F
12	109589	875120F
14	109590	875140F
16	109591	875160F
18	109592	875180F
20	109593	875200F
24	109594	875240F

XIRTEC PVC SCH. 80

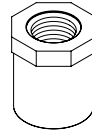
Dimension inches	PVC Sch 80 Product Code	Universal Number
------------------	-------------------------	------------------

Fabricated Reducing Wye Soc x Soc x Soc 100 psi

8 x 4	109595	875582F
8 x 6	109596	875585F
10 x 4	109597	875624F
10 x 6	109598	875626F
10 x 8	109599	875628F
12 x 4	109600	875664F
12 x 6	109601	875666F
12 x 8	109602	875668F
12 x 10	109603	875670F
14 x 4	109604	875694F
14 x 6	109605	875696F
14 x 8	109606	875698F
14 x 10	109607	875700F
14 x 12	109608	875702F
16 x 4	109609	875754F
16 x 6	109610	875756F
16 x 8	109611	875758F
16 x 10	109612	875760F
16 x 12	109613	875762F
16 x 14	109614	875764F
18 x 4	109615	875784F
18 x 6	109616	875786F
18 x 8	109617	875788F
18 x 10	109618	875790F
18 x 12	109619	875792F
18 x 14	109620	875794F
18 x 16	109621	875796F
20 x 4	109622	875814F
20 x 6	109623	875816F
20 x 8	109624	875818F
20 x 10	109625	875820F
20 x 12	109626	875822F
20 x 14	109627	875824F
20 x 16	109628	875826F
20 x 18	109629	875828F
24 x 4	109630	875904F
24 x 6	109631	875906F
24 x 8	109632	875908F
24 x 10	109633	875910F
24 x 12	109634	875912F
24 x 14	109635	875914F
24 x 16	109636	875916F
24 x 18	109637	875918F
24 x 20	109638	875920F

Dimension inches	PVC Sch 80 Product Code	Universal Number
------------------	-------------------------	------------------

Reducer Bushing Sp x Soc (flushstyle)

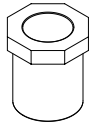


3/8 x 1/4	036599	837052
1/2 x 1/4	036600	837072
1/2 x 3/8	036601	837073
3/4 x 1/2	036604	837101
1 x 1/2	036605	837130
1 x 3/4	036606	837131
1 1/4 x 1/2	036607	837166
1 1/4 x 3/4	036608	837167
1 1/4 x 1	036609	837168
1 1/2 x 1/2	036610	837209
1 1/2 x 3/4	036611	837210
1 1/2 x 1	036612	837211
1 1/2 x 1 1/4	036613	837212
2 x 1/2	036614	837247
2 x 3/4	036615	837248
2 x 1	036616	837249
2 x 1 1/4	036617	837250
2 x 1 1/2	036618	837251
2 1/2 x 1 1/4	036620	837290
2 1/2 x 1 1/2	036621	837291
2 1/2 x 2	036622	837292
3 x 1	036623	837335
3 x 1 1/4	036269	837336
3 x 1 1/2	036624	837337
3 x 2	036625	837338
3 x 2 1/2	036626	837339
4 x 2	036628	837420
4 x 2 1/2	036629	837421
4 x 3	036630	837422
6 x 2	036632	837528
6 x 3	036633	837530
6 x 4	036634	837532
8 x 4	136155	837582
8 x 6	036638	837585
10 X 6	236025	837626
10 x 8	036270	837628
12 X 8	236027	837668
12 X 10	236028	837670

Dimension inches	PVC Sch 80 Product Code	Universal Number
---------------------	----------------------------	---------------------

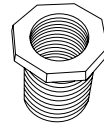
Dimension inches	PVC Sch 80 Product Code	Universal Number
---------------------	----------------------------	---------------------

Fabricated Reducer Bushing Sp x Soc (flushstyle)



10 x 4	136156	837624F
10 x 6	136157	837626F
10 x 8	109368	837628F
12 x 4	109369	837664F
12 x 6	136158	837666F
12 x 8	136159	837668F
12 x 10	036208	837670F
14 x 4	109373	837694F
14 x 6	109374	837696F
14 x 8	109375	837698F
14 x 10	109376	837700F
14 x 12	109377	837702F
16 x 4	109378	837754F
16 x 6	109379	837756F
16 x 8	109380	837758F
16 x 10	109381	837760F
16 x 12	109382	837762F
16 x 14	109383	837764F
18 x 3	109384	837783F
18 x 4	109385	837784F
18 x 6	109386	837786F
18 x 8	109387	837788F
18 x 10	109388	837790F
18 x 12	109389	837792F
18 x 14	109390	837794F
18 x 16	109391	837796F
20 x 4	109392	837814F
20 x 6	109393	837816F
20 x 8	109394	837818F
20 x 10	109395	837820F
20 x 12	109396	837822F
20 x 14	109397	837824F
20 x 16	109398	837826F
20 x 18	109399	837828F
24 x 4	109400	837904F
24 x 6	109401	837906F
24 x 8	109402	837908F
24 x 10	109403	837910F
24 x 12	109404	837912F
24 x 14	109405	837914F
24 x 16	109406	837916F
24 x 18	109407	837918F
24 x 20	109408	837920F

Reducer Bushing Sp x Fpt (flushstyle)

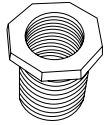


3/8 x 1/4	036679	838052
1/2 x 1/4	036681	838072
1/2 x 3/8	036682	838073
3/4 x 1/4	036683	838098
3/4 x 1/2	036684	838101
1 x 3/8	036685	838129
1 x 1/2	036686	838130
1 x 3/4	036687	838131
1 1/4 x 1/2	036688	838166
1 1/4 x 3/4	036689	838167
1 1/4 x 1	036690	838168
1 1/2 x 1/2	036691	838209
1 1/2 x 3/4	036692	838210
1 1/2 x 1	036693	838211
1 1/2 x 1 1/4	036694	838212
2 x 1/2	036695	838247
2 x 3/4	036696	838248
2 x 1	036697	838249
2 x 1 1/4	036698	838250
2 x 1 1/2	036699	838251
2 1/2 x 1/2	236002	838287
2 1/2 x 3/4	036700	838288
2 1/2 x 1	036701	838289
2 1/2 x 1 1/4	036702	838290
2 1/2 x 1 1/2	036703	838291
2 1/2 x 2	036704	838292
3 x 3/4	036705	838334
3 x 1	036706	838335
3 x 1 1/4	036707	838336
3 x 1 1/2	036708	838337
3 x 2	036709	838338
3 x 2 1/2	036710	838339
4 x 2	036711	838420
4 x 2 1/2	036712	838421
4 x 3	036713	838422
6 x 2	036714	838528
6 x 3	036715	838530
6 x 4	036716	838532

XIRTEC PVC SCH. 80

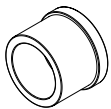
Dimension inches	PVC Sch 80 Product Code	Universal Number
------------------	-------------------------	------------------

Reducer Bushing Mpt x Fpt (flushstyle)



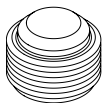
3/8 x 1/4	036647	839052
1/2 x 1/4	036648	839072
1/2 x 3/8	036649	839073
3/4 x 1/4	036651	839098
3/4 x 3/8	036652	839099
3/4 x 1/2	036653	839101
1 x 1/4	036654	839128
1 x 3/8	036655	839129
1 x 1/2	036656	839130
1 x 3/4	036657	839131
1-1/4 x 1/2	036658	839166
1-1/4 x 3/4	036659	839167
1-1/4 x 1	036660	839168
1-1/2 x 1/2	036661	839209
1-1/2 x 3/4	036662	839210
1-1/2 x 1	036663	839211
1-1/2 x 1-1/4	036664	839212
2 x 1/2	036665	839247
2 x 3/4	036666	839248
2 x 1	036667	839249
2 x 1-1/4	036668	839250
2 x 1-1/2	036669	839251
2-1/2 x 2	036672	839292
3 x 1-1/2	036673	839337
3 x 2	036674	839338
3 x 2-1/2	036675	839339
4 x 2	036676	839420
4 x 3	036677	839422

Plug Spig



2	036585	849020
---	--------	--------

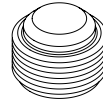
Fabricated Plug Spig



6	109481	849060F
8	109483	849080F
10	109485	849100F
12	109487	849120F
14	109489	849140F
16	109490	849160F
18	109491	849180F
20	109492	849200F
24	109493	849240F

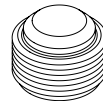
Dimension inches	PVC Sch 80 Product Code	Universal Number
------------------	-------------------------	------------------

Plug Mpt



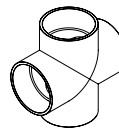
1/4	036568	850002
3/8	036569	850003
1/2	036570	850005
3/4	036571	850007
1	036572	850010
1-1/4	036573	850012
1-1/2	036574	850015
2	036575	850020
2-1/2	036576	850025
3	036577	850030
4	036578	850040
6	036579	850060

Fabricated Plug Mpt



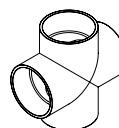
6	109482	850060F
8	109484	850080F
10	109486	850100F
12	109488	850120F

Cross Soc x Soc x Soc x Soc



1/2	036116	820005
3/4	036117	820007
1	036118	820010
1-1/4	036119	820012
1-1/2	036120	820015
2	036121	820020
2-1/2	036122	820025
3	036123	820030
4	036124	820040

Fabricated Cross Soc x Soc x Soc x Soc



6	109079	820060F
8	109080	820080F
10	109081	820100F
12	109082	820120F
14	109083	820140F
16	109084	820160F
18	109085	820180F
20	109086	820200F
24	109087	820240F

All Molded Flanges are rated at 150 psi at 73°F., non-shock. Standard 150 lb. bolting pattern.

CAUTION: When thermoplastic flanges are used with butterfly valves or other equipment, where a full face continuous support does not exist, a back-up ring or fiberglass reinforcement should be used to prevent cracking of the flange face.

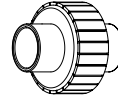
Dimension inches	PVC Sch 80 Product Code	Universal Number
------------------	-------------------------	------------------

Fabricated Reducer Cross Soc x Soc x Soc x Soc

6 x 4	109088	820532F
8 x 4	109089	820582F
8 x 6	109090	820585F
10 x 4	109091	820624F
10 x 6	109092	820626F
10 x 8	109093	820628F
12 x 4	109094	820664F
12 x 6	109095	820666F
12 x 8	109096	820668F
12 x 10	109097	820670F
14 x 4	109098	820694F
14 x 6	109099	820696F
14 x 8	109100	820698F
14 x 10	109101	820700F
14 x 12	109102	820702F
16 x 4	109103	820754F
16 x 6	109104	820756F
16 x 8	109105	820758F
16 x 10	109106	820760F
16 x 12	109107	820762F
16 x 14	109108	820764F
18 x 4	109109	820784F
18 x 6	109110	820786F
18 x 8	109111	820788F
18 x 10	109112	820790F
18 x 12	109113	820792F
18 x 14	109114	820794F
18 x 16	109115	820796F
20 x 4	109116	820814F
20 x 6	109117	820816F
20 x 8	109118	820818F
20 x 10	109119	820820F
20 x 12	109120	820822F
20 x 14	109121	820824F
20 x 16	109122	820826F
20 x 18	109123	820828F
24 x 4	109124	820904F
24 x 6	109125	820906F
24 x 8	109126	820908F
24 x 10	109127	820910F
24 x 12	109128	820912F
24 x 14	109129	820914F
24 x 16	109130	820916F
24 x 18	109131	820918F
24 x 20	109132	820920F

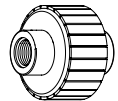
Dimension inches	PVC Sch 80 Product Code	Universal Number
------------------	-------------------------	------------------

Union Soc x Soc (EPDM O-ring Seal)



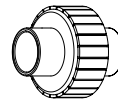
1/4	236004	897002
3/8	236005	897003
1/2	036956	897005
3/4	036964	897007
1	036980	897010
1-1/4	036981	897012
1-1/2	036982	897015
2	036983	897020
3	036984	897030
4	236006	897040

Union Fpt x Fpt (EPDM O-ring Seal)



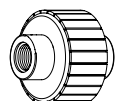
1/4	236007	898002
3/8	236008	898003
1/2	036985	898005
3/4	036986	898007
1	036987	898010
1-1/4	036988	898012
1-1/2	036989	898015
2	036990	898020
3	036993	898030
4	236009	898040

Union Soc x Soc (Viton® O-ring Seal)



1/4	036833	857002
3/8	036834	857003
1/2	036835	857005
3/4	036836	857007
1	036837	857010
1-1/4	036838	857012
1-1/2	036839	857015
2	036840	857020
3	036842	857030
4	036843	857040

Union Fpt x Fpt (Viton® O-ring Seal)



1/4	036844	858002
3/8	036845	858003
1/2	036846	858005
3/4	036847	858007
1	036848	858010
1-1/4	036849	858012
1-1/2	036850	858015
2	036851	858020
3	036852	858030
4	036853	858040

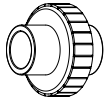
All Molded Flanges are rated at 150 psi at 73°F., non-shock. Standard 150 lb. bolting pattern.

CAUTION: When thermoplastic flanges are used with butterfly valves or other equipment, where a full face continuous support does not exist, a back-up ring or fiberglass reinforcement should be used to prevent cracking of the flange face.

XIRTEC PVC SCH. 80

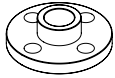
Dimension inches	PVC Sch 80 Product Code	Universal Number
------------------	-------------------------	------------------

Union Soc x Fpt (Viton® O-ring Seal)



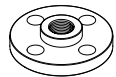
Dimension inches	PVC Sch 80 Product Code	Universal Number
1/2	036410	859005
3/4	036411	859007
1	036412	859010
1-1/4	036413	859012
1-1/2	036414	859015
2	036415	859020
3	236010	859030
4	236011	859040

One Piece Flange Soc



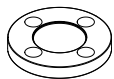
Dimension inches	PVC Sch 80 Product Code	Universal Number
1/2	036223	851005
3/4	036224	851007
1	036225	851010
1-1/4	036226	851012
1-1/2	036227	851015
2	036228	851020
2-1/2	036229	851025
3	036230	851030
4	036231	851040
5	036232	851050
6	036233	851060
8	036234	851080

One Piece Flange Fpt



Dimension inches	PVC Sch 80 Product Code	Universal Number
1/2	036240	852005
3/4	036241	852007
1	036242	852010
1-1/4	036243	852012
1-1/2	036244	852015
2	036245	852020
2-1/2	036246	852025
3	036247	852030
4	036248	852040
6	036249	852060

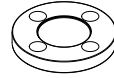
Blind Flange



Dimension inches	PVC Sch 80 Product Code	Universal Number
1/2	036250	853005
3/4	036251	853007
1	036252	853010
1-1/4	036253	853012
1-1/2	036254	853015
2	036255	853020
2-1/2	036256	853025
3	036257	853030
4	036258	853040
6	036259	853060
8	036260	853080

Dimension inches	PVC Sch 80 Product Code	Universal Number
------------------	-------------------------	------------------

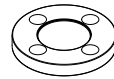
Fabricated Blind Flange - 50 psi



Dimension inches	PVC Sch 80 Product Code	Universal Number
10	109515	853100F
12	109516	853120F
14	109517	853140F
16	109518	853160F
18	109519	853180F
20	109520	853200F
24	109521	853240F

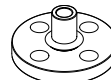
Note: Higher pressure rated large diameter fabricated blind flanges are available. Please consult with the factory for special prices.

Heavy Duty Vanstone Flange Spig w Fibre-Loc Ring



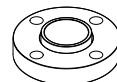
Dimension inches	PVC Sch 80 Product Code	Universal Number
3	036381	856030HD
4	036382	856040HD
6	036383	856060HD
8	036384	856080HD

Vanstone Flange Spig w PVC Ring



Dimension inches	PVC Sch 80 Product Code	Universal Number
1/2	036374	856005
3/4	036375	856007
1	036376	856010
1-1/4	036377	856012
1-1/2	036378	856015
2	036379	856020
2-1/2	036380	856025
3	036902	856030
4	036905	856040
6	036906	856060
8	036907	856080
10	036995	856110
12	036996	856120

Fabricated Vanstone Flange Sp w Steel Ring - 100 psi



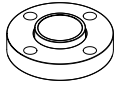
Dimension inches	PVC Sch 80 Product Code	Universal Number
14	109549	856140FS
16	109553	856160FS
18	109556	856180FS
20	109560	856200FS
24	109565	856240FS

All Molded Flanges are rated at 150 psi at 73°F., non-shock. Standard 150 lb. bolting pattern.

CAUTION: When thermoplastic flanges are used with butterfly valves or other equipment, where a full face continuous support does not exist, a back-up ring or fiberglass reinforcement should be used to prevent cracking of the flange face.

Dimension inches	PVC Sch 80 Product Code	Universal Number
------------------	-------------------------	------------------

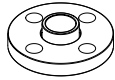
Heavy Duty Vanstone Flange Soc w Fibre-Loc Ring



1-1/2	036323	854015HD
2	036324	854020HD
3	036326	854030HD
4	036416	854040HD
6	036417	854060HD
8	036418	854080HD
10	036419	854100HD
12	036429	854120HD
* 14	036358	854140HD
* 16	036359	854160HD

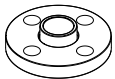
* 14" & 16" complete with coated metal rings.

Vanstone Flange Soc w PVC Ring



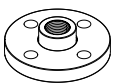
1/2	036344	854005
3/4	036345	854007
1	036346	854010
1-1/4	036347	854012
1-1/2	036348	854015
2	036349	854020
2-1/2	036350	854025
3	036351	854030
4	036352	854040
5	036353	854050
6	036354	854060
8	036355	854080
10	036356	854100
12	036357	854120

Fabricated Vanstone Flange Soc w Steel Ring - 100 psi



14	109547	854140FS
16	109551	854160FS
18	109554	854180FS
20	109558	854200FS
24	109562	854240FS

Vanstone Flange Fpt



1/2	036385	855005
3/4	036386	855007
1	036387	855010
1-1/4	036388	855012
1-1/2	036389	855015
2	036390	855020
2-1/2	036391	855025
3	036392	855030
4	036393	855040

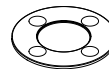
Dimension inches	PVC Sch 80 Product Code	Universal Number
------------------	-------------------------	------------------

Fabricated No-Leak/Waterstop Flange Spig x Spig



1/2	036331	851005WSF
3/4	036332	851007WSF
1	036923	851010WSF
1-1/4	036333	851012WSF
1-1/2	036334	851015WSF
2	036335	851020WSF
2-1/2	036336	851025WSF
3	036337	851030WSF
4	036338	851040WSF
6	036339	851060WSF
8	036340	851080WSF
10	036341	851100WSF
12	036342	851120WSF
14	036915	851140WSF
16	036343	851160WSF
18	036871	851180WSF

1/8" Flange Gasket Neoprene



1/2	036296	NEOGSK005
3/4	036297	NEOGSK007
1	036298	NEOGSK010
1-1/4	036299	NEOGSK012
1-1/2	036300	NEOGSK015
2	036301	NEOGSK020
2-1/2	036302	NEOGSK025
3	036303	NEOGSK030
4	036304	NEOGSK040
5	036305	NEOGSK050
6	036306	NEOGSK060
8	036307	NEOGSK080
10	036308	NEOGSK100
12	036309	NEOGSK120
14	036310	NEOGSK140
16	036311	NEOGSK160
18	036312	NEOGSK180
20	036313	NEOGSK200
24	036314	NEOGSK240

All Molded Flanges are rated at 150 psi at 73°F., non-shock. Standard 150 lb. bolting pattern.

CAUTION: When thermoplastic flanges are used with butterfly valves or other equipment, where a full face continuous support does not exist, a back-up ring or fiberglass reinforcement should be used to prevent cracking of the flange face.

XIRTEC PVC SCH. 80

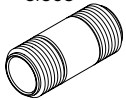
Dimension inches	PVC Sch 80 Product Code	Universal Number
------------------	-------------------------	------------------

Dimension inches	PVC Sch 80 Product Code	Universal Number
------------------	-------------------------	------------------

Nipples



close



standard

1/4" diameter

7/8 close	036434	880005
1-1/2	036445	880015
2	036456	880020
2-1/2	036457	880025
3	036458	880030
3 1/2	036459	880035
4	036460	880040
4-1/2	036461	880045
5	036462	880050
6	036463	880060
8	036464	880080
10	236012	880100
12	236013	880120

3/8" diameter

1 close	036435	881005
1-1/2	036446	881015
2	036466	881020
2-1/2	036467	881025
3	036468	881030
3-1/2	036469	881035
4	036470	881040
4-1/2	036471	881045
5	036472	881050
6	036473	881060
8	036474	881080

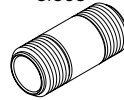
1/2" diameter

1-1/8 close	036436	882005
1-1/2	036447	882015
2	036475	882020
2-1/2	036476	882025
3	036477	882030
3-1/2	036478	882035
4	036479	882040
4-1/2	036480	882045
5	036481	882050
5-1/2	036482	882055
6	036483	882060
8	036484	882080
10	036485	882100
12	036486	882120

Nipples



close



standard

3/4" diameter

1-3/8 close	036437	883005
1-1/2	036448	883015
2	036490	883020
2-1/2	036491	883025
3	036492	883030
3-1/2	036493	883035
4	036494	883040
4-1/2	036495	883045
5	036496	883050
5-1/2	036497	883055
6	036498	883060
8	036500	883080
10	036501	883100
12	036502	883120

1" diameter

1-1/2 close	036438	884005
2	036449	884020
2-1/2	036504	884025
3	036505	884030
3-1/2	036506	884035
4	036507	884040
4-1/2	036508	884045
5	036509	884050
5-1/2	036510	884055
6	036511	884060
8	036512	884080
10	036514	884100
12	036515	884120

1-1/4" diameter

1-5/8 close	036439	885005
2	036450	885020
2-1/2	036516	885025
3	036517	885030
3-1/2	036518	885035
4	036519	885040
4-1/2	036520	885045
5	036521	885050
6	036522	885060
8	036523	885080
10	036524	885100
12	036525	885120

All Molded Flanges are rated at 150 psi at 73°F., non-shock. Standard 150 lb. bolting pattern.

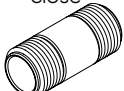
CAUTION: When thermoplastic flanges are used with butterfly valves or other equipment, where a full face continuous support does not exist, a back-up ring or fiberglass reinforcement should be used to prevent cracking of the flange face.

Dimension inches	PVC Sch 80 Product Code	Universal Number
------------------	-------------------------	------------------

Nipples



close



standard

1-1/2" diameter

Dimension inches	PVC Sch 80 Product Code	Universal Number
1-3/4 close	036440	886015
2	036451	886020
2-1/2	036526	886025
3	036527	886030
3-1/2	036528	886035
4	036529	886040
4-1/2	036530	886045
5	036531	886050
5-1/2	036532	886055
6	036533	886060
8	036534	886080
10	036535	886100
12	036536	886120

2" diameter

2 close	036441	887005
2-1/2	036452	887025
3	036539	887030
3-1/2	036540	887035
4	036541	887040
4-1/2	036542	887045
5	036543	887050
5-1/2	036544	887055
6	036545	887060
8	036546	887080
10	036547	887100
12	036548	887120

2-1/2" diameter

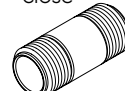
2-1/2 close	036442	888005
3	036549	888030
4	036550	888040
5	036272	888050
6	036551	888060
8	036552	888080
10	036276	888100
12	036553	888120

Dimension inches	PVC Sch 80 Product Code	Universal Number
------------------	-------------------------	------------------

Nipples



close



standard

3" diameter

2-5/8 close	036443	889005
3	036554	889030
4	036555	889040
5	036556	889050
6	036557	889060
8	036558	889080
10	036559	889100
12	036560	889120

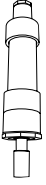
4" diameter

2-7/8 close	036444	890005
4	036562	890040
5	036563	890050
6	036564	890060
8	036565	890080
10	036566	890100
12	036567	890120

XIRTEC PVC SCH. 80

Dimension inches	PVC Sch 80 Product Code	Universal Number
------------------	-------------------------	------------------

Expansion Joint 6" Travel EPDM



1/2	136115	826005X6E
3/4	136117	826007X6E
1	136119	826010X6E
1-1/2	136121	826015X6E
2	136123	826020X6E
3	136125	826030X6E
4	136127	826040X6E

Expansion Joint 6" Travel FPM



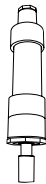
1/2	136101	826005X6
3/4	136103	826007X6
1	136105	826010X6
1-1/2	136107	826015X6
2	136109	826020X6
3	136111	826030X6
4	136113	826040X6

Expansion Joint 12" Travel EPDM



1/2	136116	826005X12E
3/4	136118	826007X12E
1	136120	826010X12E
1-1/2	136122	826015X12E
2	136124	826020X12E
3	136126	826030X12E
4	136128	826040X12E

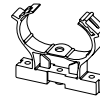
Expansion Joint 12" Travel FPM



1/2	136102	826005X12
3/4	136104	826009X12
1	136106	826010X12
1-1/2	136108	826015X12
2	136110	826020X12
3	136112	826030X12
4	136114	826040X12

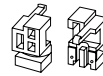
Dimension inches	PVC Sch 80 Product Code	Universal Number
------------------	-------------------------	------------------

Pipe Clamps



1/2	035180	CCS10
3/4	035181	CCS15
1	035182	CCS20
1-1/4	035183	CCS25
1-1/2	035184	CCS30
2	035185	CCS35

PVC Strut Base

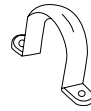


-	035186	PPC25
---	--------	-------

Note: Strut Bases are sold individually, two Strut Bases are required to create one Strut Base Unit.

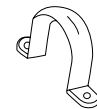
Example: If you require 10 complete Strut Base Units you must order 20 strut bases.

Pipe Straps 2 holes



1/2	036000	PS05
3/4	036001	PS07
1	036002	PS10
1-1/4	036003	PS12
1-1/2	036004	PS15
2	036005	PS20
2-1/2	236262	PS25
3	236263	PS30
4	236264	PS40

Pipe Straps PVC Coated Steel 2 holes



2-1/2	036006	PSC25
3	036007	PSC30
3-1/2	036008	PSC35
4	036009	PSC40
5	036010	PSC50
6	036011	PSC60

Complete Thermoplastic **Pipe, Valves and Fittings** Solutions

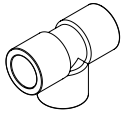
- Process Piping Systems
- Thermoplastic Valves
- Custom Guard Double Containment Systems
- Compressed Air Systems



XIRTEC PVC FABRICATED SCH. 80 LOW PRESSURE

Dimension inches	Sch 80 LP Product Code	Universal Number
------------------	------------------------	------------------

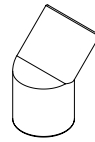
Fabricated Tee Soc x Soc x Soc



10	036407	801100FLP
12	036430	801120FLP
14	036431	801140FLP
16	036432	801160FLP
18	139013	801180FLP
20	139014	801200FLP
24	139015	801240FLP

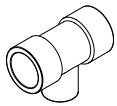
Dimension inches	Sch 80 LP Product Code	Universal Number
------------------	------------------------	------------------

Fabricated 45° Elbow Soc x Soc



10	036880	817100FLP
12	036881	817120FLP
14	036882	817140FLP
16	036885	817160FLP
18	139007	817180FLP
20	139008	817200FLP
24	139009	817240FLP

Fabricated Reducing Tee Soc x Soc x Soc



8 x 8 x 4	036433	801582FLP
10 x 10 x 6	036465	801626FLP
10 x 10 x 8	036594	801628FLP
12 x 12 x 6	036012	801666FLP
12 x 12 x 8	036755	801668FLP
12 x 12 x 10	036756	801670FLP
14 x 14 x 10	036757	801700FLP
14 x 14 x 12	036806	801702FLP
16 x 16 x 10	139016	801760FLP
16 x 16 x 12	036811	801762FLP
16 x 16 x 14	036831	801764FLP
18 x 18 x 10	139017	801790FLP
18 x 18 x 12	139018	801792FLP
18 x 18 x 14	139020	801794FLP
18 x 18 x 16	139021	801786FLP
20 x 20 x 10	139022	801820FLP
20 x 20 x 12	139023	801822FLP
20 x 20 x 14	139024	801824FLP
20 x 20 x 16	139025	801826FLP
20 x 20 x 18	139026	801828FLP
24 x 24 x 10	139027	801910FLP
24 x 24 x 12	139028	801912FLP
24 x 24 x 14	139000	801914FLP
24 x 24 x 16	139001	801916FLP
24 x 24 x 18	139002	801918FLP
24 x 24 x 20	139003	801920FLP

Fabricated 22-1/2° Elbow Soc x Soc



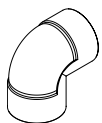
10	036890	816100FLP
----	--------	-----------

Fabricated Coupling Soc x Soc



10	036101	829100FLP
12	036102	829120FLP
14	036103	829140FLP
16	036889	829160FLP
18	236045	829180FLP
20	236046	829200FLP
24	236047	829240FLP

Fabricated 90° Elbow Soc x Soc



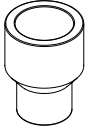
10	036860	806100FLP
12	036877	806120FLP
14	036878	806140FLP
16	036879	806160FLP
18	139004	806180FLP
20	139005	806200FLP
24	139006	806240FLP

10" to 12" - 130 psi; 14" to 24" - 100 psi

Dimension inches	Sch 80 LP Product Code	Universal Number
---------------------	---------------------------	---------------------

Dimension inches	Sch 80 LP Product Code	Universal Number
---------------------	---------------------------	---------------------

Fabricated Reducer Coupling Soc x Soc



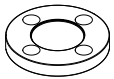
8 x 4	136167	829582FLP
10 x 4	136168	829624FLP
10 x 6	136169	829626FLP
10 x 8	136170	829628FLP
12 x 6	136171	829666FLP
12 x 8	136172	829668FLP
12 x 10	136173	829670FLP
14 x 8	136174	829698FLP
14 x 10	136175	829700FLP
14 x 12	136176	829702FLP
16 x 10	136177	829760FLP
16 x 12	136178	829762FLP
16 x 14	136179	829764FLP
18 x 10	139010	829790FLP
18 x 12	139011	829792FLP
18 x 14	139012	829794FLP
18 x 16	139029	829796FLP
20 x 10	139030	829820FLP
20 x 12	139031	829822FLP
20 x 14	139032	829824FLP
20 x 16	139033	829826FLP
20 x 18	139034	829828FLP
24 x 10	139035	829910FLP
24 x 12	139036	829912FLP
24 x 14	139037	829914FLP
24 x 16	139038	829916FLP
24 x 18	139039	829918FLP
24 x 20	139040	829920FLP

Fabricated Cap



10	036891	847100FLP
12	036892	847120FLP
14	036893	847140FLP
16	036894	847160FLP
18	139041	847180FLP
20	139042	847200FLP
24	139043	847240FLP

Fabricated Blind Flange - 50 psi



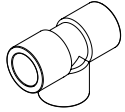
14	139048	853140FLP
16	139045	853160FLP
18	139044	853180FLP
20	139046	853200FLP
24	139047	853240FLP

10" to 12" - 130 psi; 14" to 24" - 100 psi

XIRTEC CPVC SCH. 80

Dimension inches	CPVC Sch 80 Product Code	Universal Number
------------------	--------------------------	------------------

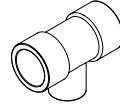
Tee Soc x Soc x Soc



Dimension inches	CPVC Sch 80 Product Code	Universal Number
1/4	059479	9801002
3/8	059480	9801003
1/2	059481	9801005
3/4	059482	9801007
1	059483	9801010
1-1/4	059484	9801012
1-1/2	059485	9801015
2	059486	9801020
2-1/2	059487	9801025
3	059488	9801030
4	059489	9801040
6	059490	9801060
8	059491	9801080
10	059062	9801100
12	059084	9801120

Dimension inches	CPVC Sch 80 Product Code	Universal Number
------------------	--------------------------	------------------

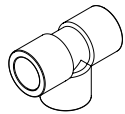
Reducing Tee Soc x Soc x Soc



Dimension inches	CPVC Sch 80 Product Code	Universal Number
3/4 x 3/4 x 1/2	059492	9801101
1 x 1 x 1/2	059493	9801130
1 x 1 x 3/4	059494	9801131
1-1/4 x 1 x 1	059601	9801158
1-1/4 x 1	059602	9801168
1-1/4 x 1 x 1-1/4	059495	9801159
1-1/2 x 1-1/4 x 1	059603	9801202
1-1/2 x 1-1/2 x 3/4	059496	9801210
1-1/2 x 1-1/2 x 1	059497	9801211
2 x 2 x 1/2	059498	9801247
2 x 2 x 3/4	059499	9801248
2 x 2 x 1	059500	9801249
2 x 2 x 1-1/2	059501	9801251
2-1/2 x 1	059604	9801289
2-1/2 x 1-1/4	059605	9801290
2-1/2 x 2-1/2 x 1-1/2	059606	9801291
2-1/2 x 2	059607	9801292
3 x 3 x 2	059502	9801338
3 x 2-1/2	059608	9801339
4 x 4 x 2	059504	9801420
4 x 4 x 3	059505	9801422
6 x 6 x 3	059609	9801530
6 x 6 x 4	059506	9801532
8 x 8 x 6	059567	9801585
* 10 x 4	059594	9801624
* 10 x 6	059610	9801626F
* 10 x 8	059595	9801628F
* 12 x 4	059596	9801664F
* 12 x 6	059597	9801666F
* 12 x 8	059611	9801668F
* 12 x 10	059598	9801670F

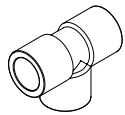
* Bushed

Fabricated Tee Soc x Soc x Soc



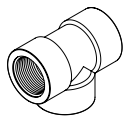
Dimension inches	CPVC Sch 80 Product Code	Universal Number
14	108891	9801140F
16	108892	9801160F
18	108000	9801180F
20	108001	9801200F
24	108002	9801240F

Tee Soc x Soc x Fpt



Dimension inches	CPVC Sch 80 Product Code	Universal Number
1/2	059942	9802005
3/4	059943	9802007
1	059518	9802010
2	059089	9802020

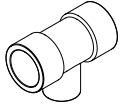
Tee Fpt x Fpt x Fpt



Dimension inches	CPVC Sch 80 Product Code	Universal Number
1/4	059507	9805002
3/8	059508	9805003
1/2	059509	9805005
3/4	059510	9805007
1	059511	9805010
1-1/4	059512	9805012
1-1/2	059513	9805015
2	059514	9805020
2-1/2	059515	9805025
3	059516	9805030
4	059517	9805040

Dimension inches CPVC Sch 80 Product Code Universal Number

Fabricated Reducing Tee Soc x Soc x Soc



Dimension inches	CPVC Sch 80 Product Code	Universal Number
10 x 2	108893	9801621F
10 x 3	108894	9801623F
10 x 4	108895	9801624F
10 x 6	108896	9801626F
10 x 8	108897	9801628F
12 x 2	108898	9801661F
12 x 3	108899	9801663F
12 x 4	108900	9801664F
12 x 6	108901	9801666F
12 x 8	108902	9801668F
12 x 10	108194	9801670F
14 x 2	108903	9801691F
14 x 3	108003	9801693F
14 x 4	108004	9801694F
14 x 6	108904	9801696F
14 x 8	108905	9801698F
14 x 10	108906	9801700F
14 x 12	108005	9801702F
16 x 2	108907	9801751F
16 x 3	108006	9801753F
16 x 4	108908	9801754F
16 x 6	108007	9801756F
16 x 8	108909	9801758F
16 x 10	108910	9801760F
16 x 12	108911	9801762F
16 x 14	108008	9801764F
18 x 4	108009	9801784F
18 x 6	108010	9801786F
18 x 8	108011	9801788F
18 x 10	108012	9801790F
18 x 12	108013	9801792F
18 x 14	108014	9801794F
18 x 16	108015	9801796F
20 x 4	108016	9801814F
20 x 6	108017	9801816F
20 x 8	108018	9801818F
20 x 10	108019	9801820F
20 x 12	108912	9801822F
20 x 14	108020	9801824F
20 x 16	108021	9801826F
20 x 18	108022	9801828F
24 x 4	108023	9801904F
24 x 6	108024	9801906F
24 x 8	108025	9801908F
24 x 10	108026	9801910F
24 x 12	108027	9801912F
24 x 14	108028	9801914F
24 x 16	108029	9801916F
24 x 18	108030	9801918F
24 x 20	108031	9801920F

Dimension inches CPVC Sch 80 Product Code Universal Number

90° Elbow Soc x Soc



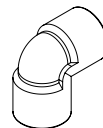
Dimension inches	CPVC Sch 80 Product Code	Universal Number
1/4	059192	9806002
3/8	059193	9806003
1/2	059194	9806005
3/4	059195	9806007
1	059196	9806010
1-1/4	059197	9806012
1-1/2	059198	9806015
2	059199	9806020
2-1/2	059200	9806025
3	059201	9806030
4	059202	9806040
6	059203	9806060
8	059204	9806080
10	059085	9806100
12	059086	9806120

Fabricated 90° Elbow Soc x Soc



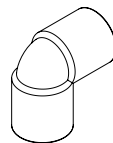
Dimension inches	CPVC Sch 80 Product Code	Universal Number
10	108922	9806100F
12	108923	9806120F
14	108924	9806140F
16	108925	9806160F
18	108032	9806180F
20	108926	9806200F
24	108033	9806240F

90° Elbow Fpt x Fpt



Dimension inches	CPVC Sch 80 Product Code	Universal Number
1/4	059206	9808002
3/8	059207	9808003
1/2	059208	9808005
3/4	059209	9808007
1	059210	9808010
1-1/4	059211	9808012
1-1/2	059212	9808015
2	059213	9808020
2-1/2	059214	9808025
3	059215	9808030
4	059216	9808040

90° Elbow Soc x Fpt

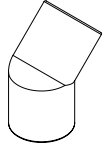


Dimension inches	CPVC Sch 80 Product Code	Universal Number
1/4	059612	9807002
1/2	059187	9807005
3/4	059941	9807007
1	059188	9807010
1-1/4	059189	9807012
1-1/2	059190	9807015
2	059191	9807020

XIRTEC CPVC SCH. 80

Dimension inches	CPVC Sch 80 Product Code	Universal Number
------------------	--------------------------	------------------

45° Elbow Soc x Soc



Dimension inches	CPVC Sch 80 Product Code	Universal Number
1/4	059162	9817002
3/8	059163	9817003
1/2	059164	9817005
3/4	059165	9817007
1	059166	9817010
1-1/4	059167	9817012
1-1/2	059168	9817015
2	059169	9817020
2-1/2	059170	9817025
3	059171	9817030
4	059172	9817040
6	059173	9817060
8	059174	9817080
10	059087	9817100
12	059088	9817120

Dimension inches	CPVC Sch 80 Product Code	Universal Number
------------------	--------------------------	------------------

22-1/2° Elbow Soc x Soc



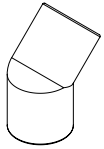
Dimension inches	CPVC Sch 80 Product Code	Universal Number
2	059614	9816020
3	059615	9816030
4	059616	9816040

Fabricated 22-1/2° Elbow Soc x Soc



Dimension inches	CPVC Sch 80 Product Code	Universal Number
6	108035	9816060F
8	108036	9816080F
10	108913	9816100F
12	108037	9816120F
14	108914	9816140F
16	108038	9816160F
18	108039	9816180F
20	108040	9816200F
24	108041	9816240F

Fabricated 45° Elbow Soc x Soc



Dimension inches	CPVC Sch 80 Product Code	Universal Number
10	9817100F	108916
12	9817120F	108917
14	9817140F	108918
16	9817160F	108919
18	9817180F	108034
20	9817200F	108920
24	9817240F	108921

11-1/4° Elbow Soc x Soc



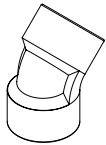
Dimension inches	CPVC Sch 80 Product Code	Universal Number
2	059617	9811020
3	059618	9811030
4	059619	9811040

Fabricated 11-1/4° Elbow Soc x Soc



Dimension inches	CPVC Sch 80 Product Code	Universal Number
6	108042	9811060F
8	108043	9811080F
10	108044	9811100F
12	108045	9811120F
14	108046	9811140F
16	108047	9811160F
18	108048	9811180F
20	108049	9811200F
24	108050	9811240F

45° Elbow Fpt x Fpt



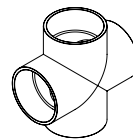
Dimension inches	CPVC Sch 80 Product Code	Universal Number
1/4	059176	9819002
3/8	059177	9819003
1/2	059178	9819005
3/4	059179	9819007
1	059180	9819010
1-1/4	059181	9819012
1-1/2	059182	9819015
2	059183	9819020
2-1/2	059184	9819025
4	059186	9819040

30° Elbow Soc x Soc



Dimension inches	CPVC Sch 80 Product Code	Universal Number
6	059022	9815060

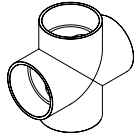
Cross Soc x Soc x Soc x Soc



Dimension inches	CPVC Sch 80 Product Code	Universal Number
1/4	059620	9820002
3/4	059155	9820007
1	059156	9820010
1-1/4	059157	9820012
1-1/2	059158	9820015
2	059159	9820020
2-1/2	059018	9820025
3	059160	9820030
4	059161	9820040

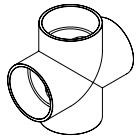
Dimension inches	CPVC Sch 80 Product Code	Universal Number
------------------	--------------------------	------------------

Fabricated Cross Soc x Soc x Soc x Soc



Dimension inches	CPVC Sch 80 Product Code	Universal Number
6	108051	9820060F
8	108052	9820080F
10	108053	9820100F
12	108054	9820120F
14	108055	9820140F
16	108056	9820160F
18	108057	9820180F

Fabricated Reducer Cross Soc x Soc



Dimension inches	CPVC Sch 80 Product Code	Universal Number
6 x 4	108058	9820532F
8 x 4	108059	9820582F
8 x 6	108060	9820585F
10 x 4	108061	9820624F
10 x 6	108064	9820626F
10 x 8	108062	9820628F
12 x 4	108063	9820664F
12 x 6	108065	9820666F
12 x 8	108066	9820668F
12 x 10	108067	9820670F
14 x 4	108068	9820694F
14 x 6	108069	9820696F
14 x 8	108070	9820698F
14 x 10	108071	9820700F
14 x 12	108072	9820702F
16 x 4	108073	9820754F
16 x 6	108074	9820756F
16 x 8	108075	9820758F
16 x 10	108076	9820760F
16 x 12	108077	9820762F
16 x 14	108078	9820764F
18 x 4	108079	9820784F
18 x 6	108080	9820786F
18 x 8	108081	9820788F
18 x 10	108082	9820790F
18 x 12	108083	9820792F
18 x 14	108084	9820794F
18 x 16	108085	9820796F

Dimension inches	CPVC Sch 80 Product Code	Universal Number
------------------	--------------------------	------------------

Coupling Soc x Soc



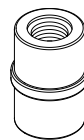
Dimension inches	CPVC Sch 80 Product Code	Universal Number
1/4	059130	9829002
3/8	059131	9829003
1/2	059132	9829005
3/4	059133	9829007
1	059134	9829010
1-1/4	059135	9829012
1-1/2	059136	9829015
2	059137	9829020
2-1/2	059138	9829025
3	059139	9829030
4	059140	9829040
6	059141	9829060
8	059142	9829080

Fabricated Coupling Soc x Soc



Dimension inches	CPVC Sch 80 Product Code	Universal Number
10	059033	9829100F
12	059043	9829120F
14	059060	9829140F
16	059090	9829160F
18	108938	9829180F
20	108939	9829200F
24	108940	9829240F

Coupling Fpt x Fpt



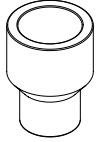
Dimension inches	CPVC Sch 80 Product Code	Universal Number
1/4	059143	9830002
3/8	059144	9830003
1/2	059145	9830005
3/4	059146	9830007
1	059147	9830010
1-1/4	059148	9830012
1-1/2	059149	9830015
2	059150	9830020
2-1/2	059151	9830025
3	059152	9830030
4	059153	9830040

XIRTEC CPVC SCH. 80

Dimension inches	CPVC Sch 80 Product Code	Universal Number
------------------	--------------------------	------------------

Dimension inches	CPVC Sch 80 Product Code	Universal Number
------------------	--------------------------	------------------

Reducer Coupling Soc x Soc

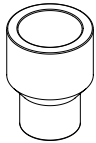


3/4 x 1/2	059460	9829101
1 x 1/2	059461	9829130
1 x 3/4	059462	9829131
1-1/4 x 1/2	059621	9829166
1-1/4 x 3/4	059622	9829167
1-1/4 x 1	059463	9829168
1-1/2 x 1/2	059623	9829209
1-1/2 x 3/4	059464	9829210
1-1/2 x 1	059465	9829211
1-1/2 x 1-1/4	059466	9829212
2 x 3/4	059624	9829248
2 x 1	059467	9829249
2 x 1-1/4	059625	9829250
2 x 1-1/2	059458	9829251
2-1/2 x 2	059626	9829292
3 x 2	059470	9829338
4 x 2	059459	9829420
4 x 3	059472	9829422
6 x 4	059471	9829532
8 x 6	059473	9829585

Eccentric Coupling Soc x Soc

6 x 4	108102	9829532FE
8 x 4	108103	9829582FE
8 x 6	108105	9829585FE
10 x 4	108104	9829624FE
10 x 6	108106	9829626FE
10 x 8	108107	9829628FE
12 x 4	108108	9829664FE
12 x 6	108109	9829666FE
12 x 8	108957	9829668FE
12 x 10	108110	9829670FE
14 x 6	108111	9829696FE
14 x 8	108112	9829698FE
14 x 10	108113	9829700FE
14 x 12	108114	9829702FE
16 x 8	108115	9829758FE
16 x 10	108116	9829760FE
16 x 12	108117	9829762FE
16 x 14	108118	9829764FE
18 x 10	108119	9829790FE
18 x 12	108120	9829792FE
18 x 14	108121	9829794FE
18 x 16	108122	9829796FE

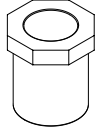
Fabricated Reducer Coupling Soc x Soc



10 x 4	108941	9829624F
10 x 6	108086	9829626F
10 x 8	108942	9829628F
12 x 8	108943	
12 x 10	108944	9829670F
14 x 8	108087	9829698F
14 x 10	108088	9829700F
14 x 12	108945	9829702F
16 x 8	108946	9829758F
16 x 10	108947	9829760F
16 x 12	108948	9829762F
16 x 14	108949	9829764F
18 x 10	108089	9829790F
18 x 12	108090	9829792F
18 x 14	108091	9829794F
18 x 16	108092	9829796F
20 x 12	108093	9829822F
20 x 14	108094	9829824F
20 x 16	108095	9829826F
20 x 18	108096	9829828F
24 x 12	108097	9829912F
24 x 14	108098	9829914F
24 x 16	108099	9829916F
24 x 18	108100	9829918F
24 x 20	108101	9829920F

Dimension inches	CPVC Sch 80 Product Code	Universal Number
---------------------	-----------------------------	---------------------

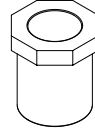
Reducer Bushing Spig x Soc



3/8 x 1/4	059627	9837052
1/2 x 1/4	059373	9837072
1/2 x 3/8	059374	9837073
3/4 x 1/2	059375	9837101
1 x 1/2	059376	9837130
1 x 3/4	059377	9837131
1-1/4 x 1/2	059378	9837166
1-1/4 x 3/4	059379	9837167
1-1/4 x 1	059380	9837168
1-1/2 x 1/2	059381	9837209
1-1/2 x 3/4	059382	9837210
1-1/2 x 1	059383	9837211
1-1/2 x 1-1/4	059384	9837212
2 x 1/2	059385	9837247
2 x 3/4	059386	9837248
2 x 1	059387	9837249
2 x 1-1/4	059388	9837250
2 x 1-1/2	059389	9837251
2-1/2 x 1-1/4	059628	9837290
2-1/2 x 1-1/2	059629	9837291
2-1/2 x 2	059392	9837292
3 x 1	059568	9837335
3 x 1-1/4	059630	9837336
3 x 1-1/2	059393	9837337
3 x 2	059394	9837338
3 x 2-1/2	059395	9837339
4 x 2	059396	9837420
4 x 3	059397	9837422
6 x 2	059398	9837528
6 x 3	059399	9837530
6 x 4	059400	9837532
8 x 6	059401	9837585
10 x 8	059036	9837628

Dimension inches	CPVC Sch 80 Product Code	Universal Number
---------------------	-----------------------------	---------------------

Fabricated Reducer Bushing Spig x Soc

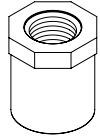


10 x 4	059591	9837624F
10 x 6	059631	9837626F
12 X 4	059592	9837664F
12 X 6	059593	9837666F
12 x 8	059632	9837668F
12 x 10	059633	9837670F
14 x 4	108123	9837394F
14 x 6	108951	9837396F
14 x 8	108124	9837398F
14 x 10	108952	9837700F
14 x 12	108125	9837702F
16 x 6	108126	9837756F
16 x 8	108127	9837758F
16 x 10	108953	9837760F
16 x 12	108954	9837762F
16 x 14	108955	9837764F
18 x 6	108128	837786CF
18 x 8	108129	837788CF
18 x 10	108130	837790CF
18 x 12	108131	837792CF
18 x 14	108132	837794CF
18 x 16	108133	837796CF

XIRTEC CPVC SCH. 80

Dimension inches	CPVC Sch 80 Product Code	Universal Number
------------------	--------------------------	------------------

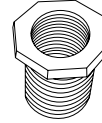
Reducer Bushing Spig x Fpt



3/8 x 1/4	059634	9838052
1/2 x 1/8	059635	9838071
1/2 x 1/4	059428	9838072
1/2 x 3/8	059429	9838073
3/4 x 1/4	059430	9838098
3/4 x 1/2	059431	9838101
1 x 3/8	059636	9838129
1 x 1/2	059432	9838130
1 x 3/4	059433	9838131
1-1/4 x 1/2	059434	9838166
1-1/4 x 3/4	059435	9838167
1-1/4 x 1	059436	9838168
1-1/2 x 1/2	059437	9838209
1-1/2 x 3/4	059438	9838210
1-1/2 x 1	059439	9838211
1-1/2 x 1-1/4	059440	9838212
2 x 1/2	059441	9838247
2 x 3/4	059442	9838248
2 x 1	059443	9838249
2 x 1-1/4	059444	9838250
2 x 1-1/2	059445	9838251
2-1/2 x 1/2	059637	9838287
2-1/2 x 3/4	059446	9838288
2-1/2 x 1	059447	9838289
2-1/2 x 1-1/4	059448	9838290
2-1/2 x 1-1/2	059449	9838291
2-1/2 x 2	059450	9838292
3 x 3/4	059638	9838334
3 x 1	059547	9838335
3 x 1-1/4	059639	9838336
3 x 1-1/2	059451	9838337
3 x 2	059452	9838338
3 x 2-1/2	059453	9838339
4 x 2	059454	9838420
4 x 2-1/2	059640	9838421
4 x 3	059455	9838422
6 x 3	059641	9838530
6 x 4	059456	9838532

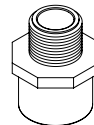
Dimension inches	CPVC Sch 80 Product Code	Universal Number
------------------	--------------------------	------------------

Reducer Bushing Mpt x Fpt



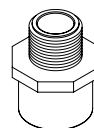
3/8 x 1/4	059402	9839052
1/2 x 1/4	059403	9839072
1/2 x 3/8	059404	9839073
3/4 x 1/4	059405	9839098
3/4 x 3/8	059406	9839099
3/4 x 1/2	059407	9839101
1 x 3/8	059642	9839129
1 x 1/4	059643	9839128
1 x 1/2	059408	9839130
1 x 3/4	059409	9839131
1-1/4 x 1/2	059410	9839166
1-1/4 x 3/4	059411	9839167
1-1/4 x 1	059412	9839168
1-1/2 x 1/2	059413	9839209
1-1/2 x 3/4	059414	9839210
1-1/2 x 1	059415	9839211
1-1/2 x 1-1/4	059416	9839212
2 x 1/2	059417	9839247
2 x 3/4	059418	9839248
2 x 1	059419	9839249
2 x 1-1/4	059420	9839250
2 x 1-1/2	059421	9839251
2-1/2 x 2	059422	9839292
3 x 1-1/2	059423	9839337
3 x 2	059424	9839338
3 x 2-1/2	059425	9839339
4 x 2	059426	9839420
4 x 3	059427	9839422

Male Adapter Soc x Mpt



1/2	059286	9836005
3/4	059287	9836007
1	059288	9836010
1-1/4	059289	9836012
1-1/2	059290	9836015
2	059291	9836020
2-1/2	059292	9836025
3	059293	9836030
4	059294	9836040

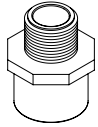
Fabricated Male Adapter Soc x Mpt



6	108932	9836060F
8	108134	9836080F
10	108934	9836100F
12	108135	9836120F

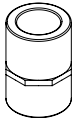
Dimension inches	CPVC Sch 80 Product Code	Universal Number
------------------	--------------------------	------------------

Fabricated Male Adapter Sp x Mpt



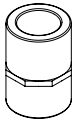
6	108136	9861060F
8	108137	9861080F
10	108138	9861100F
12	108139	9861120F

Female Adapter Soc x Fpt



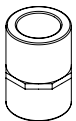
1/4	059217	9835002
3/8	059218	9835003
1/2	059219	9835005
3/4	059220	9835007
1	059221	9835010
1-1/4	059222	9835012
1-1/2	059223	9835015
2	059224	9835020
2-1/2	059225	9835025
3	059226	9835030
4	059227	9835040

Fabricated Female Adapter Soc x Fpt



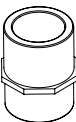
6	108931	9835060F
8	108933	9835080F
10	108140	9835100F
12	108141	9835120F

Fabricated Female Adapter Sp x Fpt



6	108142	9878060F
8	108143	9878080F
10	108144	9878100F
12	108145	9878120F

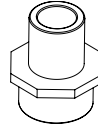
Female Adapter Soc x Fpt (SS reinforced)



1/2	059951	9835005SR
3/4	059952	9835007SR
1	059953	9835010SR
1-1/4	059954	9835012SR
1-1/2	059955	9835015SR
2	059956	9835020SR
2-1/2	059646	9835025SR
3	059957	9835030SR
4	059958	9835040SR

Dimension inches	CPVC Sch 80 Product Code	Universal Number
------------------	--------------------------	------------------

Female Adapter Spig x Fpt (SS reinforced)



1/2	059945	9878005SR
3/4	059946	9878007SR
1	059947	9878010SR
1-1/4	059948	9878012SR
1-1/2	059949	9878015SR
2	059950	9878020SR
3	059647	9878030SR
4	059648	9878040SR

Cap Soc



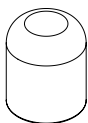
1/4	059107	9847002
3/8	059108	9847003
1/2	059109	9847005
3/4	059110	9847007
1	059111	9847010
1-1/4	059112	9847012
1-1/2	059113	9847015
2	059114	9847020
2-1/2	059115	9847025
3	059116	9847030
4	059117	9847040
6	059118	9847060
8	059029	9847080

Fabricated Cap Soc



10	108958	9847100F
12	108959	9847120F
14	108960	9847140F
16	108146	9847160F
18	108147	9847180F
20	108961	9847200F
24	108148	9847240F

Cap Fpt

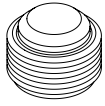


1/4	059119	9848002
3/8	059120	9848003
1/2	059121	9848005
3/4	059122	9848007
1	059123	9848010
1-1/4	059124	9848012
1-1/2	059125	9848015
2	059126	9848020
2-1/2	059127	9848025
3	059128	9848030
4	059129	9848040

XIRTEC CPVC SCH. 80

Dimension inches	CPVC Sch 80 Product Code	Universal Number
------------------	--------------------------	------------------

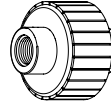
Plug Mpt



Dimension inches	CPVC Sch 80 Product Code	Universal Number
1/4	059361	9850002
3/8	059362	9850003
1/2	059363	9850005
3/4	059364	9850007
1	059365	9850010
1-1/4	059366	9850012
1-1/2	059367	9850015
2	059368	9850020
2-1/2	059369	9850025
3	059370	9850030
4	059371	9850040

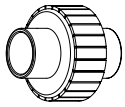
Dimension inches	CPVC Sch 80 Product Code	Universal Number
------------------	--------------------------	------------------

Union Fpt x Fpt (Viton® O-ring Seal)



Dimension inches	CPVC Sch 80 Product Code	Universal Number
1/4	059527	9858002
1/2	059529	9858005
3/4	059530	9858007
1	059531	9858010
1-1/4	059532	9858012
1-1/2	059533	9858015
2	059534	9858020
3	059535	9858030
4	059651	9858040

Union Soc x Soc (EPDM O-ring Seal)



Dimension inches	CPVC Sch 80 Product Code	Universal Number
1/2	059571	9897005
3/4	059572	9897007
1	059573	9897010
1-1/4	059574	9897012
1-1/2	059575	9897015
2	059576	9897020
3	059577	9897030
4	059649	9897040

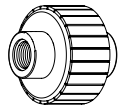
45° Wye Soc x Soc x Soc



Dimension inches	CPVC Sch 80 Product Code	Universal Number
1/2	059652	9875005
3/4	059653	9875007
1	059654	9875010
1-1/4	059655	9875012
1-1/2	059553	9875015
2	059536	9875020
3	059537	9875030
4	059538	9875040
6	059539	9875060
6 x 6 x 4	059541	9875532

1/2" - 2" Wye - 235 psi maximum internal pressure rating @ 73°F
 3" - 6 x 6 x 4" Wye - 150 psi maximum internal pressure rating @ 73°F

Union Fpt x Fpt (EPDM O-ring Seal)



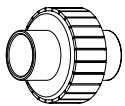
Dimension inches	CPVC Sch 80 Product Code	Universal Number
1/2	059584	9898005
3/4	059578	9898007
1	059579	9898010
1-1/4	059580	9898012
1-1/2	059581	9898015
2	059582	9898020
3	059583	9898030
4	059650	9898040

Fabricated 45° Wye Soc x Soc x Soc - 100 psi



Dimension inches	CPVC Sch 80 Product Code	Universal Number
8	108971	9875080F
10	108972	9875100F
12	108149	9875120F
14	108973	9875140F
16	108150	9875160F
18	108151	9875180F

Union Soc x Soc (Viton® O-ring Seal)



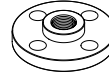
Dimension inches	CPVC Sch 80 Product Code	Universal Number
1/4	059519	9857002
1/2	059520	9857005
3/4	059521	9857007
1	059522	9857010
1-1/4	059523	9857012
1-1/2	059524	9857015
2	059525	9857020
3	059526	9857030
4	059550	9857040

Dimension inches	CPVC Sch 80 Product Code	Universal Number
------------------	--------------------------	------------------

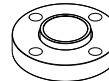
Fabricated Reducing Wye Soc x Soc x Soc – 100 psi		
8 x 4	108152	9875582F
8 x 6	108975	9875585F
10 x 4	108977	9875624F
10 x 6	108978	9875626F
10 x 8	108979	9875628F
12 x 4	108153	9875664F
12 x 6	108154	9875666F
12 x 8	108155	9875668F
12 x 10	108156	9875670F
14 x 4	108157	9875694F
14 x 6	108158	9875696F
14 x 8	108159	9875698F
14 x 10	108160	9875700F
14 x 12	108161	9875702F
16 x 4	108162	9875754F
16 x 6	108169	9875756F
16 x 8	108163	9875758F
16 x 10	108164	9875760F
16 x 12	108165	9875762F
16 x 14	108166	9875764F
18 x 4	108167	9875784F
18 x 6	108168	9875786F
18 x 8	108170	9875788F
18 x 10	108171	9875790F
18 x 12	108172	9875792F
18 x 14	108173	9875794F
18 x 16	108174	9875796F

Dimension inches	CPVC Sch 80 Product Code	Universal Number
------------------	--------------------------	------------------

One Piece Flange Fpt		
1/2	059240	9852005
3/4	059241	9852007
1	059242	9852010
1-1/4	059243	9852012
1-1/2	059244	9852015
2	059245	9852020
2-1/2	059246	9852025
3	059247	9852030
4	059248	9852040

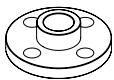


Heavy Duty Vanstone Flange Soc			
1/2	059262	9854005	
3/4	059263	9854007	
1	059264	9854010	
1-1/4	059265	9854012	
1-1/2	059266	9854015	
2	059267	9854020	
2-1/2	059268	9854025	
3	059269	9854030	
4	059270	9854040	
6	059271	9854060	
8	059272	9854080	
10	059273	9854100	
12	059569	9854120	
*	16	059360	9854160

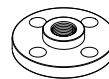


* Plastic coated steel ring only

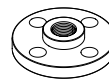
One Piece Flange Soc		
1/2	059228	9851005
3/4	059229	9851007
1	059230	9851010
1-1/4	059231	9851012
1-1/2	059232	9851015
2	059233	9851020
2-1/2	059234	9851025
3	059235	9851030
4	059236	9851040
6	059238	9851060
8	059239	9851080



Fabricated Vanstone Flange w Plastic Ring Soc - 100 psi		
14	108176	9854140FP
16	108177	9854160FP
18	108178	9854180FP
20	108179	9854200FP
24	108180	9854240FP



Fabricated Vanstone Flange w Plastic Ring Sp - 100 psi		
14	108189	9856140FP
16	108190	9856160FP
18	108191	9856180FP
20	108192	9856200FP
24	108193	9856240FP



All Molded Flanges are rated at 150 psi at 73°F., non-shock. Standard 150 lb. bolting pattern.

CAUTION: When thermoplastic flanges are used with butterfly valves or other equipment, where a full face continuous support does not exist, a back-up ring or fiberglass reinforcement should be used to prevent cracking of the flange face.

XIRTEC CPVC SCH. 80

Dimension inches	CPVC Sch 80 Product Code	Universal Number
------------------	--------------------------	------------------

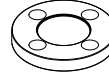
Dimension inches	CPVC Sch 80 Product Code	Universal Number
------------------	--------------------------	------------------

Fabricated Vanstone Flange w Steel Ring Soc - 100 psi



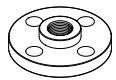
14	9854140FS	108967
16	9854160FS	108968
18	9854180FS	108175
20	9854200FS	108969
24	9854240FS	108970

Blind Flange



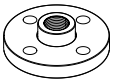
1/2	9853005	059250
3/4	9853007	059251
1	9853010	059252
1-1/4	9853012	059253
1-1/2	9853015	059254
2	9853020	059255
2-1/2	9853025	059256
3	9853030	059257
4	9853040	059258
6	9853060	059259
8	9853080	059260
10	9853100	059665
12	9853120	059666

Fabricated Vanstone Flange w Steel Ring Sp - 100 psi



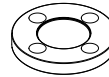
14	9856140FS	108184
16	9856160FS	108185
18	9856180FS	108186
20	9856200FS	108187
24	9856240FS	108188

Vanstone Flange Fpt



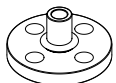
1/2	9855005	059656
1	9855010	059658
1-1/4	9855012	059284
1-1/2	9855015	059659
2	9855020	059660
2-1/2	9855025	059661
3	9855030	059285
4	9855040	059662

Fabricated Blind Flange - 50 psi



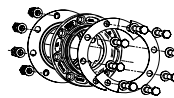
10	108963	9853100F
12	108964	9853120F
14	108965	9853140F
16	108181	9853160F
18	108182	9853180F
20	108183	9853200F
24	108966	9853240F

Vanstone Flange Spig



1/2	9856005	059274
3/4	9856007	059275
1	9856010	059276
1-1/4	9856012	059277
1-1/2	9856015	059278
2	9856020	059279
2-1/2	9856025	059280
3	9856030	059281
4	9856040	059282
6	9856060	059283
8	9856080	059570
10	9856100	059663
12	9856120	059664

Full Pressure Flange Kit



2-1/2	9851025FPKIT	059469
3	9851030FPKIT	059477
4	9851040FPKIT	059358
6	9851060FPKIT	059359

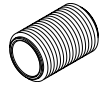
Note: Kit includes one (1) Xirtec CPVC socket flange—solid style. For detailed installation instructions of IPEX Xirtec CPVC FP Flange Kits, please refer to our Volume I: Vinyl Process Piping Systems Technical Manual.

All Molded Flanges are rated at 150 psi at 73°F., non-shock. Standard 150 lb. bolting pattern.

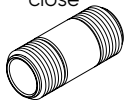
CAUTION: When thermoplastic flanges are used with butterfly valves or other equipment, where a full face continuous support does not exist, a back-up ring or fiberglass reinforcement should be used to prevent cracking of the flange face.

Dimension inches	CPVC Sch 80 Product Code	Universal Number
------------------	--------------------------	------------------

Nipples



close



standard

1/4" diameter

7/8 close	9880005	059296
1-1/2	9880015	059306
2	9880020	059316
3	9880030	059317
4	9880040	059318
5	9880050	059319
6	9880060	059320

3/8" diameter

1 close	9881005	059551
1-1/2	9881015	059307
2	9881020	059552
3	9881030	059939
4	9881040	059554

1/2" diameter

1-1/8 close	9882005	059297
1-1/2	9882015	059308
2	9882020	059322
3	9882030	059321
4	9882040	059324
5	9882050	059325
6	9882060	059326

3/4" diameter

1-3/8 close	9883005	059298
1-1/2	9883015	059309
2	9883020	059327
3	9883030	059328
4	9883040	059329
5	9883050	059331
6	9883060	059332

1" diameter

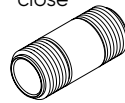
1-1/2 close	9884005	059299
2	9884020	059310
3	9884030	059333
4	9884040	059334
5	9884050	059335
6	9884060	059336

Dimension inches	CPVC Sch 80 Product Code	Universal Number
------------------	--------------------------	------------------

Nipples



close



standard

1-1/4" diameter

1-5/8 close	9885005	059300
2	9885020	059311
3	9885030	059338
4	9885040	059339
5	9885050	059340
6	9885060	059341

1-1/2" diameter

1-3/4 close	9886005	059301
2	9886020	059312
3	9886030	059342
4	9886040	059343
5	9886050	059344
6	9886060	059345

2" diameter

2 close	9887005	059302
2-1/2	9887025	059313
3	9887030	059346
4	9887040	059347
5	9887050	059348
6	9887060	059349

2-1/2" diameter

2-1/2 close	9888005	059303
6	9888060	059352

3" diameter

2-5/8 close	9889005	059304
3	9889030	059353
4	9889040	059354
5	9889050	059355
6	9889060	059356

4" diameter

2-7/8 close	9890005	059305
4	9890040	059314
5	9890050	059039
6	9890060	059357

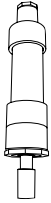
All Molded Flanges are rated at 150 psi at 73°F., non-shock. Standard 150 lb. bolting pattern.

CAUTION: When thermoplastic flanges are used with butterfly valves or other equipment, where a full face continuous support does not exist, a back-up ring or fiberglass reinforcement should be used to prevent cracking of the flange face.

XIRTEC CPVC SCH. 80

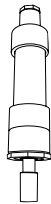
Dimension inches	CPVC Sch 80 Product Code	Universal Number
------------------	--------------------------	------------------

Expansion Joint 6" Travel EPDM



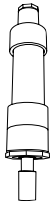
1/2	9826005X6E	059973
3/4	9826007X6E	059975
1	9826010X6E	059977
1-1/2	9826015X6E	059979
2	9826020X6E	059981
3	9826030X6E	059983
4	9826040X6E	059985

Expansion Joint 12" Travel EPDM



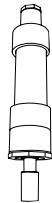
1/2	9826005X12E	059974
3/4	9826007X12E	059976
1	9826010X12E	059978
1-1/2	9826015X12E	059980
2	9826020X12E	059982
3	9826030X12E	059984
4	9826040X12E	059986

Expansion Joint 6" Travel FPM

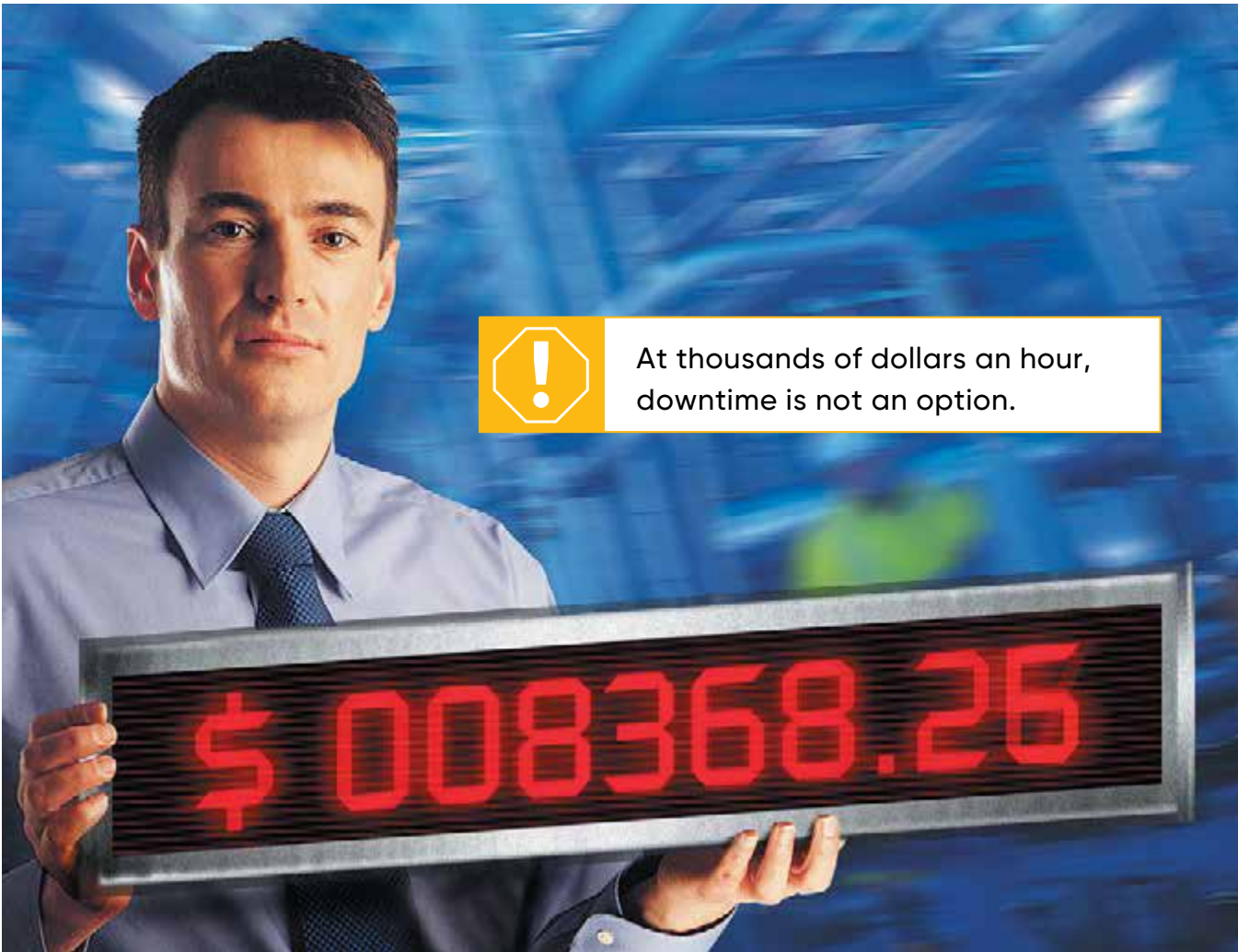


1/2	9826005X6	059959
3/4	9826007X6	059961
1	9826010X6	059963
1-1/2	9826015X6	059965
2	9826020X6	059967
3	9826030X6	059969
4	9826040X6	059971

Expansion Joint 12" Travel FPM



1/2	9826005X12	059960
3/4	9826009X12	059962
1	9826010X12	059964
1-1/2	9826015X12	059966
2	9826020X12	059968
3	9826030X12	059970
4	9826040X12	059972



At thousands of dollars an hour, downtime is not an option.

Choose an IPEX piping system and get an integrated total solution that's built and backed by one reliable source.

Uptime is critical to your bottom line. It's what you get from the enhanced corrosion resistance, mechanical strength and extended life of Xirtec® CPVC. Why not maximize your uptime by buying all your piping components from one manufacturer?

When you specify a Xirtec CPVC system from IPEX, you get the added benefits of a complete process piping solution that is engineered for total integration, and backed by comprehensive, coast-to-coast customer service and technical support – all from one reliable source.



You get Xirtec CPVC's outstanding resistance to photodegradation and creep stress, along with its immunity to oxidation at elevated operating temperatures up to 210°F, plus the superior consistency and reliability of an integrated solution from IPEX. It's an uptime package that's second to none.

For detailed information about our integrated Xirtec CPVC process piping systems, as well as other IPEX industrial products, including double containment and acid waste systems, call us.

HIGH PRESSURE CLEAR-GUARD CLEAR PVC PIPE

1/2" - 8"

Clear-Guard™

IPEX Clear-Guard™ Clear PVC pipe provides a cost-effective multipurpose solution for many different piping applications. The benefits of rigid Xirtec PVC piping are well documented including light weight, flexibility, durability and exceptional corrosion resistance. These benefits with the addition of clarity, are now available in our Clear-Guard Clear PVC pipe product. Our clarity provides 360° visibility for several applications including dual-containment, clean room and site glass applications.

With IPEX's new high pressure clear PVC pipe you can specify Schedule 40 clear pipe for applications where previously only Schedule 80 clear pipe would suffice. Our high pressure formulation, with a long-term hydrostatic design basis of 3,150 psi allows for better clarity and more versatility for various applications.

ADVANTAGES

- 1 Sizes range from 1/2" to 8" Schedule 40 pipe
- 2 Standard 10 foot lengths
- 3 20 foot lengths available by special order
- 4 Certified to NSF-61
- 5 3,150 psi HDB – tested in accordance with ASTM D2837
- 6 Pressure and Vacuum service

APPLICATIONS

- Clear-Guard Dual-Containment Systems
- Dual-Containment for High Purity Tubing
- Leak Detection Systems
- Agricultural & Aquacultural Applications
- Chemical Processing/Blending
- Healthcare/Hospital Use
- Laboratory Applications
- Environmental Applications
- Sight Gauge Assemblies
- Displays/Exhibits
- Food & Beverage Processing
- and more ...

STANDARDS



Clear-Guard™ Clear PVC pipe is designed for indoor applications where there is no significant exposure to ultraviolet sources or to direct sunlight.

COMPATIBILITY & PRESSURE RATING

IPEX Clear-Guard Clear PVC pipe is produced from a rigid, virgin Polyvinyl Chloride (PVC) compound with a Cell Classification of 15334 per ASTM D1784. This material also enables Clear-Guard Clear PVC piping to carry a maximum service temperature of 140°F when appropriate temperature/pressure de-rating factors are applied.

As with our Xirtec PVC piping system our pressure ratings are dependent on the pipe diameter and the operating temperature of the system. As temperatures increase, the pressure rating of the system decreases. Refer to the table for de-rating factors on our Clear-Guard pressure ratings.

This material is compatible with Xirtec PVC pipe, fittings and valves, and can be joined into existing PVC systems using the appropriate solvent cement joining process.

JOINING TECHNIQUES

IPEX Clear-Guard Clear PVC pipe is easily joined by the solvent cementing process, providing a quick, strong, leak-tight seal for pressure applications.

To maintain the system's clarity, IPEX recommends the use of a clear, medium-bodied, fast-setting cement in conjunction with a clear primer for optimum joint integrity. As an added advantage due to the product's transparency, joint integrity is readily identified during the solvent cement joining process.

Details on proper solvent cementing techniques are available and must be reviewed for proper assembly and joint integrity.

Operating Temperature (°F)	Operating Pressure De-rating Factor
73	1.00
80	0.88
90	0.75
100	0.62
110	0.51
120	0.40
130	0.31
140	0.22



DID YOU KNOW?

Clear-Guard™ has a higher Pressure Rating when compared to the competition clear product

IPEX Clear-Guard PVC 3150 = HDB* @ 73°F Pressure Rating			
Size	Product Code	IPEX Sch 40 clear	Competition Sch 80 clear
1/2"	22003	480	400
3/4"	22009	390	333
1"	22014	360	286
1-1/4"	22026	290	250
1-1/2"	22031	260	222
2"	22036	220	200
3"	22045	210	182
4"	22053	180	167
6"	22057	140	133
8"	22198	120	125

* HDB = Hydrostatic Design Basis – the established stress value for a compound at a specific temperature

enpure™

Enpure® proves itself as the superior high purity system manufacturing industries and research facilities are increasingly requiring high purity water systems that will meet the stringent requirements of their operations. Whether the application is for ultra pure water or for transporting chemically pure agents of foodstuffs, water purification technologies such as distillation, de-ionization, reverse osmosis and filtration eliminate a variety of impurities such as bacteria, particulates and both organic and inorganic contaminants.

The purity of a system depends on the leach ability of the material and joining method used to assemble the system.

Traditional materials used for handling high purity water have been metal and glass piping. The issue is that metals can exhibit problems with trace metal contamination; and elements such as sodium, boron, silica, lead and arsenic can be leached out of glass piping.

Over the past twenty years, advances in thermoplastic technology have enabled the effective use of plastics for high-purity water distribution systems, even in aggressive ultra high purity applications.

APPLICATIONS

- Food processing
- Laboratories
- Hospitals
- Universities
- Research facilities
- Biotechnology
- Chemical manufacturing
- Photographic chemical processing
- Effluent treatment plants
- Water treatment plants
- Pharmaceutical manufacturing

STANDARDS



FDA Code of Federal Regulations
CFR Title 21-177.1520 2002

i DID YOU KNOW?

Enpure is manufactured from special high purity natural polypropylene materials. No regrind material or pigment is used in the production of pipe or fittings. Using virgin un-pigmented material ensures purity. To avoid contamination during manufacturing, the pipe is capped and boxed immediately after production. Enpure is a low-cost solution with a high resistance to chemicals, corrosion, and abrasion. It also has improved flow characteristics compared to traditional purity systems.



ADVANTAGES

- ① **Virgin Material**
Enpure is manufactured from special high purity virgin polypropylene materials. No regrind material is used in the manufacturing process, thereby avoiding contamination by colorants or other materials and potential loss of physical properties due to the incorporation of heat stressed materials.
- ② **Abrasion Resistance**
The inherent abrasion resistance of natural PP allows substantial increases in life expectancy compared to other materials. In many applications, natural polypropylene out-performs other materials such as metals.
- ③ **Improved Flow**
IPEX piping is smooth and has a substantially lower roughness factor than metal and other materials, and since thermoplastics do not rust, pit, scale or corrode, the interior walls remain smooth in virtually any service.
- ④ **Biological Resistance**
Enpure natural PP piping is resistant to fungi and bacterial growth. The smoothness of the interior walls inhibits bacterial growth by eliminating sites where bacteria can adhere.
- ⑤ **Chemical Resistance**
Enpure natural PP offers a complete high purity system including pipe, fittings and valves with outstanding resistance to most organic and inorganic chemicals in common use. It is potentially vulnerable to strong oxidizing acids, certain organic solvents and chlorinated hydrocarbons.
- ⑥ **Corrosion Resistance**
Our thermoplastic materials are immune to damage from naturally corrosive soil conditions as well as electrochemical or galvanic corrosion. These non-corroding properties extend service life and lower maintenance costs even in below-grade applications
- ⑦ **Extended Life**
Once properly selected for the application and correctly installed, Enpure products provide years of maintenance free service.
- ⑧ **Lower Costs**
IPEX Enpure natural PP has lower material and installation costs than other comparable materials such as stainless steel or PVDF.
- ⑨ **Service Temperature**
IPEX Enpure line of pipe, fittings and valves are designed to meet the highest purity standards. It is because of this that there are no additives in the virgin polypropylene material. Additives such as antioxidants and UV stabilizers help thermoplastic materials with oxidation resistance. Since Enpure does not contain these additives, it is pressure rated at 73°F (23°C) and will experience lower pressure capabilities and a shortened service life if operated at elevated temperatures.
- ⑩ **Standards and Approvals**
IPEX manufactures the widest range of thermoplastic piping systems available. All products are produced to the strictest internal quality control specifications and meet or exceed applicable regulatory standards.

VALVE SELECTION

As is the case with other thermoplastic components in a processing system, a valve must be selected based on the characteristics of the fluid medium, the system's operating parameters, and its intended function for a particular application. Certain valve types are more suitable than others for on/off service, throttling or modulating, automation, back flow prevention, etc. The following table summarizes the valves offered as part of the Enpure system.

Some other considerations that may be important when selecting a valve include: physical space requirements or constraints, connection style, manual or remote operation, as well as position indication or feedback.

AUTOMATED VALVES

IPEX can provide quarter turn pneumatic or electric actuators and mounting assemblies for Enpure ball valves. Pneumatic actuator bonnets are also available for Enpure diaphragm valves. A wide selection of accessories such as pilot solenoid valves, position indicators, and microswitches, allow various control and feedback options. Please refer to the Thermoplastic Valves and Quarter Turn Automation literature or contact IPEX for further details regarding availability.

ENPURE NATURAL PP VALVES

Valve Type	Sizes	Materials	Connections/ Style	Pressure Rating (psi) at 73°F
VKD Series Ball Valves	1/2 - 3	Natural PP	Socket, Flange	150
DK Series Diaphragm Valves	1/2 - 2	Natural PP	Socket, Flange	150
SR Series Ball Check Valves	1/2 - 2	Natural PP	Socket, Flange	150

SHORT FORM SPECIFICATIONS

SCOPE

All high-purity water piping as shown on drawings shall be socket-fused, virgin natural polypropylene (containing no regrind material) as manufactured by IPEX. The complete system of piping, valves, fittings, faucets, pipe supports and fusion equipment shall be supplied and warranted by a single manufacturer.

DIMENSIONS

Physical dimensions of Enpure PP pipe and fittings shall meet or exceed Schedule 40 and Schedule 80 requirements.

PIPING

Piping shall be manufactured in 10' or 20' (3 m or 6.1 m) lengths to Schedule 40 and Schedule 80 dimensions from virgin, unpigmented, Type 2 high-impact copolymer polypropylene conforming to ASTM D 4101, using no antioxidants or plasticizers. Piping shall be capped at each end and boxed for protection and cleanliness at the point of manufacturing.



FITTINGS

Fittings shall be manufactured from virgin, unpigmented, Type 2 high-impact copolymer polypropylene conforming to ASTM D 4101, using no antioxidants or plasticizers. Fittings shall be designed for socket fusion utilizing IPEX socket fusion tools and shall have a working design pressure of 150 psi at 73°F (1,000 kPa @ 23°C). All fittings shall be packaged in polybags at the point of manufacturing to preserve fitting cleanliness.



FAUCETS

All metal faucets shall be polyester powered lacquer coated and have non-pigmented polypropylene wetted parts. Faucets shall be recirculating-style to ensure the elimination of static water pockets and shall be rated at 150 psi @ 73°F (1,000 kPa @ 23°C). All faucets shall be fully compatible with all other natural polypropylene piping components in terms of dimensions, quality and purity.

VALVES

All valves shall be manufactured from virgin, unpigmented type 1 Homopolymer polypropylene conforming to ASTM D 4101, using no antioxidants or plasticizers that could compromise water quality. Valves shall be designed for socket fusion utilizing IPEX socket fusion tools and shall have a working design pressure of 150 psi @ 73°F (1,000 kPa @ 23°C).



- All ball valves shall be double-blocking type with o-ring cushions under the PTFE seats, in-line micro adjustment capability and incorporate a spanner wrench in the handle.
- All diaphragm valves shall be weir-style featuring smooth (non-drilled) GRF bonnets with integrated fasteners (for cleanliness) and rising position indicator.
- All valves with EPDM diaphragms shall feature concentric ridges on valve body and smooth diaphragms.
- All valves with PTFE diaphragm shall feature machined (smooth) bodies and rigid PTFE diaphragms for positive seal and longer cycle life.
- All ball check valves shall be single union design with micro adjustable locking seat carrier.

SUPPORTS

All piping supports shall incorporate IPEX Cobra clips manufactured from U.V. stabilized polypropylene and designed to allow free axial pipe movement during expansion and contraction of a pipe system. Support spacings shall be to the manufacturer's recommendations for the design temperature of the system.

INSTALLATION

Installation shall be in accordance with the contract drawings, the manufacturer's recommendations and the local building codes. The entire system shall be installed stress-free and in proper alignment, with due allowance for expansion and contraction.

TESTING

The water-testing requirements on any complete piping system vary dramatically depending on the operating pressure, temperature, installation conditions, jointing method and the proposed service medium. If the testing is not determined by the engineer or governed by regulatory code, the manufacturer should be contacted.

Air or compressed gas shall never be used for pressure testing rigid thermoplastic piping systems.


JOINING METHODS


Joining methods should also be considered when reviewing sources of potential contamination. Not all joining methods are equal. Some joining methods can introduce contaminants into the system that are not introduced by the pipe material itself.


Below is a breakdown of the most common joining methods and their potential affects on purity. To ensure a contamination-free system, Enpure utilizes a socket fusion joining method.

Purity Level	Joining Methods	Description
•	Threaded Metal Joints	Threaded metal components may cause leaching of contained metals, local stagnation of fluid flow and may produce potential sites for bacterial growth when used with high purity water.
••	Soldered Metal Joints	Oxidation at welded, braised or soldered metal joints can cause contamination when exposed to the high purity water.
•••	Solvent Welded Joints	Solvent welded plastic joints, unless carefully made and cured, can contribute contamination to high purity water.
••••	Socket Fusion	Socket fusion is a simple process of melting and fusing components together resulting in a clean homogeneous joint. As no compounds are used in the process, sources of material contamination are eliminated. For these types of applications, socket fusion is the joining method of choice.


PRODUCT SELECTION CHART

	Dimension inches	Significant Number	Product Code
	1/2	U1002	546000
	3/4	U1003	546001
	1	U1004	546002
	1-1/4	U1005	546003
	1-1/2	U1006	546004
	2	U1007	546005
	3	U1008	546006
	4	U1009	546007

	Dimension inches	Significant Number	Product Code
	1/2	U1102	546008
	3/4	U1103	546009
	1	U1104	546010
	1-1/4	U1105	546011
	1-1/2	U1106	546012
	2	U1107	546013
	3	U1108	546014
	4	U1109	546015

	Dimension inches	Significant Number	Product Code
	1/2	U1002-20	546020
	3/4	U1003-20	546021
	1	U1004-20	546022
	1-1/4	U1005-20	546023
	1-1/2	U1006-20	546024
	2	U1007-20	546025
	3	U1008-20	546026
	4	U1009-20	546027

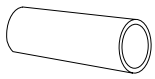
Note: 20' Enpure pipe lengths are non-stock items available upon special request.

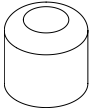
	Dimension inches	Significant Number	Product Code
	1/2	U1102-20	546028
	3/4	U1103-20	546029
	1	U1104-20	546030
	1-1/4	U1105-20	546031
	1-1/2	U1106-20	546032
	2	U1107-20	546033
	3	U1108-20	546034
	4	U1109-20	546035

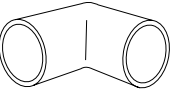
Note: 20' Enpure pipe lengths are non-stock items available upon special request.

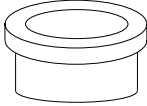
IPEX components are dimensionally matched; do not install Enpure system components with components of other brands.

PRODUCT SELECTION CHART – ENPURE

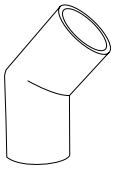
	Dimension inches	Significant Number	Product Code
	1/2	U1202	537122
	3/4	U1203	537123
	1	U1204	537124
	1-1/4	U1205	537125
	1-1/2	U1206	537126
	2	U1207	53717
	3	U1208	537128
	4	U1209	537129

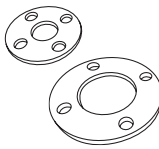
	Dimension inches	Significant Number	Product Code
	1/2	U1802	537182
	3/4	U1803	537183
	1	U1804	537184
	1-1/4	U1805	537185
	1-1/2	U1806	537186
	2	U1807	537187
	3	U1808	537188

	Dimension inches	Significant Number	Product Code
	1/2	U1402	537142
	3/4	U1403	537143
	1	U1404	537144
	1-1/4	U1405	537145
	1-1/2	U1406	537146
	2	U1407	537147
	3	U1408	537148
	4	U1409	537149

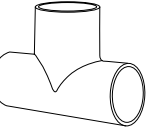
	Dimension inches	Significant Number	Product Code
	1/2	U1902	537192
	3/4	U1903	537193
	1	U1904	537194
	1-1/4	U1905	537195
	1-1/2	U1906	537196
	2	U1907	537197
	3	U1908	537198
	4	U1909	537099

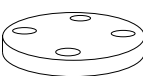
Note: One stub flange and one steel backing flange are required for complete flange system.

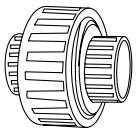
	Dimension inches	Significant Number	Product Code
	1/2	U1502	537152
	3/4	U1503	537153
	1	U1504	537154
	1-1/4	U1505	537155
	1-1/2	U1506	537156
	2	U1507	537157
	3	U1508	537158
	4	U1509	537159

	Dimension inches	Significant Number	Product Code
	1/2	U2112	537222
	3/4	U2113	537223
	1	U2114	537224
	1-1/4	U2115	537225
	1-1/2	U2116	537226
	2	U2117	537227
	3	U2118	537228
	4	U2119	537229

Note: One stub flange and one steel backing flange are required for complete flange system.

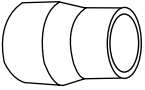
	Dimension inches	Significant Number	Product Code
	1/2	U1602	537162
	3/4	U1603	537163
	1	U1604	537164
	1-1/4	U1605	537165
	1-1/2	U1606	537166
	2	U1607	537167
	3	U1608	537168
	4	U1609	537169

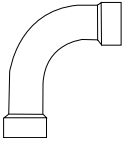
	Dimension inches	Significant Number	Product Code
	1/2	U2102	537212
	3/4	U2103	537213
	1	U2104	537214
	1-1/4	U2105	537215
	1-1/2	U2106	537216
	2	U2107	537217
	3	U2108	537218
	4	U2109	537219

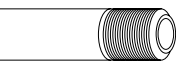
	Dimension inches	Significant Number	Product Code
	1/2	U1702	537172
	3/4	U1703	537173
	1	U1704	537174
	1-1/4	U1705	537175
	1-1/2	U1706	537176
	2	U1707	537177


IPEX components are dimensionally matched; do not install Enpure system components with components of other brands.

PRODUCT SELECTION CHART – ENPURE


	Dimension inches	Significant Number	Product Code
	3/4 x 1/2	U2232	537241
	1 x 1/2	U2242	537242
	1 x 3/4	U2243	537243
	1-1/4 x 1	U2254	537244
	1-1/2 x 1	U2264	537245
	1-1/2 x 1-1/4	U2265	537246
	2 x 1	U2274	537247
	2 x 1-1/4	U2275	537248
	2 x 1-1/2	U2276	537249
	3 X 1-1/2	U2286	537250
	3 x 2	U2287	537251
	4 x 2	U2297	537252
	4 x 3	U2298	537253

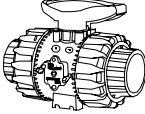
	Dimension inches	Significant Number	Product Code
	1/2	U2302	537272
	3/4	U2303	537273
	1	U2304	537304
	1-1/4	U2305	537305
	1-1/2	U2306	537306
	2	U2307	537307
	3	U2308	537308
	4	U2309	537309


	Dimension inches	Significant Number	Product Code
	1/2	U2402	537322
	3/4	U2403	537323
	1	U2404	537324
	1-1/4	U2405	537325
	1-1/2	U2406	537326
	2	U2407	537327
	3	U2408	537328
	4	U2409	537329

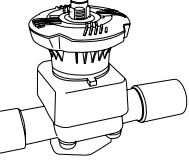
	Dimension inches	Significant Number	Product Code
	1/2	434306	437341
	3/4	434307	437342
	1	434308	437343
	1-1/4	434309	437344
	1-1/2	434310	437345
	2	434311	437346
	3	434313	437348
	4	434314	437349

Note: 1/2" and 3/4" pipe clips are supplied without retaining bands.

	Dimension inches	Significant Number	Product Code
	1/2 x 1/2	U2702	537362
	1/2 x 1/4	U2720	537370
	1/2 x 3/8	U2721	537371
	3/4 x 3/4	U2703	537363
	1 x 1	U2704	537364
	1-1/4 x 1-1/4	U2705	537365

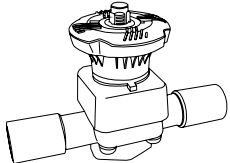
	Dimension inches	Significant Number	Product Code
	1/2	U3112	537031
	3/4	U3113	537032
	1	U3114	537033
	1-1/4	U3115	537034
	1-1/2	U3116	537035
	2	U3117	537036
	3	U3119	537040

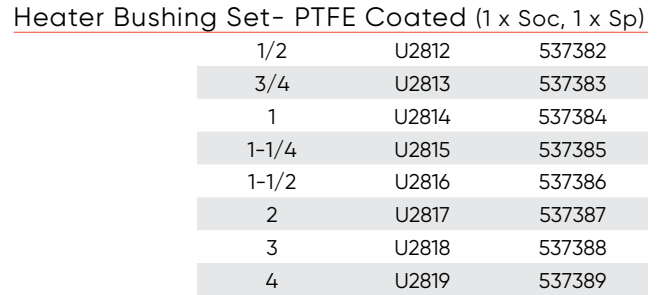
	Dimension inches	Significant Number	Product Code
	1/2	U3102EC	537014
	3/4	U3103EC	537015
	1	U3104EC	537016
	1-1/4	U3105EC	537017
	1-1/2	U3106EC	537018
	2	U3107EC	537019


	Dimension inches	Significant Number	Product Code
	1/2	U4502	537053
	3/4	U4503	537054
	1	U4504	537055
	1-1/4	U4505	537056
	1-1/2	U4506	537057
	2	U4507	537058

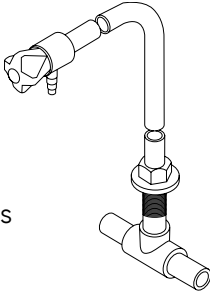
IPEX components are dimensionally matched; do not install Enpure system components with components of other brands.

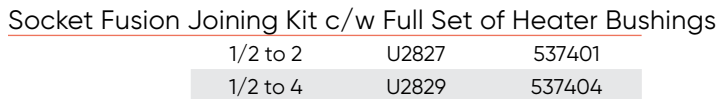
PRODUCT SELECTION CHART – ENPURE


	Dimension inches	Significant Number	Product Code
	1/2	U4602	537047
	3/4	U4603	537048
	1	U4604	537049
	1-1/4	U4605	537050
	1-1/2	U4606	537051
	2	U4607	537052


	Dimension inches	Significant Number	Product Code
	1/2	U2812	537382
	3/4	U2813	537383
	1	U2814	537384
	1-1/4	U2815	537385
	1-1/2	U2816	537386
	2	U2817	537387
	3	U2818	537388
	4	U2819	537389

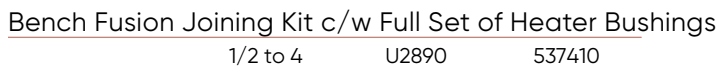
	Dimension inches	Significant Number	Product Code
	1/2	U3702	537784
	3/4	U3703	537785
	1	U3704	537786
	1-1/4	U3705	537787
	1-1/2	U3706	537788
	2	U3707	537189

	Dimension inches	Significant Number	Product Code
	1/2	U4000	537039

	Dimension inches	Significant Number	Product Code
	1/2 to 2	U2827	537401
	1/2 to 4	U2829	537404

	Significant Number	Product Code
	U2850 (488°)	537406
	U2851 (575°)	537407

	Dimension inches	Significant Number	Product Code
	1/2 to 2	-	537403
	1/2 to 4	-	537400

	Dimension inches	Significant Number	Product Code
	1/2 to 4	U2890	537410

Health Care Systems



At IPEX you get more than products. You get our knowledge

You get more than just purity with Enpure™. You get peace of mind. Enpure is one of the most complete and dependable pure-water thermoplastic piping systems available today. From the manufacturing of cosmetics to solutions for medical use, from pure-water lab applications to dialysis machines, Enpure is designed to meet all challenges. Manufactured with FDA approved materials, Enpure natural polypropylene pipe, valves and fittings eliminate the potential of contamination to your pure process.

And, unlike conventional systems, Enpure is designed as a socket fusion system. No hazardous chemicals are used for joining. Connections are as "clean" as any other components in the system.



For more than 35 years IPEX has provided laboratories throughout North America with complete acid waste systems designed to take a variety of chemicals. Pour it, flush it or dump it – from school labs to industrial labs, Enfield™ FRPP & NRFP, Labline® polypro, and Plenumline™ FR-PVDF acid waste systems are built to handle it.

Enfield electrofusion along with Labline & Plenumline mechanical joints have revolutionized the industry – and they continue to be regarded as state-of-the-art. Labline and Plenumline also feature a new no-heat Elastolive for quicker installation and higher performance.

Backed by IPEX's 65 years of experience, Enpure, Enfield, Labline and Plenumline are built to our strict quality, performance and dimensional standards.

DURAPLUS ABS INDUSTRIAL

1/2" - 8"

Duraplus™

The Duraplus® Industrial Piping System by IPEX offers a complete range of ABS pressure pipe, valves and fittings that are ideal for demanding applications ranging from abrasive slurries and separation reagents to caustic processes and low temperature glycol systems. These rugged Duraplus components operate over a wide range of temperatures while delivering excellent material properties including:

- Exceptional Toughness
- Non-Toxicity
- Corrosion Resistance

This design and installation manual provides the most up-to-date comprehensive information about IPEX's Duraplus ABS Industrial Piping System. By combining IPEX's laboratory test results with over 65 years of field experience, we have produced a manual suited to engineers, contractors and distributors alike. All aspects of Duraplus are described here – from basic raw material properties through to installation procedures of the finished product.

IPEX offers matched Duraplus pipes, fittings and valves in IPS sizes ranging from 1/2" to 8" nominal diameter, suitable for pressures up to 230 psi at 73°F (depending on the size).

DURAPLUS® FEATURES:

- High impact strength
- Outstanding ductility
- Wide chemical resistance
- Competitive installed cost
- Operating range from -40°F to +140°F
- Long term UV resistance
- Multiple proven and easy joining methods

ADVANTAGES

- 1** **Lightweight**
Duraplus Industrial ABS material is 1/8 the weight of steel and 1/5 the weight of copper.
- 2** **Simple, Reliable Joining Method**
Solvent cemented joints can be made quickly and easily without expensive equipment or certifications. Flanging and threaded joints are also possible.
- 3** **Grooved Joints**
Allow quick assembly and disassembly, pipe rotation for even wear and cleaning of individual pipe sections.
- 4** **Wide Range of Pressure and Temperature Capabilities**
Operating pressures from drainage up to 230 psi and temperature range from -40°F to 140°F make this product suitable for the harshest environments.
- 5** **Lower Installation Costs**
Duraplus Industrial ABS is less expensive to install because of its simple joining methods – its lightweight and ease of handling.
- 6** **Lower Maintenance Costs**
Duraplus Industrial ABS has excellent chemical resistance, corrosion resistance and impact resistance resulting in a piping system that lasts longer.
- 7** **No Heat, No Sparks, No Open Flames**
Pipe can be joined to fitting without the necessity of heat.
- 8** **Abrasion Resistance**
The rubber-like poly-butadiene phase gives Duraplus Industrial ABS exceptionally good abrasion resistance to slurries and other abrasive media.

APPLICATIONS

- **Chilled water / HVAC**
Chilled Water Lines Cooling Tower Pipes
Condensate Drain Lines Humidification Supply Lines
- **Off Shore Applications**
"Mud" Systems Deluge Systems
Topside (low pressure) Operations (Emergency Showers/Eye Baths)
Vacuum Systems Chilled Water (Air Conditioning)
(Drill Cuttings Transport) Potable Water
Deck Wash System – Black Water Drainage
Supply & Drainage
- **Mining**
Slurries Chemical Treatment
Water Lines Tailing Lines
Vent Piping
- **Secondary Loop Refrigeration**
Glycol Chilled Lines

STANDARDS



The ABS compound used in the manufacturing of Duraplus ABS Industrial Pipe complies with the material requirements of ASTM D3965, "Standard Specification for Rigid Acrylonitrile-Butadiene-Styrene (ABS) Materials for Pipe and Fittings".



SHORT FORM SPECIFICATIONS

GENERAL

Duraplus ABS is designed for industrial pressure pipe applications where the extremely high-impact resistance and ductility of the material offers some insurance against internal and external shock loadings and site abuse conditions. It's unique combination of ABS properties – non-toxicity, purity, corrosion- and chemical-resistance, toughness, low-hydraulic resistance, and the ability to perform over a wide temperature range (-40°F to +140°F) ensures excellent in-service performance and system life.

MATERIAL SPECIFICATION

Pipe and fittings shall be manufactured from a copolymeric material – Acrylonitrile Butadiene Styrene (ABS) – conforming to a 43232 cell classification in accordance with ASTM D3965.

Material for both pipe and fittings shall have a design stress of not less than 2,000 psi, and shall be designed with a 2 to 1 safety factor for a 50 year lifespan when operated under continuous pressure.

The material shall have an izod impact resistance value of not less than 6 ft./lb. at 73°F and 3 ft./lb. at -22°F, when tested in accordance with ASTM D256, method 'A'.

PIPE

Pipes shall be manufactured by IPEX and designed on a Standard Dimension Ratio (SDR) basis to give various pressure ratings as described below:

Pipe Class	Equivalent DR	Continuous Pressure Rating at 73°F (23°C)	Size Range
Class C	DR 15.5	145 psi	1" to 8"
Class E	DR 10.0	230 psi	1/2" to 4"
Class T	–	180 psi	1/2" to 2"

FITTINGS

Fittings shall be of the socket type, designed for solvent welding as supplied by IPEX.

Fittings shall be designed and manufactured so that they withstand the continuous pressures applicable to the maximum pressure native of the pipe.

SOLVENT CEMENT

All joints shall be made with Gray Duraplus ABS solvent cement as supplied by IPEX.

The solvent cement shall be designed to withstand continuous applied pressures up to 230 psi at 73°F.

DESIGN AND INSTALLATION

The design and installation of ABS pressure systems shall be performed in accordance with the recommendations detailed in the Handling and Installation section of this manual, local and national regulations where applicable.

To ensure the full integrity of the completed system, all components shall be supplied by IPEX.

DID YOU KNOW?

Duraplus Industrial ABS is an extremely versatile process piping system that combines ruggedness, chemical resistance, light weight and ease of installation.

The most common applications for Duraplus Industrial ABS utilizes its outstanding impact resistance, ductility and abrasion resistance at both low and high temperatures.



PRODUCT SELECTION CHART – DURAPLUS

Dimension inches	Significant Number	Product Code
------------------	--------------------	--------------

Pipe – 145 psi at 73° F

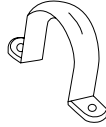


1	511104	346059
1-1/2	511106	346060
2	511107	346061
3	511109	346062
4	511110	346063
6	511112	346064
8	511113	346065

Standard length of pipe is 19.7 feet.

Dimension inches	Significant Number	Product Code
------------------	--------------------	--------------

Saddle Clip – Polypropylene



1/2	455102	337454
3/4	455103	337455
1	455104	337456
1-1/4	455105	337457
1-1/2	455106	337458
2	455107	337459
3	455109	337460
4	455110	337461

Pipe – 230 psi at 73° F



1/2	513102	346067
3/4	513103	346068
1	513104	346069
1-1/4	513105	346070
1-1/2	513106	346071
2	513107	346072
3	513109	346073
4	513110	346074

Standard length of pipe is 19.7 feet.

Cobra Pipe Clip – Polypropylene



**	3/8	434305	437340
	1/2	434306	437341
	3/4	434307	437342
	1	434308	437343
	1-1/4	434309	437344
	1-1/2	434310	437345
	2	434311	437346
	2-1/2	434312	437347
	3	434313	437348
	4	434314	437349
	6	434317	437432

Note: 3/8" 1/2", 3/4" and 1" pipe clips are supplied without retaining bands.

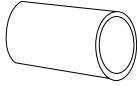
** Discontinued when stock is depleted

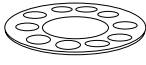
Class "T" – Suitable for Threading (180psi at 73°F after threading)


1/2	514102	346054
3/4	514103	346055
1	514104	346056
1-1/2	514106	346057
2	514107	346058

Standard length of pipe is 19.7 feet.

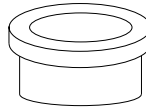
PRODUCT SELECTION CHART – DURAPLUS

	Dimension inches	Significant Number	Product Code
	1/2	100102	337022
	3/4	100103	337023
	1	100104	337024
	1-1/4	100105	337025
	1-1/2	100106	337026
	2	100107	337027
	3	100109	337028
	4	100110	337029
	6	100112	337030
	8	100113	337031


	Dimension inches	Significant Number	Product Code
	1/2	426102	337439
	3/4	426103	337440
	1	426104	337441
	1-1/4	426105	337442
	1-1/2	426106	337443
	2	426107	337444
	3	426109	337445
	4	426110	337446
	6	426112	337447

	Dimension inches	Significant Number	Product Code
	1/2	322102	337353
	3/4	322103	337354
	1	322104	337355
	1-1/4	322105	337356
	1-1/2	322106	337357
	2	322107	337358
	3	322109	337359
	4	322110	337360
	6	322112	337361


Note: A metal backing ring must be used with this flange.

	Dimension inches	Significant Number	Product Code
	2	135107	337235
	3	135109	337236
	4	135110	337237
	6	135112	337238
	8	135113	337239

Note: A metal backing ring must be used with this flange.

	Dimension inches	Significant Number	Product Code
	1/2	129102	337226
	3/4	129103	337227
	1	129104	337228
	1-1/4	129105	337229
	1-1/2	129106	337230
	2	129107	337231
	3	129109	337232
	4	129110	337233
	6	129112	337234

Note: A metal backing ring must be used with this flange.

	Dimension inches	Significant Number	Product Code
	2	431107	337448
	3	431109	337449
	4	431110	337450
	6	431112	337451
	8	431113	337452

Note: It is essential that steel backing rings are used with all types of stub, full face and blind flanges.

All Threads are BSP tapered unless otherwise noted ***.
 Systems using plastic threaded components are restricted to 180 psi. The use of PTFE sealing tape is recommended.
 Only the correct Duraplus® cement will provide a compatible joint. All warranties void if other cement used.

PRODUCT SELECTION CHART – DURAPLUS

Dimension inches	Significant Number	Product Code
---------------------	-----------------------	-----------------

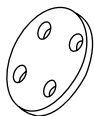
Backing Ring – Galv, M.S. Drilled ASA 150



1/2	425102	337426
3/4	425103	337427
1	425104	337428
1-1/4	425105	337429
1-1/2	425106	337430
2	425107	337431
3	425109	337433
4	425110	337434
6	425112	337435
8	425113	337436

Note: For use with flanges.

Blind Flange – Drilled ASA 150



3	325109	337364
4	325110	337365
6	325112	337366
8	325113	337367

Note: A metal backing ring must be used with this flange.

Undrilled flanges are available at the same price as drilled. Order code 131.

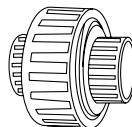
Cap Soc



1/2	140102	337246
3/4	140103	337247
1	140104	337248
1-1/4	140105	337249
1-1/2	140106	337250
2	140107	337251
3	140109	337252
4	140110	337253

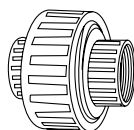
Dimension inches	Significant Number	Product Code
---------------------	-----------------------	-----------------

Union – EPDM Seal Soc



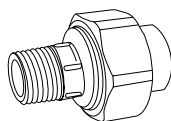
1/2	205102	337271
3/4	205103	337272
1	205104	337273
1-1/4	205105	337274
1-1/2	205106	337275
2	205107	337276
3	205109	337277
4	205110	337278

Union ABS Soc x Brass Female Thread (EPDM Seal)



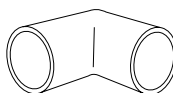
1/2	212102	337300
3/4	212103	337301
1	212104	337302
1-1/4	212105	337303
1-1/2	212106	337304
2	212107	337305

Transition Union ABS Soc x Brass MPT



1/2	217102	337400
3/4	217103	337401
1	214104	337109
1-1/4	217105	337191
1-1/2	217106	337192
2	217107	337193

90° Elbow Soc



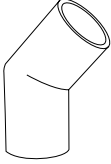
1/2	115102	337133
3/4	115103	337134
1	115104	337135
1-1/4	115105	337136
1-1/2	115106	337137
2	115107	337138
3	115109	337139
4	115110	337140
6	115112	337141
8	115113	337142

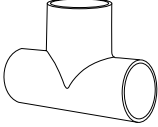
All Threads are BSP tapered unless otherwise noted ***.

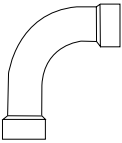
Systems using plastic threaded components are restricted to 180 psi. The use of PTFE sealing tape is recommended.

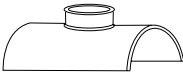
Only the correct Duraplus® cement will provide a compatible joint. All warranties void if other cement used.

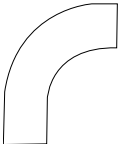
PRODUCT SELECTION CHART – DURAPLUS

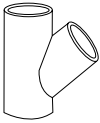
	Dimension inches	Significant Number	Product Code
	1/2	119102	337157
	3/4	119103	337158
	1	119104	337159
	1-1/4	119105	337160
	1-1/2	119106	337161
	2	119107	337162
	3	119109	337163
	4	119110	337164
	6	119112	337165
8	119113	337166	


	Dimension inches	Significant Number	Product Code
	1/2	122102	337171
	3/4	122103	337172
	1	122104	337173
	1-1/4	122105	337174
	1-1/2	122106	337175
	2	122107	337176
	3	122109	337177
	4	122110	337178
	6	122112	337179
8	122113	337180	

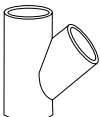
	Dimension inches	Significant Number	Product Code
	1/2	118102	337148
	3/4	118103	337149
	1	118104	337150
	1-1/4	118105	337151
	1-1/2	118106	337152
	2	118107	337153
	3	118109	337154
4	118110	337155	

	Dimension inches	Significant Number	Product Code
	2 x 1-1/4	126129	337205
	3 x 1	126132	337207
	3 x 1-1/2	126134	337208
	4 x 1	126137	337209
	4 x 2	126140	337210
	6 x 1	126143	337211
	6 x 1-1/2	126145	337212
	6 x 2	126146	337213

	Dimension inches	Significant Number	Product Code
	3	309109	337320
	4	309110	337321
	6	309112	337322
	8	309113	337323

	Dimension inches	Significant Number	Product Code
	1/2	128102	337214
	3/4	128103	337215
	1	128104	337216
	1-1/4	128105	337217
	1-1/2	128106	337218
	2	128107	337219

	Dimension inches	Significant Number	Product Code
	3	310109	337330
	4	310110	337331
	6	310112	337332
	8	310113	337333

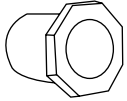
	Dimension inches	Significant Number	Product Code
	3	128109	337220
	4	128110	337221
	6	128112	337222
	8	128113	337223

All Threads are BSP tapered unless otherwise noted ***.
Systems using plastic threaded components are restricted to 180 psi. The use of PTFE sealing tape is recommended.
Only the correct Duraplus® cement will provide a compatible joint. All warranties void if other cement used.

PRODUCT SELECTION CHART – DURAPLUS

Dimension inches	Significant Number	Product Code
------------------	--------------------	--------------

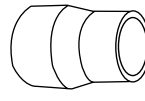
Reducer Bushing Sp x Soc



Dimension inches	Significant Number	Product Code
1/2 x 3/8	109121	337050
3/4 x 1/2	109122	337051
1 x 1/2	109123	337052
1 x 3/4	109124	337053
1-1/4 x 1/2	109116	337045
1-1/4 x 3/4	109117	337046
1-1/4 x 1	109125	337054
1-1/2 x 1/2	109118	337047
1-1/2 x 3/4	109119	337048
1-1/2 x 1	109126	337055
1-1/2 x 1-1/4	109127	337056
2 x 3/4	109120	337049
2 x 1	109128	337057
2 x 1-1/4	109129	337058
2 x 1-1/2	109130	337059
3 x 1-1/2	109134	337061
3 x 2	109135	337062
4 x 3	109141	337064
6 x 4	109147	337065
8 x 6	109152	337066

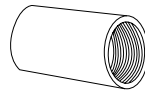
Dimension inches	Significant Number	Product Code
------------------	--------------------	--------------

Reducer Coupler Soc



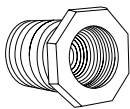
Dimension inches	Significant Number	Product Code
3/4 x 1/2	114122	337121
1 x 3/4	114124	337122
1-1/4 x 1	114125	337123
1-1/2 x 1-1/4	114127	337124
2 x 1-1/2	114130	337125
3 x 2	114135	337126
4 x 3	114141	337127
6 x 4	114147	337128
8 x 6	114152	337129

Adapter Coupling Soc x Female Thread



Dimension inches	Significant Number	Product Code
1/2	101102	337037
3/4	101103	337038
1	101104	337039
1-1/4	101105	337040
1-1/2	101106	337098
2	101107	337099

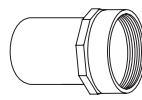
Reducer Bushing Male Thread x Female Thread



** 3/4 x 1/2	113122	337076
--------------	--------	--------

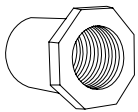
** Discontinued when stock is depleted

Female Adapter Sp x Female Thread



Dimension inches	Significant Number	Product Code
1/2	153102	337257
3/4	153103	337258
1	153104	337259
1-1/4	153105	337260
1-1/2	153106	337261
2	153107	337262

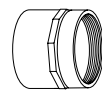
Reducer Bushing Sp x Female Thread



** 1/2 x 3/8	111121	337072
** 3/4 x 1/2	111122	337073
** 1 x 3/4	111124	337074

** Discontinued when stock is depleted

Female Adapter Soc x FPT



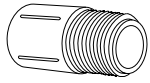
Dimension inches	Significant Number	Product Code
1/2	102102	337094
3/4	102103	337095
1	102104	337096
1-1/4	102105	337097
1-1/2	102106	337098
2	102107	337099
3	102108	337100
4	102109	337101

All Threads are BSP tapered unless otherwise noted ***.
 Systems using plastic threaded components are restricted to 180 psi. The use of PTFE sealing tape is recommended.
 Only the correct Duraplus® cement will provide a compatible joint. All warranties void if other cement used.

PRODUCT SELECTION CHART – DURAPLUS

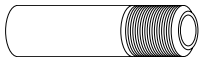
Dimension inches	Significant Number	Product Code
------------------	--------------------	--------------

Male Adapter Soc x MPT



1/2	103102	337086
3/4	103103	337087
1	103104	337088
1-1/4	103105	337089
1-1/2	103106	337090
2	103107	337091
3	103108	337092
4	103109	337093

Nipple Sp x NPT



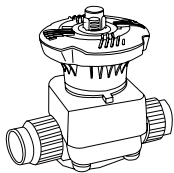
1/2	314102	337341
3/4	314103	337342
1	314104	337343
1-1/2	314106	337345
2	314107	337346
3	314109	337347
4	314110	337348

Plug Male Thread



1/2	155102	337264
3/4	155103	337265
1	155104	337266
1-1/4	155105	337267
1-1/2	155106	337268
2	155107	337269

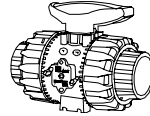
DK Manual Diaphragm Valve – EPDM Diaphragm T/U Soc



1/2	HODVA102	337119
3/4	HODVA103	337194
1	HODVA104	337195
1-1/4	HODVA105	337196
1-1/2	HODVA106	337197
2	HODVA107	337198

Dimension inches	Significant Number	Product Code
------------------	--------------------	--------------

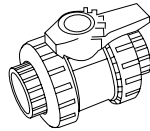
VKD True Union Ball Valve – EPDM Seals Soc



** 3/8	902101	337801
1/2	902102	337802
3/4	902103	337803
1	902104	337804
1-1/4	902105	337805
1-1/2	902106	337806
2	902107	337807
3	902109	337808
4	902110	337809

** Discontinued when stock is depleted

VXE True Union Ball Valve – EPDM Seals Soc



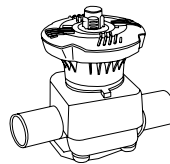
1/2	902111	337810
3/4	902112	337811
1	902113	337812
1-1/4	902114	337813
1-1/2	902115	337814
2	902116	337816

SXE True Union Ball Check Valve – EPDM Soc



1/2	837102	337501
3/4	837103	337502
1	837104	337503
1-1/4	837105	337504
1-1/2	837106	337505
2	837107	337506

VM Manual Diaphragm Valve – EPDM Diaphragm T/U Soc



** 3	HOVMA209	337649
** 4	HOVMA210	337116

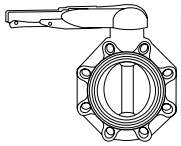
** 3" & 4" are spigot ended
Note: Other diaphragm materials available on request

All Threads are BSP tapered unless otherwise noted ***.
Systems using plastic threaded components are restricted to 180 psi. The use of PTFE sealing tape is recommended.
Only the correct Duraplus® cement will provide a compatible joint. All warranties void if other cement used.

PRODUCT SELECTION CHART – DURAPLUS

Dimension inches	Significant Number	Product Code
------------------	--------------------	--------------

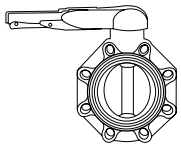
FK, EPDM Seals – Glass filled PP Body



2	680107	337651
3	680109	337652
4	680110	337653
6	680112	337654
8	680113	337655

General service (GS) - offered primarily for use with water, but suitable for a wide range of diluted chemicals, swimming pools, irrigation, potable water, etc. The GS valve is also suitable for compressed air and gases.

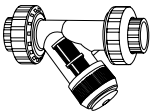
FK, FKM Seals – Glass filled PP body



2	681107	337656
3	681109	337657
4	681110	337658
6	681112	337659
8	681113	337660

Chemical duty (CD) - incorporating more chemically resistant components, this valve can be used with a wide range of organic or inorganic chemicals even at elevated temperatures.

RV Y-Strainer EPDM Seals Soc



1/2	846102	337739
3/4	846103	337740
1	846104	337741
1-1/4	846105	337742
1-1/2	846106	337743
2	846107	337744

Transition Coupling ABS Compression x Copper Compression



1/2	846102	337739
3/4	846103	337740
1	846104	337741
1-1/4	846105	337742
1-1/2	846106	337743
2	846107	337744

Liquid Quantity	Significant Number	Product Code
-----------------	--------------------	--------------

Solvent Cement



1 pint	461392	337085
1 quart	461393	337084

MEK Cleaner



1 pint	461397	337468
1 quart	461398	337469

Joints

An indication of the number of joints likely to be made per quart of Duraplus® cement is as follows (it is recommended that MEK Cleaner order equals one-half the quantity of solvent cement required):

Pipe Size inches	Number of Joints
1/2 – 1	290
1-1/4 – 2	144
3	48
4	32
6	16
8	10

All Threads are BSP tapered unless otherwise noted ***. Systems using plastic threaded components are restricted to 180 psi. The use of PTFE sealing tape is recommended. Only the correct Duraplus® cement will provide a compatible joint. All warranties void if other cement used.

Safety and environmental concerns are top priorities on today's industrial agenda.

Reduction of emissions, energy conservation and prevention of ground water contamination are some of the areas where regulations are increasingly defining an important line between utilization and exploitation of our planet's resources.

For most common chemical-waste or process applications, IPEX offers systems that are both simple yet highly advanced state-of-the-art technologies.

These systems utilize pre-assembled components that guarantee reliability, ease of installation, fewer joints (up to 40% less) and quick delivery.

Certain environments demand fail-safe systems. No leaks. No risk.

The professionals at IPEX understand the complexity of design and installation for demanding double containment applications.

DOUBLE CONTAINMENT SYSTEMS



Guardian	84
Drain-Guard	85
Clear-Guard	86
CustomGuard	87
Encase	88
Centra-Guard	94
IPEX PAL-AT	95

GUARDIAN VINYL DOUBLE CONTAINMENT SYSTEMS

Guardian™

For more than 30 years, Guardian systems have been the benchmark in pressure and drainage double containment. Guardian systems are available in tough industrial grade PVC and even tougher high temperature CPVC. For instant leak detection of overhead piping, Clear-Guard clear PVC containment pipe is also available. Guardian's patented Centra-Lock design reduces the required joints by 40 - 60% compared to conventional double containment systems.

SPECIFICATIONS

Material Selection

Xirtec PVC and Xirtec CPVC made with Corzan, are the chosen materials for the Guardian systems. IPEX controls not only the design and fabrication of the systems, but also the blending of the PVC resin, the extrusion and injection molding of most components. This unparalleled consistency of quality and resin as well as dimensional compatibility results in superior systems that are unmatched in the industry. Clear-Guard utilizes a fail-safe, fully pressure rated clear PVC that uses a solvent cement jointing method identical to traditional vinyl pressure pipe. This eliminates the need for expensive caulking guns and epoxy adhesive for assembly. Clear-Guard can be used in conjunction with both Schedule 40 and 80 Xirtec PVC or Schedule 80 Xirtec CPVC Primary pipe.

Design

Guardian and Clear-Guard systems offer a complete selection of pretested modular components which are extremely easy to install. Our Centra-lok™ patented design allows IPEX to offer vinyl systems which average up to 60% fewer overall joints and up to 10% fewer field joints. Since joints are always the most common source of premature failures and leaks, it is easy to realize the immense impact the Centra-lok design has on maintenance, repair and installation costs. The patented ingenuity and simplicity of the Centra-lok design also reduces the purchase cost of IPEX systems, making Guardian and Clear-Guard the industry's most cost-effective vinyl system. As with all our containment systems, the IPEX patented Centra-Guard™ point-of-collection or cable leak detection systems are also available.

General

Each contained piping system shall consist of Xirtec PVC primary piping system supported within a Xirtec PVC secondary containment housing. Carrier fitting sizes 1/2" through 4" will use Centra-Lok [U.S. Patent No. 5,398,973] molded supports minimizing the number of field (factory assembled) fitting joints. Carrier sizes 6" and larger will use IPEX standard polypropylene fitting discs to support and centralize. Each system shall be provided with suitable drains and vents and be designed to provide complete drainage of both the primary and secondary containment piping. Interstitial supporting devices shall be made from Polypropylene Centra-Guide supports and shall be provided within the secondary containment pipe, and shall be designed to allow continuous drainage in the annular space to the drain points. Drain fittings shall be designed to allow a valve attachment to be made so that the secondary containment compartment may be readily drained and manually checked for leaks.

Material	Carrier	Containment
PVC	1/2" - 12"	2" - 18"
CPVC	1/2" - 12"	2" - 18"

Larger sizes are available on request.

FOR PRICING CONTACT
YOUR IPEX REPRESENTATIVE.



DID YOU KNOW?

Made from Xirtec PVC and Xirtec CPVC, these systems offer a complete selection of pre-tested modular components that are considered unmatched in the industry.



DRAIN-GUARD VINYL DOUBLE CONTAINMENT SYSTEM

Drain-Guard™

The Drain-Guard™ system is available in tough industrial grade PVC enabling safety and reliability in Drain, Waste and Vent (DWV) applications. The patented Centra-Lok™ design reduces the required joints by 40-60% compared to conventional double containment systems.

Material	Carrier	Containment
PVC	1-1/2" - 12"	4" - 16"

Larger sizes are available on request.

FOR PRICING CONTACT YOUR IPEX REPRESENTATIVE.



DID YOU KNOW?

Our Drain-Guard system provides safe transport of sanitary or storm drainage in a variety of buildings, including hospitals, museums, historical sites, libraries, art galleries, theaters, data centers, restaurants, and arenas.

SPECIFICATIONS

Material Selection

Xirtec PVC is the chosen material for the Drain-Guard system. IPEX controls not only the design and fabrication of the systems, but also the blending of the PVC resin, the extrusion and injection molding of most components. This unparalleled consistency of quality and resin as well as dimensional compatibility results in superior systems that are unmatched in the industry.

Design

The Drain-Guard system offer a complete selection of pretested modular components which are extremely easy to install. Our Centra-lok™ patented design allows IPEX to offer vinyl systems which average up to 60% fewer overall joints and up to 10% fewer field joints. Since joints are always the most common source of premature failures and leaks, it is easy to realize the immense impact the Centra-lok design has on maintenance, repair and installation costs. The patented ingenuity and simplicity of the Centra-lok design also reduces the purchase cost of IPEX systems. As with all our containment systems, the IPEX patented Centra-Guard™ point-of-collection or cable leak detection systems are also available.

General

Each contained piping system shall consist of Xirtec PVC primary piping system supported within a Xirtec PVC secondary containment housing. Carrier fitting sizes 1-1/2" through 4" will use Centra-Lok [U.S. Patent No. 5,398,973] molded supports minimizing the number of field (factory assembled) fitting joints. Carrier sizes 6" and larger will use IPEX standard polypropylene fitting discs to support and centralize. Each system shall be provided with suitable drains and vents and be designed to provide complete drainage of both the primary and secondary containment piping. Interstitial supporting devices shall be made from Polypropylene Centra-Guide supports and shall be provided within the secondary containment pipe, and shall be designed

to allow continuous drainage in the annular space to the drain points. Drain fittings shall be designed to allow a valve attachment to be made so that the secondary containment compartment may be readily drained and manually checked for leaks.



THE CLEAR-GUARD OPTION

Clear-Guard™

Clear-Guard's fail-safe, fully pressure rated clear containment system allows for easy detection of leaks and eliminates the risks associated with piping aggressive chemicals overhead. Clear-Guard utilizes Guardian's patented Centra-Lok fitting design, which reduces the required joints by 40-60% compared to conventional double containment systems. Fittings are available in clear or opaque containment fittings.

Material	Carrier	Containment
Clear-Guard PVC	-	2" - 8"

FOR PRICING CONTACT YOUR IPEX REPRESENTATIVE.

SPECIFICATIONS

General

Each contained piping system shall consist of Xirtec PVC or Xirtec CPVC primary piping system supported within a Clear-Guard Schedule 40 clear PVC secondary containment housing. Carrier fitting sizes 1/2" through 4" will use Centra-Lok [U.S. Patent No. 5,398,973] molded supports minimizing the number of field (factory assembled) fitting joints. Each system shall be provided with suitable drains and vents and be designed to provide complete drainage of both the primary and secondary containment piping. Interstitial supporting devices shall

be made from Polypropylene Centra-Guide supports and shall be provided within the secondary containment pipe, and shall be designed to allow continuous drainage in the annular space to the drain points. Drain fittings shall be designed to allow a valve attachment to be made so that the secondary containment compartment maybe readily drained and manually checked for leaks.



THE CUSTOMGUARD OPTION

CustomGuard®

Custom-designed and fabricated double containment systems including dissimilar material systems, CustomGuard is unlike other systems that try to run everything through the same material. Our specialists will recommend and provide the absolute best system for each individual application, looking not only at chemical compatibility but also at cost (material and installation), life expectancy and turn around time.

For applications with more demanding mechanical, chemical and/or thermal requirements, IPEX has developed our CustomGuard offering. CustomGuard includes a variety of different system choices ranging from Fluoropolymers (e.g. PVDF), Thermosets (FRP); and carbon and stainless steel to hybrid combinations. Applications that require such materials are obviously complex, each demanding expertise and specialized knowledge to design an effective system. The CustomGuard option includes material selection, design, specification support (if needed) and fabrication of pre-assembled spooled pieces to minimize installation time and field joints.



DID YOU KNOW?

Together with Encase and Guardian, Custom Guard sets IPEX apart from any other double containment system. Custom Guard is available in several different materials. Unlike other manufacturers, IPEX is not constrained by a limited material selection. This variety enables IPEX to provide customers with the best solution for their double containment needs.

Material	Carrier	Containment
FRP/Metals/Dissimilar	1/2" - 20"	2" - 26"

FOR PRICING CONTACT YOUR IPEX REPRESENTATIVE.

87

CUSTOMGUARD

SPECIFICATIONS

Material Selection

Carbon and stainless steel, copper, fiberglass (polyester and vinylester resins), PVDF, PP and dissimilar materials, are all available in CustomGuard® systems. This comprehensive offering, unmatched by any one company, gives IPEX the unique ability to examine just about any double containment requirement and truly offer the best suited, most cost-effective system. While other manufacturers have vested interests in recommending their one and only material/system, IPEX isn't confined by that limitation.

Design

Drawing on more than 25 years of experience in double containment, IPEX has developed a variety of product-specific designs to maximize efficiency and reduce installation costs. As with all our containment systems, our own patented Centra-Guard™ point-of-collection or cable leak detection systems are also available.

General

Each contained piping system shall consist of Schedule 40 A-53 Carbon Steel primary piping system supported within a UL FRP secondary containment housing. Each system shall be provided with suitable drains and vents and be designed to provide complete drainage of both the primary and secondary containment piping. Interstitial supporting devices shall be made from Polypropylene Centra-Guide supports and shall be provided within the secondary containment pipe, and shall be designed to allow continuous drainage in the annular space to the drain points. Drain fittings shall be designed to allow a valve attachment to be made so that the secondary containment compartment may be readily drained and manually checked for leaks.

ENCASE ACID WASTE PP DOUBLE CONTAINMENT

1-1/2" - 12"



At the heart of our patented Encase polypro system is its electrofusion fitting with a groundbreaking heavy-gauge resistance wire molded into the socket. The result is a premier system that offers considerable reduction of installation time and the highest quality bubble-tight joints available.

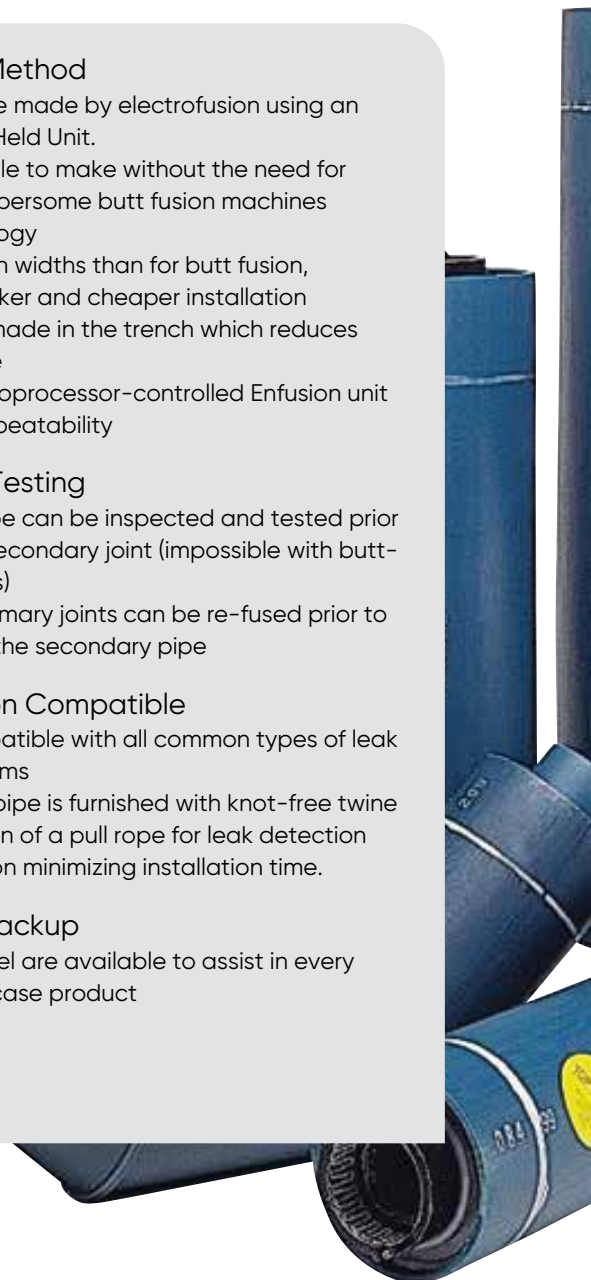


DID YOU KNOW?

Encase is a polypropylene piping system that uses proven Enfusion joining methods to provide an easy-to-install, safe, reliable and cost-effective method to convey chemical waste under gravity-flow conditions.

ADVANTAGES

- 1 Polypropylene Material**
 - 30 years of success in chemical waste applications
 - High corrosion resistance
 - Wide temperature range
 - Excellent chemical resistance
- 2 Same Material Inside and Out**
 - Eliminates differential expansion problems
 - Chemical resistance is the same for the entire piping system
 - System integrity is maintained in the event of a primary pipe leak
- 3 Restrained System**
 - Expansion anchor plates are installed on each fitting to control expansion
 - No expansion loops necessary
- 4 Full Product Range**
 - 1-1/2" to 8" primary sizes available
 - Manufactured in both non-flame retardant as well as flame retardant material for above ground installation
- 5 Drainage Pattern Fittings**
 - Ensures smooth chemical flow.
 - Enfield piping has been used for chemical waste for over 23 years
- 6 Modular Design**
 - Components are factory fabricated. The only site joining necessary is the fusion of couplings to pipes and fittings
 - Reduces labor costs
- 7 Fast Joining Method**
 - All site joints are made by electrofusion using an Enfusion Hand Held Unit.
 - Quick and simple to make without the need for costly and cumbersome butt fusion machines
 - Proven technology
 - Narrower trench widths than for butt fusion, resulting in quicker and cheaper installation
 - Joints can be made in the trench which reduces installation time
 - Automatic microprocessor-controlled Enfusion unit ensures joint repeatability
- 8 Easy System Testing**
 - The primary pipe can be inspected and tested prior to closing the secondary joint (impossible with butt-welded systems)
 - Any suspect primary joints can be re-fused prior to final closure of the secondary pipe
- 9 Leak Detection Compatible**
 - Encase is compatible with all common types of leak detection systems
 - Upon request, pipe is furnished with knot-free twine to allow insertion of a pull rope for leak detection cable installation minimizing installation time.
- 10 Full Product Backup**
 - Expert personnel are available to assist in every facet of the Encase product



SHORT FORM SPECIFICATIONS

GENERAL

Acid waste double containment drain lines shall be Encase, manufactured by IPEX, with no substitutions. Pipe and fittings shall be manufactured from Schedule 40 polypropylene and joined by the Enfusion method.

MATERIAL

Pipe, fittings, internal pipe supports and anchor plates shall be manufactured from Type 1 homopolymer or Type 2 copolymer polypropylene material as described in ASTM D4101.

PIPE AND FITTINGS – CONSTRUCTION

All pipe fittings shall be factory assembled and of unitized construction, with the primary and secondary components integrally anchored together to prevent movement of the primary pipe/fitting within the containment pipe/fitting. All piping components shall be manufactured to Schedule 40 dimensions. The primary pipe shall be adequately supported by means of support plates welded to the primary pipe. Anchor plates shall be provided at each end of the pipe/fitting section to restrain pipe expansion. All anchor plates must be mechanically located in a machined recess on the inside of each secondary pipe/fitting and welded to both the primary and secondary pipe/fitting sections.

FACTORY WELDED JOINTS

All factory joints shall be made either by butt fusion or Enfusion. Joining by means of fillet welding is expressly forbidden.

SITE JOINTS

All site joints shall be made using Enfusion couplings, manufactured from polypropylene with a nickel/chrome resistance wire, molded in place. Components with copper wire elements are prohibited. Solvent, butt-welded or fillet-welded site joints are also prohibited.

INSTALLATION

Installation shall be in accordance with the contract drawings, the manufacturer's recommendations and the local plumbing code. The entire installation shall be installed in proper alignment and free of stress.

TESTING

The system shall be tested in accordance with the manufacturer's recommendations and the local plumbing code. The primary pipe shall be tested prior to making the secondary joints. If Secondary pipe cannot be hydro-tested, as determined by the engineer or authority having jurisdiction, then the use of nitrogen or air at a MAXIMUM 5 psi (gauge) shall be allowed. It is imperative that a working-pressure regulator be used during the pneumatic test to ensure that over-pressurization of the PVC, beyond 5 psi, cannot occur. The following must also be noted: Air or nitrogen under pressure is compressed and therefore poses a potential hazard. If a failure of the pipe or fitting occurs during such test, the air exits at the failure point and expands rapidly. This increase in velocity can cause the system to fail in a catastrophic mode. Therefore during such air test all personnel involved in the test or present in the test surrounding area must be aware of such a possibility and take all necessary precautions. Precautions include, but are not limited to, taking extreme care not to impact or damage the system in any way. Such procedure is a limited exception to IPEX standard policy which forbids the use of its rigid systems with any compressed gases.


Material	Carrier	Containment
PP	1-1/2" - 8"	4" - 12"



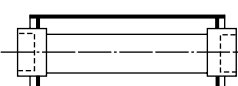
PRODUCT SELECTION CHART – ENCASE

Dimension inches significant Product
Primary Secondary Number Code

Schedule 40 Pipe Soc x Sp (20' Nominal Lengths)

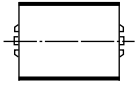


Primary	Secondary	Dimension inches	significant Number	Product Code
1-1/2	4	264150	246040	
2	4	264200	246050	
3	6	266300	246060	
4	8	268400	246070	
6	10	261060	246020	
8	12	261280	246030	



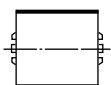
Primary	Secondary	Dimension inches	significant Number	Product Code
1-1/2	4	314150	231313	
2	4	314200	231314	
3	6	316300	231315	
4	8	318400	231316	
6	10	311060	231311	
8	12	311280	231312	

Secondary Coupling Soc



Primary	Secondary	Dimension inches	significant Number	Product Code
-	4	024000	231114	
-	6	026000	231116	
-	6	028000	231118	
-	10	021000	231110	
-	12	021200	231112	

Primary Coupling Soc



Primary	Secondary	Dimension inches	significant Number	Product Code
1-1/2	-	L161	257141	
2	-	L162B	257147	
3	-	L163B	257150	
4	-	L164B	257154	
6	-	L166B	257158	
8	-	L168B	257161	

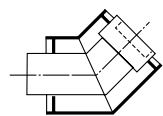
Secondary Repair Coupling Soc



Primary	Secondary	Dimension inches	significant Number	Product Code
-	4	014000	231004	
-	6	016000	231006	
-	8	018000	231008	
-	10	011000	231010	
-	12	011200	231009	

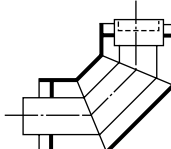
Dimension inches significant Product
Primary Secondary Number Code

1/8 Bend Soc x Sp



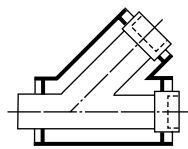
Primary	Secondary	Dimension inches	significant Number	Product Code
1-1/2	4	064150	231141	
2	4	064200	231142	
3	6	066300	231143	
4	8	068400	231144	
6	10	061060	231139	
8	12	061280	231140	

1/4 Bend Soc x Sp



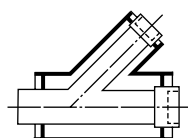
Primary	Secondary	Dimension inches	significant Number	Product Code
1-1/2	4	044150	231134	
2	4	044200	231135	
3	6	046300	231136	
4	8	048400	231137	
6	10	041060	231132	
8	12	041280	231133	

45° Wye Soc x Sp x Soc



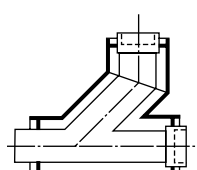
Primary	Secondary	Dimension inches	significant Number	Product Code
1-1/2	4	124150	231153	
2	4	124200	231154	
3	6	126300	231155	
4	8	128400	231156	
6	10	121060	231151	
8	12	121280	231152	

Reducing Wye Soc x Sp x Soc



Primary	Secondary	Dimension inches	significant Number	Product Code
2 x 1-1/2	4 x 4	154215	231187	
3 x 1-1/2	6 x 4	156315	231188	
3 x 2	6 x 4	156320	231189	
4 x 2	8 x 4	158420	231190	
4 x 3	8 x 6	158430	231191	
6 x 2	10 x 4	151062	231181	
6 x 3	10 x 6	151063	231182	
6 x 4	10 x 8	151064	231183	
8 x 3	12 x 6	151283	231184	
8 x 4	12 x 8	151284	231185	
8 x 6	12 x 10	151286	231186	

Combination Wye & 1/8 Bend Soc x Sp x Soc



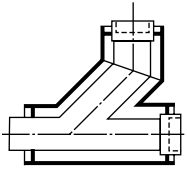
Primary	Secondary	Dimension inches	significant Number	Product Code
1-1/2	4	174150	231203	
2	4	174200	231204	
3	6	176300	231205	
4	8	178400	231206	
6	10	171060	231201	
8	12	171280	231202	

Encase components should only be joined using IPEX Control Units.
NFRPP is the standard material of construction for all Encase components. FRPP is available on request.

PRODUCT SELECTION CHART – ENCASE

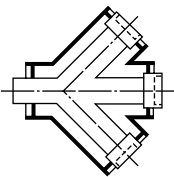
Dimension inches significant Product
Primary Secondary Number Code

Reducing Combination Wye & 1/8 Bend Soc x Sp



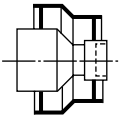
Primary	Secondary	significant Number	Product Code
2 x 1-1/2	4 x 4	204215	231227
3 x 1-1/2	6 x 4	206315	231228
3 x 2	6 x 4	206320	231229
4 x 2	8 x 4	208420	231230
4 x 3	8 x 6	208430	231231
6 x 2	10 x 4	201062	231221
6 x 3	10 x 6	201063	231222
6 x 4	10 x 8	201064	231223
8 x 3	12 x 6	201283	231224
8 x 4	12 x 8	201284	231225
8 x 6	12 x 10	201286	231226

Double Wye Soc x Sp



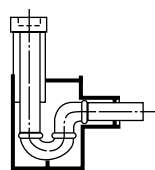
Primary	Secondary	significant Number	Product Code
1-1/2	4	224150	231243
2	4	224200	231244
3	6	226300	231245
4	8	228400	231246
6	10	221060	231241
8	12	221280	231242

Reducing Coupling Soc x Sp



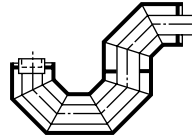
Primary	Secondary	significant Number	Product Code
2 x 1-1/2	4 x 4	344215	231347
3 x 1-1/2	6 x 4	346315	231348
3 x 2	6 x 4	346320	231349
4 x 1-1/2	8 x 4	348415	231324
4 x 2	8 x 4	348420	231350
4 x 3	8 x 6	348430	231351
6 x 1-1/2	10 x 4	341061	231352
6 x 2	10 x 4	341062	231341
6 x 3	10 x 6	341063	231342
6 x 4	10 x 8	341064	231343
8 x 3	12 x 6	341283	231344
8 x 4	12 x 8	341284	231345
8 x 6	12 x 10	341286	231346

P-Trap Soc x Sp



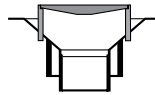
Primary	Secondary	significant Number	Product Code
1-1/2	4	374150	231361
2	4	374200	231372

P-Trap Soc x Sp



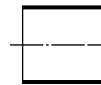
Primary	Secondary	significant Number	Product Code
3	6	376300	231373
4	8	378400	231374
6	10	371060	231371
8	12	371280	231375

Floor Drain Sp



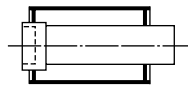
Primary	Secondary	significant Number	Product Code
1-1/2	4	514150	231400
2	4	514200	231402
3	6	516300	231403
4	8	518400	231404
6	10	511060	231401

End Cap Soc



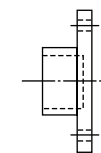
Primary	Secondary	significant Number	Product Code
1-1/2	-	641500	231462
2	-	642000	231463
3	-	643000	231464
4	-	644000	231465
6	-	646000	231466
8	-	648000	231467
10	-	641000	231832
12	-	641200	231833

End Seal Soc x Sp



Primary	Secondary	significant Number	Product Code
1-1/2	4	664150	231483
2	4	664200	231484
3	6	666300	231485
4	8	668400	231486
6	10	661060	231481
8	12	661280	231482

Flange - ASA 150 Soc



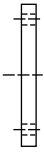
Primary	Secondary	significant Number	Product Code
1-1/2	-	L361	257361
2	-	L362	257365
3	-	L363	257366
4	-	L364	257367
6	-	L366	257368
8	-	L368	257369
10	-	L3610	257362
12	-	L3612	257363

Encase components should only be joined using IPEX Control Units.
NFRPP is the standard material of construction for all Encase components. FRPP is available on request

PRODUCT SELECTION CHART – ENCASE

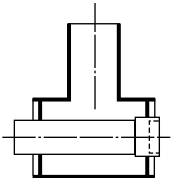
Dimension inches		significant Number	Product Code
Primary	Secondary		

Blind Flange – ASA 150



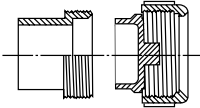
Dimension inches	significant Number	Product Code
1-1/2	-	621500 231453
2	-	622000 231454
3	-	623000 231455
4	-	624000 231456
6	-	626000 231457
8	-	628000 231458
10	-	621000 231451
12	-	621200 231452

Access Tee Soc x Sp x Sp



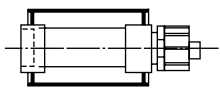
Dimension inches	significant Number	Product Code
1-1/2	4	544150 231425
2	4	544200 231426
3	6 x 4	540643 231421
4	8 x 4	540844 231422
6	10 x 4	541046 231423
8	12 x 4	541248 231424

Cleanout Sp



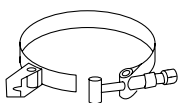
Dimension inches	significant Number	Product Code
1-1/2	-	L241 257232
2	-	L242 257235
3	-	L243 257238
4	-	L244 257241
6	-	L246 257244

Cleanout Assembly Soc



Dimension inches	significant Number	Product Code
1-1/2	4	484150 231383
2	4	484200 231384
3	6	486300 231385
4	8	488400 231386
6	10	481060 231381
8	12	481280 231382

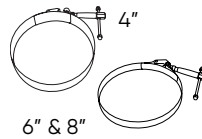
Primary Hub Clamp c/w Brass Nut



Dimension inches	significant Number	Product Code
1-1/2	-	L26101P 231741
2	-	L26102P 231742
3	-	523000 231411
4	-	L26104P 231743
6	-	L26106P 231744
8	-	L26108P 231745

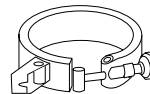
Dimension inches		significant Number	Product Code
Primary	Secondary		

Secondary Hub Clamp



Dimension inches	significant Number	Product Code
4"	-	L26104 257258
6	-	606000 231444
8	-	608000 231445

Secondary Hub Clamp



Dimension inches	significant Number	Product Code
-	10	601000 231441
-	12	601200 231442

IPEX Control Unit (Current Style)



Dimension inches	significant Number	Product Code
-	-	EHHL2600 257279

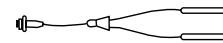
Kit includes hub clamps, 1-1/2" thru 6", connector cable & 5' link cable.

Connector Cable Old Style Machine – Complete Kit



Dimension inches	significant Number	Product Code
-	-	50802 231302

Connector Cable Current Style Machine



Dimension inches	significant Number	Product Code
-	-	50801 231301

Link Cable c/w EZ Connector



Length	significant Number	Product Code
2 ft. EZ	4	L26260 257268
5 ft. EZ	6	L26261 257269
10 ft. EZ	8	L26262 257270
15 ft. EZ	10	L26263 257271

Encase Link Cable c/w Link Lead



Length	significant Number	Product Code
5 ft.	-	50805 257124

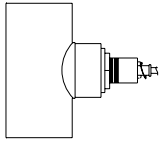
Encase components should only be joined using IPEX Control Units. NFRPP is the standard material of construction for all Encase components. FRPP is available on request.

PRODUCT SELECTION CHART – ENCASE

Dimension inches		significant Number	Product Code
Primary	Secondary		

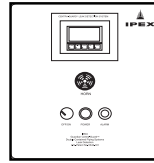
Dimension inches		significant Number	Product Code
Primary	Secondary		

Above Ground Leak Detection Station with Sensor



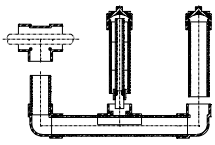
4	-	231834	231834
6	-	231835	231835
8	-	231836	231836
10	-	231837	231837

8 Zone Micro Processor Panel



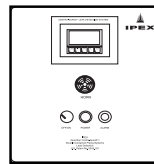
-	-	631188	631248
---	---	--------	--------

Below Ground Leak Detection Station with Sensor



4	-	231838	231838
6	-	231839	231839
8	-	231840	231840
10	-	231841	231841
12	-	231842	231842

16 Zone Micro Processor Panel



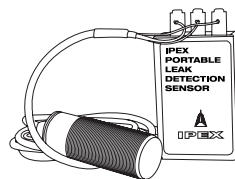
-	-	-	631249
---	---	---	--------

Leak Detection Jumper Cable



-	-	-	631186
---	---	---	--------

Portable Leak Detection Sensor



-	-	-	631253
---	---	---	--------

Encase components should only be joined using IPEX Control Units.
NFRPP is the standard material of construction for all Encase components. FRPP is available on request

ELECTRONIC LOW POINT LEAK DETECTION

Centra-Guard™

In many situations double containment protection by itself may not be enough. In these applications it is critical that a leak is immediately detected and located.

Although many different leak detection systems are available on the market today, only the Centra-Guard™ patented electronic low point leak-detection system offers a combination of advanced features:

KEY FEATURES

- No cables to string during installation
- No false alarms due to condensation
- Non-intrusive, re-usable capacitive proximity sensors with sensitivity adjustment
- NEMA 4X enclosed microprocessor control panel with audible and visual alarms
- LCD screen continuously reads system status and reports alarms
- HMI push buttons allow for history, status, and test screens to be accessed
- Multi-level password protection
- Standard output relay for direct communication with plant control systems

Centra-Guard electronic low point leak detection offers versatility, customization, and lower material, installation and maintenance costs when compared to cable leak detection.

APPLICATIONS

- Above-ground suspended pipeline applications, with sensors housed in a saddle-type clamp, as well as underground pipeline systems with drip leg assembly.

OVERVIEW

The basic concept behind electronic low point leak detection is that a Double contained piping system is designed with leak detection zones. Leak detection zones are essentially a drip leg in the containment piping. Each zone is monitored by a sensor that raises an alarm to warn operators that a leak has been detected. The IPEX Centra-Guard leak detection system will identify the type of alarm (i.e. leak or cable break), zone, and time and record it in non-volatile memory as well as relay the signal to a plant control system. This allows operators to quickly rectify the situation. Centra-Guard is the only non-intrusive leak detection system available on the market today. The sensor never comes in contact with the liquid media.



FOR PRICING CONTACT
YOUR IPEX REPRESENTATIVE.

CABLE LEAK DETECTION

IPEX PAL-AT

IPEX PAL-AT cable leak detection is a microprocessor based system that offers continuous cable leak detection. The system is fully automated and ideal for buried double containment piping applications that require exact leak location.

The IPEX PAL-AT continuous cable leak detection system compliments our Centra-Guard electronic low point leak detection system and adds extra versatility to our extensive double containment offering.

KEY FEATURES

- Coaxial Sensing Cable with adjustable sensitivity
- Microprocessor based monitoring unit capable of monitoring 2000, 5000, or 7500ft of cable per sensor string
- Panel will identify the type of alarm (leak/break/short/probe) as well as location within 5 feet of the source
- Backlit LCD providing constant system data
- Continuous monitoring even after a leak is detected

APPLICATIONS

- Underground pipeline systems that require exact leak location detection.

OVERVIEW

The basic concept behind cable leak detection is that a monitor detects any changes in the electrical properties of the cable caused by contact with a liquid. The cable is pulled through the interstitial space of the containment piping. The monitor then raises an alarm in the plant to warn operators that a leak has been detected. The IPEX PAL-AT detection system will pinpoint the leak and report its location. This allows operators to quickly rectify the situation.

FOR PRICING CONTACT
YOUR IPEX REPRESENTATIVE.



CHOOSE FROM A WIDE RANGE OF SYSTEM OPTIONS

IPEX offers an extremely wide array of materials and sizes. You can specify virtually any piping material to create a system that contains whatever corrosive or hazardous substance your application handles. If you don't see what you need listed here, call us! Other systems or sizes may be available, or we may have suggestions for substitutions.

SYSTEM			SYSTEM		
Carrier	Containment	Carrier SIZE inches	Carrier	Containment	Carrier SIZE inches
PVC 80	PVC 80	1/2 - 12	S40 A53 BLK SW	FRP	1/2 - 2
PVC 80	PVC 40	1/2 - 12	S40 A53 BLK SW	PVC 80	1/2 - 2
PVC 40	PVC 40	1/2 - 12	S80 A53B CS SW	PVC 80	1/2 - 2
PVC DWV	PVC DWV	1-1/2 - 12	S10 T304L SS BW	PVC 80	1/2 - 8
PVC 80	CS SCH 10	1/2 - 12	S10 T304L SS BW	PVC 40	1/2 - 8
CPVC 80	CPVC 80	1/2 - 8	S10 T304L SS BW	CPVC 80	1/2 - 8
CPVC 80	PVC 80	1/2 - 12	S10 T304L SS BW	FRP	1/2 - 12
CPVC 80	PVC 40	1/2 - 12	S10 T304L SS BW	S10 T304L	1/2 - 12
CPVC 80	CS SCH 10	1/2 - 12	S40 T316L SS BW	PVC 80	1/2 - 8
NAT PP 80	PVC 80	1/2 - 2	S40 T316L SS BW	CPVC 80	1/2 - 8
NAT PP 80	PVC 40	1/2 - 2	S40 T316L SS BW	FRP	1/2 - 12
RED PVDF 80	CPVC 80	1/2 - 2	S40 T304L SS SW	PVC 80	1/2 - 2
RED PVDF 80	PVC 80	1/2 - 2	S40 T304L SS SW	PVC 40	1/2 - 2
NAT PVDF 80	PVC 80	1/2 - 2	S40 T304L SS SW	CPVC 80	1/2 - 2
ENFUSION PP	PVC DWV	1/2 - 6	S40 T304L SS SW	FRP	1/2 - 2
S40 A53B CS BW	PVC 80	1/2 - 8	S10 T316L SS SW	PVC 80	1/2 - 2
S40 A106B CS BW	PVC 80	1/2 - 8	S10 T316L SS SW	CPVC 80	1/2 - 2
S80 A106B CS SW	PVC 80	1/2 - 8	S10 T316L SS SW	FRP	1/2 - 2
S40 A53B CS BW	FRP	1/2 - 12	S40 T304L SS BW	PVC 80	1/2 - 8
S40 A106B CS BW	FRP	1/2 - 12	S40 T304L SS BW	PVC 80	1/2 - 8
S80 A106B CS SW	FRP	1/2 - 2	S40 T304L SS BW	CPVC 80	1/2 - 8
S40 A53B THRD	PVC 40	1/2 - 2	S40 T304L SS BW	FRP	1/2 - 12
S40 A106 SMLS BW	PVC 40	1/2 - 8	S10 T316L SS BW	PVC 80	1/2 - 8
S40 A53 BLK BS	PVC 40	1/2 - 8	S10 T316L SS BW	CPVC 80	1/2 - 8
S80 A53 BLK SW	PVC 80	1/2 - 2	S10 T316L SS BW	FRP	1/2 - 12
S80 A53 BLK SW	FRP	1/2 - 2	S10 T304L SS SW	PVC 80	1/2 - 2
S40 A53 BLK SW	S40 A53 BLK	1/2 - 2	S10 T304L SS SW	PVC 40	1/2 - 2
S40 A106B CS SW	PVC 80	1/2 - 8	S10 T304L SS SW	CPVC 80	1/2 - 2
S80 A53B CS BW	PVC 80	1/2 - 8	S10 T304L SS SW	FRP	1/2 - 2
S80 A106B CS SW	PVC 80	1/2 - 8	S10 T304L SS SW	S10 T304L	1/2 - 2
S40 A106 CS SW	FRP	1/2 - 2	S40 T316L SS SW	PVC 80	1/2 - 2
S80 A53B CS BW	FRP	1/2 - 12	S40 T316L SS SW	CPVC 80	1/2 - 2
S80 A106B CS BW	FRP	1/2 - 2	S40 T316L SS SW	FRP	1/2 - 2
S40 A53B THRD	FRP	1/2 - 2	HARD COPPER	PVC 40	1/2 - 4
S40 A53 BLK CS	S40 A53 BLK CS	1/2 - 12	HARD COPPER	3000 FRP	1/2 - 4
S40 A53 BLK SW	PVC 40	1/2 - 2			

For more than 35 years, IPEX has been supplying industrial, commercial, school and hospital laboratories throughout North America with high-quality, easy-to-install acid waste systems designed to handle a wide variety of chemicals and pH levels. Our comprehensive line of dedicated acid waste conveyance, neutralization and monitoring systems offers innovative features not available with any other system. In fact, IPEX Enfield™ electrofusion and Labline® mechanical joint systems have long been recognized as the industry benchmark for performance and reliability, and are among the most widely specified systems in North America.

Also available through IPEX is the next generation, E-84 compliant Plenumline™ system, made of flame retardant PVDF for extremely demanding applications such as return-air plenums. The complete range of IPEX integrated total solutions for acid waste applications also includes our Neutratanke® neutralization tanks, Neutrasystem2™ pH monitoring system, Floway™ drains, and Encase™ double containment systems.

ACID WASTE PIPING SYSTEMS



Enfield Electrofusion Acid Waste Systems FRPP & NFRPP

98

Labline Mechanical-Joint Acid Waste System NFRPP

108

Floway Polypropylene Floor Drains

114

Plenumline Mechanical Joint Acid Waste System FR-PVDF

116

Neutratanke Neutralization Tank HDPE & PP

122

Neutrasystem 2™ pH Monitoring System

127



ENFIELD ELECTROFUSION ACID WASTE SYSTEMS

1-1/2" - 12"

ENFIELD™

Enfield electrofusion fittings are molded with an integral resistance wire in the socket, with jointing completed by energizing the resistance wire via a microprocessor controlled Enfusion Control Unit. The result of these innovations is an unparalleled level of joint reliability and repeatability. Enfield has proven over time that it produces the optimum level of performance where it matters most - at the joint interface. It offers unprecedented control of jointing - controlled fit, controlled temperature and controlled time.

ADVANTAGES

- 1 Positive reliable joints made in 2 minutes - installation time is reduced
- 2 Several joints can be made at one time
- 3 Proven reliability for over a decade
- 4 Enfield is manufactured from polypropylene which has an operating temperature range from -10°F to 180°F. With occasional exposure to 212°F; this allows systems to be flushed with boiling water
- 5 Heavy gauge resistance wire molded into sockets - no loose components, controlled fusion of joints
- 6 Easy connecting heavy duty socket terminal posts complete with protection ears
- 7 Microprocessor controlled Enfusion unit ensures secure joints and joint repeatability
- 8 Matched system - high quality pipe and fittings are matched to give ease of installation and long term reliability
- 9 Easy to install - even in difficult areas
- 10 Installed cost 50% less than glass
- 11 Breakage factor eliminated
- 12 Maintenance free

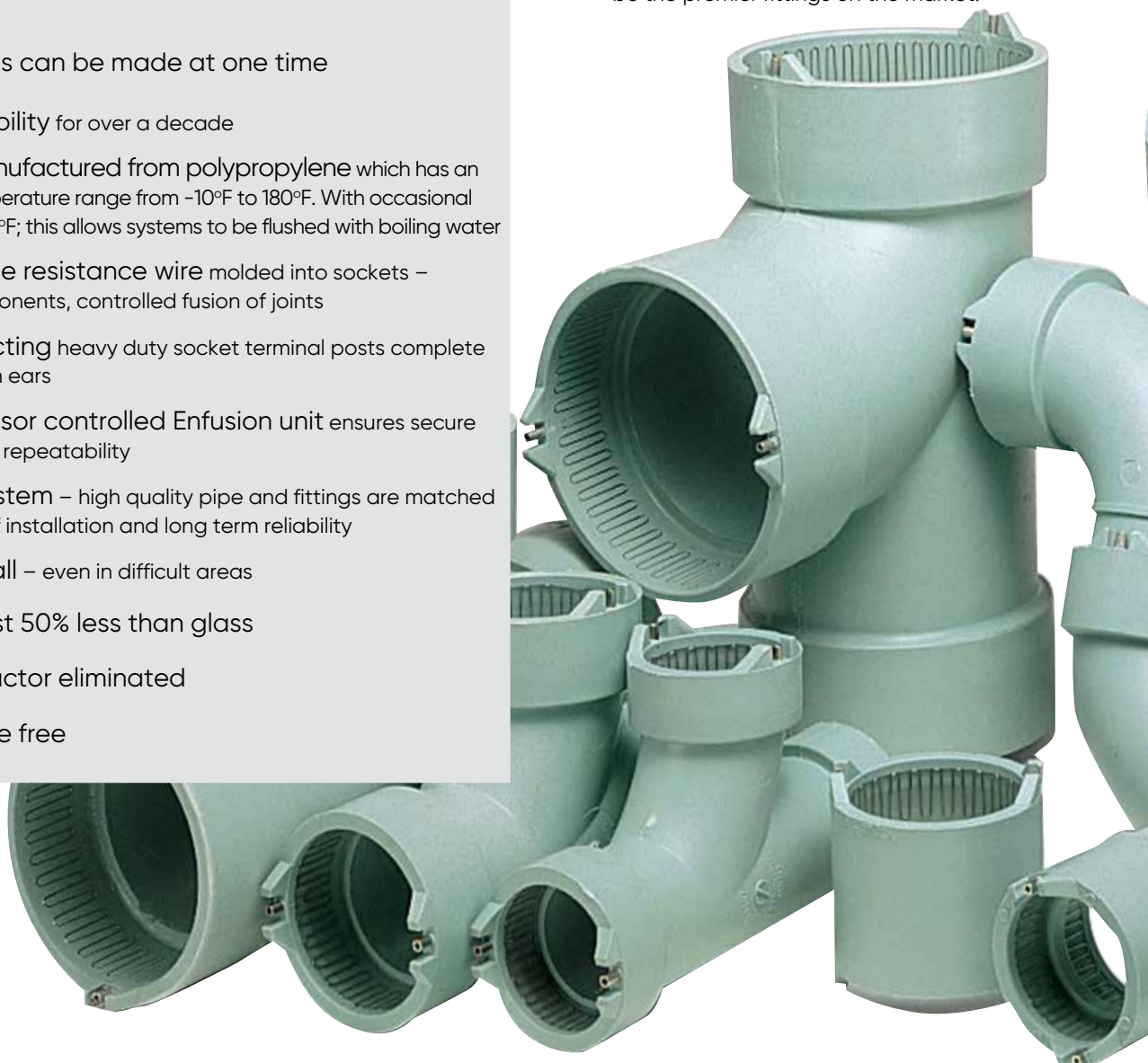
STANDARDS



NSF-approved
IAPMO-listed & CSA-certified
Meets ASTM F1412, D4101 and CSA B181.3

DID YOU KNOW?

Enfield™ offers polypro fittings, constructed with a heavy gauge resistance wire that is integrally molded into the socket. These are considered to be the premier fittings on the market.



SHORT FORM SPECIFICATIONS

GENERAL

Acid waste drain and vent system, as shown on drawings, shall be NSF listed and CSA certified Schedule 40, polypropylene as manufactured by IPEX. System to include pipe supplied in 10 ft. lengths (or 20 ft lengths if NFRPP is specified), fittings, traps and neutralization tanks from the same manufacturer. It shall also include recommended adapters to connect to other piping materials, where applicable.

MATERIAL

Pipe shall be made from NSF listed Type 110 or 210, flame retardant polypropylene conforming to ASTM D4101, with a maximum average flame spread of zero seconds and a maximum extent of burning of 13 mm, in accordance with ASTM D635. Matched fittings shall be made from NSF listed flame retardant polypropylene with average maximum burn time of 80 seconds and maximum extent of burning of 20 mm in accordance with ASTM D635.

If NFRPP pipe is specified, it shall be made from NSF 14 listed and CSA certified Schedule 40 PP as manufactured by IPEX. Pipe shall comply with ASTM F1412 and material used shall comply with the material requirements of ASTM D4101.

FITTINGS

Fittings shall be NSF listed and have an integral heavy gauge, nickel/chrome electrical resistance wire molded in place in the fitting body. Copper wire elements, loose wire or other loose joint components, are prohibited. Fittings shall be Enfield or approved equal.

JOINTS

Connections between polypropylene pipe and fittings shall be made using the Enfield joint. All joints shall have a fusion cycle controlled by a microprocessor operated, waterproof, Enfusion control unit equipped with input and output voltage sensors, ambient temperature sensors to automatically adjust fusion time and audible alarms to indicate cycle interruptions and completion of the joining process. The unit shall be capable of fusing multiple joints and with a minimum capability of eight 2" joints with the same fusion time as a single joint.

Connections between polypropylene and other piping materials shall be made using Enfield adapters according to manufacturer's (IPEX) recommendations. All electrofusion machines shall be third party certified by UL and CSA.

INSTALLATION AND TESTING

Installation and testing shall be in accordance with the contract drawings, the manufacturer's recommendations and the local plumbing codes. Testing with compressed air is prohibited. The entire system shall be installed free of stress and in proper alignment. Horizontal supports shall provide a wide bearing area and be free of burrs or sharp edges. Support spacings shall be in accordance with the manufacturer's recommendations and local plumbing codes. Vertical piping shall have riser clamps at each floor. Pipe supports should be installed so that horizontal piping is in uniform alignment and with a uniform slope of at least 1/8".



PRODUCT SELECTION CHART – ENFIELD

Dimension inches	Significant Number	Product Code
------------------	--------------------	--------------

AW Polypropylene Pipe Flame Retardant Sch 40



1-1/2	W001	146001
2	W002	146002
3	W003	146003
4	W004	146004
6	W006	146006
8	W008	146008
10	W010	146010
12	W012	146012

10' Lengths

Dimension inches	Significant Number	Product Code
------------------	--------------------	--------------

AW Polypropylene Pipe Flame Retardant Sch 40



1-1/2	W001-20	146031
2	W002-20	146032
3	W003-20	146033
4	W004-20	146034
6	W006-20	146036
8	W008-20	146038
10	W010-20	146040
12	W012-20	146042

20' Lengths

Note: 20' Schedule 40 FR pipe is a non-stock item available upon special request.

AW Polypropylene Pipe Flame Retardant Sch 80



1-1/2	WT001	146013
2	WT002	146014
3	WT003	146015
4	WT004	146016

10' Lengths

AW Polypropylene Pipe Flame Retardant Sch 80



1-1/2	WT001-20	146022
2	WT002-20	146023
3	WT003-20	146024
4	WT004-20	146025

20' Lengths

Note: 20' Schedule 80 FR pipe is a non-stock item available upon special request.

AW Polypropylene Pipe Black Non-Flame Retardant Sch 40



1-1/2	WB01	146101
2	WB02	146102
3	WB03	146103
4	WB04	146104
6	WB06	146106
8	WB08	146108
10	WB10	146110
12	WB12	146212

20' Lengths

AW Polypropylene Pipe Black Non-Flame Retardant Sch 80



1-1/2	WB1106	146201
2	WB1107	146202
3	WB1108	146203
4	WB1109	146204
6	WB1110	146206
8	WB1111	146208
10	WB1112	146210
12	WB1113	146211

20' Lengths

Black Non-Flame Retardant Enfield Coupling



2	L162B	257147
3	L163B	257150
4	L164B	257154
6	L166B	257158
8	L168B	257161
10	L1610B	257143
12	L1612B	257145

Coupling EJ



1-1/2	L161	257141
2	L162	257146
3	L163	257149
4	L164	257153
6	L166	257157
8	L168	257160
10	L1610	257142
12	L1612	257144

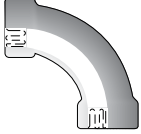
Fabricated Repair Coupling EJ

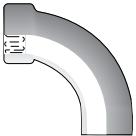



2	L162R	257148
3	L163R	257152
4	L164R	257156
6	L166R	257159
8	L168R	257295


IPEX components are dimensionally matched; do not install system of mixed brands without our expressed written consent.

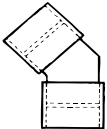
PRODUCT SELECTION CHART – ENFIELD


	Dimension inches	Significant Number	Product Code
	1-1/2	L171	257171
	2	L172	257172
	3	L173	257173
	4	L174	257174
	6	L176	257175


	Dimension inches	Significant Number	Product Code
	1-1/2	L281	257281
	2	L282	257282
	3	L283	257283
	4	L284	257284
	6	L286	257286


	Dimension inches	Significant Number	Product Code
	1-1/2	L191	257191
	2	L192	257194
	3	L193	257195
	4	L194	257196
	6	L196	257197

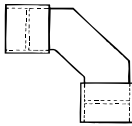
	Dimension inches	Significant Number	Product Code
	1-1/2	L211	257221
	2	L212	257222
	3	L213	257223
	4	L214	257224
	6	L216	257225

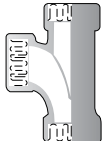
	Dimension inches	Significant Number	Product Code
	8	L198	257198
	10	L1910	257192
	12	L1912	257193

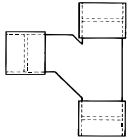
	Dimension inches	Significant Number	Product Code
	1-1/2	L181	257181
	2	L182	257184
	3	L183	257031
	4	L184	257032
	6	L186	257033

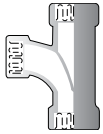
	Dimension inches	Significant Number	Product Code
	1-1/2	L291	257291
	2	L292	257293
	3	L293	257034
	4	L294	257035
	6	L296	257036

	Dimension inches	Significant Number	Product Code
	1-1/2	L291 A	257292

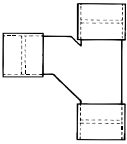
	Dimension inches	Significant Number	Product Code
	8	L188	257185
	10	L1810	257182
	12	L1812	257183

	Dimension inches	Significant Number	Product Code
	1-1/2	L201	257201
	2	L202	257206
	3	L203	257208
	4	L204	257211

	Dimension inches	Significant Number	Product Code
	6	L206	257214
	8	L208	257217
	10	L2010	257202
	12	L2012	257205

	Dimension inches	Significant Number	Product Code
	2 x 1-1/2	L2021	257207
	* 3 x 1-1/2	L2031	257209
	* 3 x 2	L2032	257210
	4 x 2	L2042	257212
	* 4 x 3	L2043	257213

* Assembled

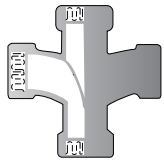
	Dimension inches	Significant Number	Product Code
	6 x 2	L2062	257215
	6 x 4	L2064	257216
	8 x 3	L2083	257163
	8 x 4	L2084	257218
	8 x 6	L2086	257219
	10 x 3	L20103	257164
	10 x 4	L20104	257203
	10 x 6	L20106	257204
	10 x 8	L20108	257165
	12 x 4	L20124	257166
	12 x 6	L20126	257167
	12 x 8	L20128	257168
	12 x 10	L201210	257169

IPEX components are dimensionally matched; do not install system of mixed brands without our expressed written consent.

PRODUCT SELECTION CHART – ENFIELD

Dimension inches	Significant Number	Product Code
------------------	--------------------	--------------

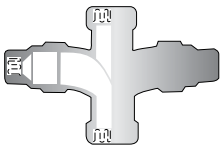
Double Sanitary Tee EJ



† 1-1/2	L351	257351
2	L352	257352
3	L353	257354
4	L354	257357

† Fabricated

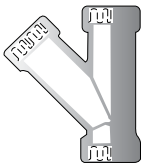
Reducing Double Sanitary Tee EJ



* 2 x 1-1/2	L3521	257353
* 3 x 1-1/2	L3531	257355
4 x 2	L3542	257358
* 4 x 3	L3543	257359

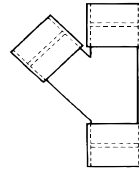
* Assembled

45° Wye EJ



1-1/2	L371	257371
2	L372	257390
3	L373	257394
4	L374	257400
6	L376	257406

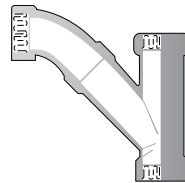
Fabricated Reducing Wye EJ



Dimension inches	Significant Number	Product Code
------------------	--------------------	--------------

8 x 2	L3782	257427
8 x 3	L3783	257415
8 x 4	L3784	257416
8 x 6	L3786	257421
10 x 3	L37103	257428
10 x 4	L37104	257373
10 x 6	L37106	257379
10 x 8	L37108	257380
12 x 3	L37123	257429
12 x 4	L37124	257383
12 x 6	L37126	257387
12 x 8	L37128	257388
12 x 10	L371210	257430

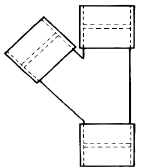
Combination Wye & 1/8 Bend (Long Turn Wye) EJ



* 1-1/2	L3715	257389
* 2	L3725	257392
* 3	L3735	257397
* 4	L3745	257403
* 6	L3765	257410

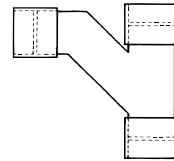
* Assembled

Fabricated 45° Wye EJ



8	L378	257414
10	L3710	257372
12	L3712	257381

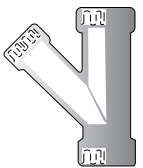
Fabricated Combination Wye & 1/8 Bend EJ



* 8	L3785	257417
* 10	L37105	257374
* 12	L37125	257384

* Assembled

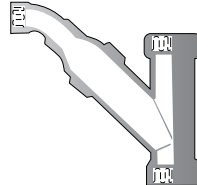
Reducing Wye EJ



2 x 1-1/2	L3721	257391
* 3 x 1-1/2	L3731	257395
3 x 2	L3732	257396
* 4 x 1-1/2	L3741	257425
4 x 2	L3742	257401
* 4 x 3	L3743	257402
* 6 x 1-1/2	L3761	257426
* 6 x 2	L3762	257407
* 6 x 3	L3763	257408
6 x 4	L3764	257409

* Assembled

Reducing Combination Wye & 1/8 Bend EJ



* 2 x 1-1/2	L37251	257393
* 3 x 1-1/2	L37351	257398
* 3 x 2	L37352	257399
* 4 x 1-1/2	L37451	257431
* 4 x 2	L37452	257404
* 4 x 3	L37453	257405
* 6 x 1-1/2	L37651	257432
* 6 x 2	L37652	257411
* 6 x 3	L37653	257412
* 6 x 4	L37654	257413

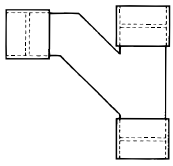
* Assembled

IPEX components are dimensionally matched; do not install system of mixed brands without our expressed written consent.

PRODUCT SELECTION CHART – ENFIELD

Dimension inches	Significant Number	Product Code
------------------	--------------------	--------------

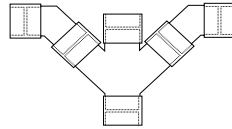
Fabricated Reducing Combination Wye & 1/8 Bend EJ



8 x 3	L37853	257418
8 x 4	L37854	257419
8 x 6	L37856	257420
10 x 3	L371053	257375
10 x 4	L371054	257376
10 x 6	L371056	257377
10 x 8	L371058	257378
12 x 3	L371253	257433
12 x 4	L371254	257434
12 x 6	L371256	257435
12 x 8	L371258	257386
12 x 10	L3712510	257385

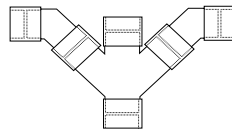
Dimension inches	Significant Number	Product Code
------------------	--------------------	--------------

Fabricated Double Combination Wye & 1/8 Bend EJ



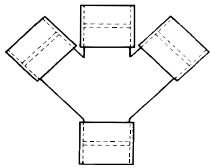
2	L3825	257447
3	L3835	257450
4	L3845	257455
6	L3865	257459

Fabricated Reducing Double Combination Wye & 1/8 Bend EJ




3 x 2	L38352	257451
4 x 2	L38452	257456

Fabricated Double 45° Wye EJ



2	L382	257445
3	L383	257448
4	L384	257452
6	L386	257457
8	L388	257460
10	L3810	257442
12	L3812	257462


True Wye EJ



1-1/2	**	L341	257341
-------	----	------	--------

** While quantities last. Obsolete when stock depleted.

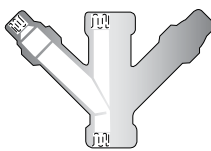
Reducing True Wye EJ



2 x 1-1/2	**	L3421	257343
3 x 2	**	L3432	257344

** While quantities last. Obsolete when stock depleted.

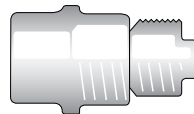
Reducing Double 45° Wye EJ



* 6 x 4	L3864	257458
---------	-------	--------

* Assembled

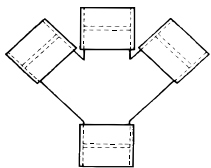
Cleanout P w/ Plug Sp



1-1/2	L241	257232
2	L242	257235
3	L243	257238
4	L244	257241
† 6	L246	257244

† Fabricated

Fabricated Reducing Double 45° Wye EJ



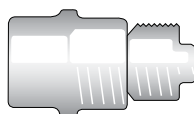
2 x 1-1/2	L3821	257446
3 x 2	L3832	257449
4 x 2	L3842	257453
4 x 3	L3843	257454
8 x 6	L3886	257461
10 x 4	L38104	257443
10 x 6	L38106	257463
10 x 8	L38108	257444
12 x 4	L38124	257464
12 x 6	L38126	257465
12 x 8	L38128	257466
12 x 10	L381210	257467

Cleanout Plug Male Thread



1-1/2	L241A	257233
2	L242A	257236
3	L243A	257239
4	L244A	257242

Cleanout w/ Brass Plug Sp



3	L2403	257247
4	L2404	257248

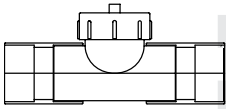
IPEX components are dimensionally matched; do not install system of mixed brands without our expressed written consent.

PRODUCT SELECTION CHART – ENFIELD

Dimension inches	Significant Number	Product Code
------------------	--------------------	--------------

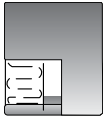
Fabricated Cleanout Tee EJ

Dimension inches	Significant Number	Product Code
1-1/2	L901	257551
2	L902	257552
3	L903	257553
4	L904	257554
6	L906	257555



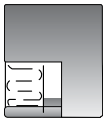
Molded Cap EJ

Dimension inches	Significant Number	Product Code
1-1/2	L639	257023
2	L640	257022



Fabricated Cap EJ

Dimension inches	Significant Number	Product Code
3	L643	257544
4	L644	257545
6	L646	257546
8	L648	257547
10	L6410	257542
12	L6412	257548



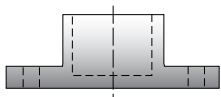
Flange - ASA 150 EJ

Dimension inches	Significant Number	Product Code
1-1/2	L361	257361
2	L362	257365
3	L363	257366
4	L364	257367
6	L366	257368



Fabricated Flange - ASA 150 EJ

Dimension inches	Significant Number	Product Code
8	L368	257369
10	L3610	257362
12	L3612	257363



Fabricated Blind Flange - ASA 150

Dimension inches	Significant Number	Product Code
8	L3688	257370
10	L361010	257360
12	L361212	257364



Dimension inches	Significant Number	Product Code
------------------	--------------------	--------------

Reducing Bushing Sp x EJ

Dimension inches	Significant Number	Product Code
2 x 1-1/2	L3912	257472
3 x 1-1/2	L3913	257473
3 x 2	L3923	257476
* 4 x 1-1/2	L3914	257474
4 x 2	L3924	257477
4 x 3	L3934	257479
6 x 1-1/2	L3916	257475
* 6 x 3	L3936	257480
6 x 4	L3946	257483
* 8 x 3 **	L3938	257481
* 8 x 4	L3948	257484
8 x 6	L3968	257486
* 10 x 4	L39410	257482
* 10 x 6	L39610	257485
10 x 8	L39810	257487
† 12 x 4	L39412	257489
† 12 x 6	L39612	257490
† 12 x 8	L39812	257488
† 12 x 10	L391012	257471



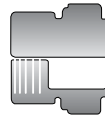
* Assembled

† Fabricated

** Discontinued when stock is depleted

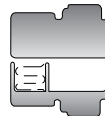
Adapter Female Thread x LN

Dimension inches	Significant Number	Product Code
1-1/2	L101	257101



Adapter EJ x LN

Dimension inches	Significant Number	Product Code
1-1/2	L111	257111



Male Adapter EJ x Male Thread

Dimension inches	Significant Number	Product Code
1-1/2	L141	257121
2	L142	257122




Female Adapter EJ x Female Thread

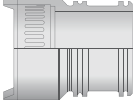
Dimension inches	Significant Number	Product Code
1-1/2	L151	257131
2	L152	257132
3	L153	257733
4	L154	257734

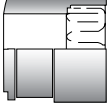


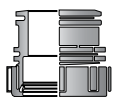
IPEX components are dimensionally matched; do not install system of mixed brands without our expressed written consent.

PRODUCT SELECTION CHART – ENFIELD

	Dimension inches	Significant Number	Product Code
	1-1/2	L451	257501
	2	L452	257502
	3	L453	257503
	4	L454	257504

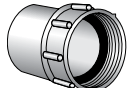
	Dimension inches	Significant Number	Product Code
	1-1/2	L461	257511

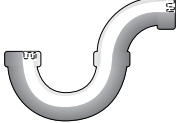
	Dimension inches	Significant Number	Product Code
	1-1/2	L460	257030
	† 2	L462	257512
	† 3	L463	257513
	† 4	L464	257514
	† Fabricated		

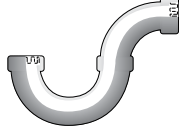
	Dimension inches	Significant Number	Product Code
	1-1/2	W461	156461
	2	W462	156462
	3	W463	156463
	4	W464	156464

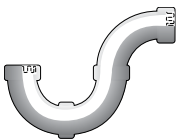
	Dimension inches	Significant Number	Product Code
	1-1/2 x 3	W303	257133
	1-1/2 x 12	W3012	257134
	c/w Spig x Brass Compression Ring		

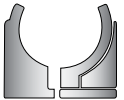
	Dimension inches	Significant Number	Product Code
	1-1/2 x 12	W5512	257090
	c/w Viton® Gasket		


	Dimension inches	Significant Number	Product Code
	1-1/2	W551	257093
	* 1-1/2	W551G	156450
c/w Viton® Gasket *Pregrooved for Labline. Nut and Olive are extra.			

	Dimension inches	Significant Number	Product Code
	1-1/2	L1021	257104
	2	L1022	257105
	Shipped as 2 pieces		

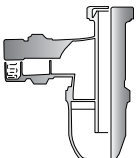
	Dimension inches	Significant Number	Product Code
	8	LT18	257566
	10	LT110	257562
	Shipped as 2 pieces		

	Dimension inches	Significant Number	Product Code
	3	LT13	257563
	4	LT14	257564
	6	LT16	257565
	Shipped as 3 pieces		

	Dimension inches	Significant Number	Product Code
	* 1-1/2	W251	156251
	* 2	W252	156252
	* Obsolete when stock depleted		

	Dimension inches	Significant Number	Product Code
	3/8	434305	437340
	1/2	434306	437341
	3/4	434307	437342
	1	434308	437343
	1-1/4	434309	437344
	1-1/2	434310	437345
	2	434311	437346
	2-1/2	434312	437347
	3	434313	437348
	4	434314	437349
6	434317	437432	

Note: 3/8" 1/2", 3/4" and 1" pipe clips are supplied without retaining bands.

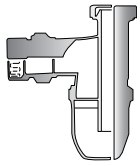
	Dimension inches	Significant Number	Product Code
	1-1/2	L501	257521
	1-1/2	L5011	257522

IPEX components are dimensionally matched; do not install system of mixed brands without our expressed written consent.

PRODUCT SELECTION CHART – ENFIELD

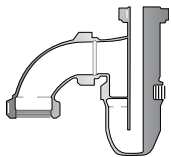
Dimension inches	Significant Number	Product Code
------------------	--------------------	--------------

Universal Trap - Clear Base, P Type EJ x Female Thread



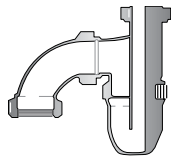
1-1/2	L511	257531
1-1/2	L5111	257532

Universal Trap - Solid Base, S Type EJ



1-1/2	L5015	257523
-------	-------	--------

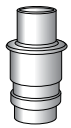
Universal Trap - Clear Base, S Type EJ



1-1/2	L5115	257533
-------	-------	--------

Note: 3" deep seal Universal Traps have 1-1/2" female threaded inlet which connect directly to Enfield cup sinks and sink outlets or can be adapted to other brands by means of adapters W121 and W131. All universal traps contain nitrile gaskets. Other special chemical resistance gaskets are available upon request.
*Universal traps are Anti-Siphon design

Fabricated Expansion Joint



3	L803	257107
4	L804	257108
6	L806	257109

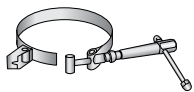
Enfusion Control Unit - Complete Kit



-	EHHL2600	257279
---	----------	--------

Kit includes hub clamps, 1 1/2" thru 6", connector cable & 5' link cable.

Enfusion Hub Clamp - New T Bar Handle & Bushing



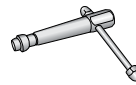
1-1/2	L26101	257254
2	L26102	257256
3	L26103	257257
4	L26104	257258
6	L26106	257259
8	L26108	257260
10	L261010	257255
12	L261212	257262

Enfusion Extension Pins

1-1/16	C3370890	257778
--------	----------	--------

Dimension inches	Significant Number	Product Code
------------------	--------------------	--------------

Stainless Steel T Handle for Hub Clamps



1-1/2 to 12	L2610T	257125
-------------	--------	--------

Oil Impregnated Brass Bushings for Clamps



1-1/2 to 12	L2610B	257094
-------------	--------	--------

Connector Cable - Current Style Machine



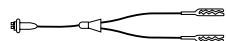
-	L26801	257278
---	--------	--------

Connector Cable - Old Style Machine



-	L26201	257263
---	--------	--------

Connector Cable - EZ Connector Cable



-	L26901	257294
---	--------	--------

Link Cable c/w EZ Connector



2 ft. EZ	L26260	257268
5 ft. EZ	L26261	257269
10 ft. EZ	L26262	257270
15 ft. EZ	L26263	257271

Link Cable c/w Link Lead



5 ft.	L26251	257265
10 ft.	L26252	257266
15 ft.	L26253	257267

Fuses

16 AMP	P52690	257801
--------	--------	--------

IPEX components are dimensionally matched; do not install system of mixed brands without our expressed written consent.

A Safe Place to Grow



IPEX Protects Your Investment

Certain environments demand fail-safe systems. No leaks. No risk. IPEX understands the complexity of design and installation for demanding **DOUBLE CONTAINMENT APPLICATIONS.**

And, unlike other manufacturers, our specialists are part of a division of IPEX dedicated solely to the design, production and installation of state-of-the-art double containment systems. With more than 30 years of experience and success, we are the proven experts.

The IPEX family of double containment systems includes: **Guardian™** PVC and CPVC, and **Clear-Guard™** PVC pressure and drainage systems, **Encase™** PolyPro drainage systems, **CustomGuard®**

FRP and metal pressure systems and **Centra-Guard™** leak detection systems.

Safety and environmental concerns are top priorities on today's industrial agenda.

Reduction of emissions, energy conservation and prevention of ground water contamination are some of the areas where regulations are increasingly defining an important line between utilization and exploitation of our planet's resources.



For most common chemical-waste or process applications, IPEX offers systems that are both simple yet highly advanced technologies.

LABLINE MECHANICAL JOINT ACID WASTE SYSTEMS

1-1/2" - 4"

LABLINE®

Labline (Mechanical Joint) has displaced the more expensive and difficult to install glass and metal systems. Gone is the need for fusing, caulking or welding of joints. Joining of the Labline System is complete in just 30 seconds and once the nut is locked into place, the end-user is assured of many years of trouble-free service. Yet, because it is a mechanical joint, the system can be easily dismantled and re-used, making it ideal for modular designs and for systems that may require re-modeling in the future.

STANDARDS



NSF-approved
IAPMO-listed & CSA-certified
Meets ASTM F1412, D4101 and CSA B181.3

DID YOU KNOW?

Both Labline® and Plenumline™ contain no-heat Elastolives™ for quick installation and high performance.

ADVANTAGES

- 1 30 second jointing – save on installation time
- 2 Proven reliability for over 30 years
- 3 Labline is manufactured from polypropylene which has an operating temperature range from -10°F to 180°F. With occasional exposure to 212°F; this allows systems to be flushed with boiling water
- 4 All plastic construction – no galvanic action, electrolysis or corrosion in the joint
- 5 Simple, inexpensive, non-temperamental tools
- 6 Easy to install, even in difficult areas
- 7 Mastered by plumbers in minutes. No pre-heating required to install olive
- 8 System changes during installation can be done without spoiling fittings
- 9 Can be disassembled and re-used
- 10 Ideal for modular systems
- 11 Ideal for remodeling
- 12 Matched system – high quality pipe and fittings are matched to give ease of installation and long term reliability



SHORT FORM SPECIFICATIONS

GENERAL

Acid waste drain and vent system, as shown on drawings, shall be NSF listed, Schedule 40, polypropylene as manufactured by IPEX to include pipe supplied in 10 ft. lengths (or 20 ft lengths if NFRPP is specified), and matched fittings, traps and neutralization tanks from the same manufacturer. It shall also include recommended adapters to connect to other piping materials, where applicable.

MATERIAL

Pipe shall be made from NSF listed Type 110 or 210, flame retardant polypropylene conforming to ASTM D4101, with a maximum average flame spread of zero seconds and a maximum extent of burning of 13 mm, in accordance with ASTM D635. Matched fittings shall be made from NSF listed flame retardant polypropylene with average maximum burn time of 80 seconds and maximum extent of burning of 20 mm in accordance with ASTM D635.

If NFRPP pipe is specified, it shall be made from NSF 14 listed and CSA certified Schedule 40 P as manufactured by IPEX. Pipe shall comply with ASTM F1412 and material used shall comply with the material requirements of ASTM D4101.

FITTINGS

Fittings shall be NSF listed, be of all plastic construction and be designed to lock into a machined groove on the mating piping. All fittings shall have integrally molded union connections. No metallic grab rings or clamps shall be allowed. Fittings containing EVA (ethylene vinyl acetate) are strictly prohibited. Couplings shall not be added to make mechanical joint fittings. Fittings shall be Labline or approved equivalent.

JOINTS

Connections between polypropylene pipe and matched fittings shall be made using the Labline Joint.

INSTALLATION AND TESTING

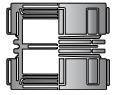
Installation and testing shall be in accordance with the contract drawings, the manufacturer's recommendations and the local plumbing codes. Testing with compressed air is prohibited. The entire system shall be installed free of stress and in proper alignment. Horizontal supports shall provide a wide bearing area and be free of burrs or sharp edges. Support spacings shall be in accordance with the manufacturer's recommendations and local plumbing codes. Vertical piping shall have riser clamps at each floor. Pipe supports shall be installed so that horizontal piping is in uniform alignment and with a uniform slope of at least 1/8" per foot, or in accordance with the local plumbing codes.



PRODUCT SELECTION CHART – LABLINE

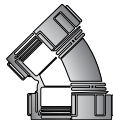
Dimension inches	Significant Number	Product Code
------------------	--------------------	--------------

Coupling



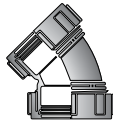
1-1/2	W161	156161
2	W162	156162
3	W163	156163
4	W164	156164

1/8 Bend (45°)



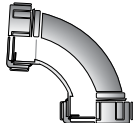
1-1/2	W191	156191
2	W192	156192
3	W193	156193
4	W194	156194

Loose Nut 1/8 Bend (45°) MJ x LN



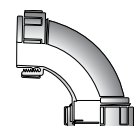
1-1/2	W211	156216
2	W212	156217
3	W213	156218
4	W214	156219

1/4 Bend (90°)



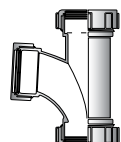
1-1/2	W181	156181
2	W182	156182
3	W183	156183
4	W184	156184

Loose Nut 1/4 Bend (90°) MJ x LN



1-1/2	W291	156291
2	W292	156292
3	W293	156293
4	W294	156294

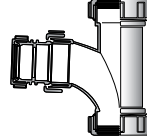
Sanitary Tee



1-1/2	W201	156201
2	W202	156203
3	W203	156206
4	W204	156210

Dimension inches	Significant Number	Product Code
------------------	--------------------	--------------

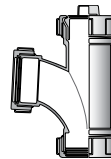
Reducing Sanitary Tee



* 2 x 1-1/2	W2021	156204
* 3 x 1-1/2	W2031	156207
* 3 x 2	W2032	156208
* 4 x 1-1/2	W2041	156211
* 4 x 2	W2042	156212
* 4 x 3	W2043	156213

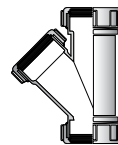
* Assembled

Cleanout Tee



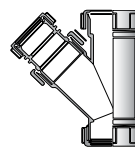
1-1/2	W2015	156202
2	W2025	156205
3	W2035	156209
4	W2045	156214

45° Wye



1-1/2	W371	156361
2	W372	156363
3	W373	156367
4	W374	156373

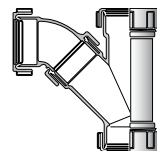
Reducing 45° Wye



* 2 x 1-1/2	W3721	156364
* 3 x 1-1/2	W3731	156368
* 3 x 2	W3732	156369
* 4 x 1-1/2	W3741	156374
* 4 x 2	W3742	156375
* 4 x 3	W3743	156376

* Assembled

Combination Wye & 1/8 Bend

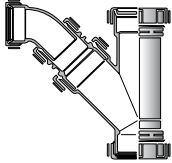


* 1-1/2	W3715	156362
* 2	W3725	156365
* 3	W3735	156370
* 4	W3745	156377

* Assembled

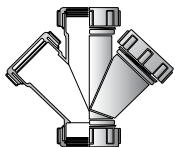
All Labline fittings are furnished assembled with Olives and Union Nuts. IPEX components are dimensionally matched; do not install system of mixed brands without our expressed written consent.

PRODUCT SELECTION CHART – LABLINE

	Dimension inches	Significant Number	Product Code
	* 2 x 1-1/2	W37251	156366
	* 3 x 1-1/2	W37351	156371
	* 3 x 2	W37352	156372
	* 4 x 1-1/2	W37451	156380
	* 4 x 2	W37452	156378
	* 4 x 3	W37453	156379

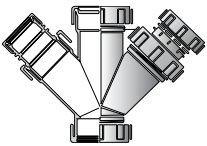
* Assembled

Double Wye



1-1/2	W381	156381
2	W382	156383
3	W383	156387
4	W384	156392

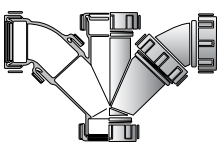
Reducing Double Wye



* 2 x 1-1/2	W3821	156384
* 3 x 1-1/2	W3831	156388
* 3 x 2	W3832	156389
* 4 x 1-1/2	W3841	156405
* 4 x 2	W3842	156393
* 4 x 3	W3843	156394

* Assembled

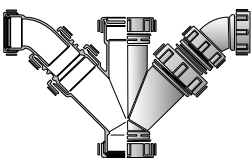
Double Wye & 1/8 Bend



* 1-1/2	W3815	156382
* 2	W3825	156385
* 3	W3835	156390
* 4	W3845	156395

* Assembled

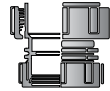
Reducing Double Wye & 1/8 Bend



* 2 x 1-1/2	W38251	156386
* 3 x 1-1/2	W38351	156406
* 3 x 2	W38352	156391
* 4 x 1-1/2	W38451	156407
* 4 x 2	W38452	156396
* 4 x 3	W38453	156408

* Assembled


Reducing Coupling LN x MJ



2 x 1-1/2	W3921	156397
3 x 1-1/2	W3931*	156398
3 x 2	W3932*	156400
4 x 1-1/2	W3941*	156399
4 x 2	W3942*	156401
4 x 3	W3943	156402

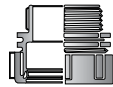
* Loose nut not furnished

Threaded Adapter Male Thread x Female Thread



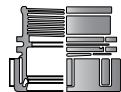
1-1/2 x 1-1/4	W121	156121
1-1/2 x 1-1/2	W131	156131

Male Adapter MJ x Male Thread



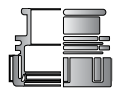
1-1/2	W141T	156141
2	W142	156142
3	W143	156143
4	W144	156144

Female Adapter MJ x Female Thread



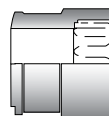
1-1/2	W151	156151
2	W152	156152

Glass Adapter MJ x Bead



1-1/2	W451	156451
2	W452	156452
3	W453	156453
4	W454	156454

Cast Iron Adapter EJ x Sp



1-1/2	L461	257511
† 2	L462	257512
† 3	L463	257513
† 4	L464	257514

† Fabricated

Duriron Adapter MJ x Spigot



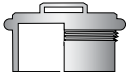
1-1/2	W461	156461
2	W462	156462
3	W463	156463
4	W464	156464

All Labline fittings are furnished assembled with Olives and Union Nuts. IPEX components are dimensionally matched; do not install system of mixed brands without our expressed written consent

PRODUCT SELECTION CHART – LABLINE

Dimension inches	Significant Number	Product Code
------------------	--------------------	--------------

Cleanout Plug



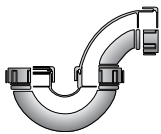
1-1/2	W241	156241
2	W242	156242
3	W243	156243
4	W244	156244

Vent Loop U Bend



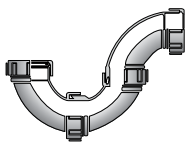
1-1/2	W1011	156101
2	W1012	156102

P Trap - 2 Piece



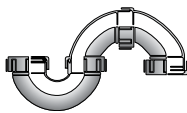
1-1/2	W1021	156103
2	W1022	156104

P Trap - 3 piece Long Radius



1-1/2	WT11	156711
2	WT12	156712
3	WT13	156713
4	WT14	156714

S Trap - 3 Piece



1-1/2	W1031	156105
2	W1032	156106

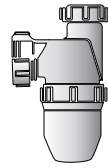
Running Trap - 3 Piece



1-1/2	W1041	156107
2	W1042	156108

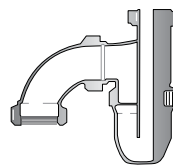
Dimension inches	Significant Number	Product Code
------------------	--------------------	--------------

Universal Trap Female Thread x MJ



1-1/2	W501	156501
*1-1/2	W511	156511
*Transparent Base		
-	W5112	156512
PP Base Only		
-	W5113	156513
Clear Base Only		
-	W5114	156514
O-ring Gasket Only		
-	W5116	156516
Top Assembly For W501 & W511		

Universal Trap, S-Type Female Thread x MJ



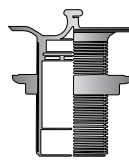
1-1/2	W5015	156502
* 1-1/2	W5115	156515

* Transparent Base

Note: 3" deep seal Universal Traps have 1-1/2" female threaded inlet which connect directly to Enfield cup sinks and sink outlets or can be adapted to other brands by means of adapters W121 and W131. All universal traps contain nitrile gaskets. Other special chemical resistance gaskets are available upon request.

*Universal traps are Anti-Siphon design

Sink Outlet w/ Plug



1-1/2 – 3-3/8	W301B (Black)	156303
1-1/2 – 2-7/8	W311B (Black)	156311
-	W3012B	156302
(Lock Nut For W301B)		

Sink Outlet Plug

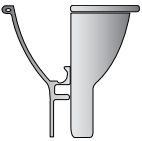
W3011B (Black)	156301
W3011W (White)	156305

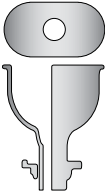
Sink Overflow

1-1/2	W321B (Black)	156321
-------	---------------	--------

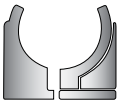
All Labline fittings are furnished assembled with Olives and Union Nuts. IPEX components are dimensionally matched; do not install system of mixed brands without our expressed written consent.

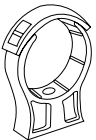
PRODUCT SELECTION CHART – LABLINE

	Dimension inches	Significant Number	Product Code
	6 x 4 Deep	W401B	156403
	4 x 4 Deep	W402	156404
	plug	W4011B	156409
	(Plug for W401B)		

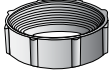
	Dimension inches	Significant Number	Product Code
	6 x 3	W497	156491
	9 x 3	W498	156493

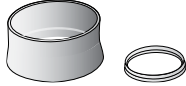
	Dimension inches	Significant Number	Product Code
	1-1/2	W601	156601


	Dimension inches	Significant Number	Product Code
	* 1-1/2	W251	156251
	* 2	W252	156252
	* Obsolete when stock depleted		


	Dimension inches	Significant Number	Product Code
	3/8	434305	437340
	1/2	434306	437341
	3/4	434307	437342
	1	434308	437343
	1-1/4	434309	437344
	1-1/2	434310	437345
	2	434311	437346
	2-1/2	434312	437347
	4	434314	437349

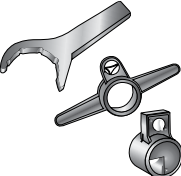
Note: 3/8" 1/2", 3/4" and 1" pipe clips are supplied without retaining bands.


	Dimension inches	Significant Number	Product Code
	1-1/2	W231	156231
	2	W232	156232
	3	W233	156233
	4	W234	156234

	Dimension inches	Significant Number	Product Code
	1-1/2	W221NH	156222
	2	W222NH	156113
	3	W223NH	156114
	4	W224NH	156115

	Dimension inches	Significant Number	Product Code
	1-1/2	W261	156109
	2	W262	156110
	3	W263	156111
	4	W264	156112

	Dimension inches	Significant Number	Product Code
	1-1/2	W2611	156264
	2	W2622	156266
	3	W2633	156268
	4	W2644	156270

	Dimension inches	Significant Number	Product Code
	1-1/2	W261CS	156263
	2	W262CS	156265
	3	W263CS	156267
	4	W264CS	156269

	Dimension inches	Significant Number	Product Code
	1 kg	-	156715

All Labline fittings are furnished assembled with Olives and Union Nuts. IPEX components are dimensionally matched; do not install system of mixed brands without our expressed written consent

FLOWAY POLYPROPYLENE FLOOR DRAINS

2" - 6"

FLOWAY™

For efficiently managing chemical spills, our Floway™ adjustable and non-adjustable polypropylene drain ports are specially designed to feed into IPEX acid waste systems.

ADVANTAGES

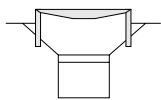
- ① Rated for pedestrian traffic and available in sizes from 2" to 6".
- ② Floway™ drains can be optionally configured with adjustable strainers, round funnels, sediment baskets and plain end or threaded outlets.
- ③ Adjustable feature allows easy leveling after pouring of finished floors



PRODUCT SELECTION CHART

Dimension Inches	Significant Number	Product Code
------------------	--------------------	--------------

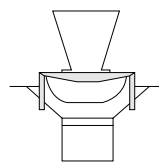
F1000 Series Adjustable Floor Drain



Enfield 2	F1201L	237001
Labline 2	F1201W	237075
3	F1301P	237011
4	F1401P	237021
6	F1601P	237031

Dimension Inches	Significant Number	Product Code
------------------	--------------------	--------------

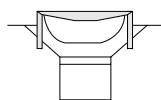
F1000 Series Adjustable Floor Drain



Enfield 2	F1203L	237003
Labline 2	F1203W	237077
3	F1303P	237013
4	F1403P	237023
6	F1603P	237034

w/ Sediment Basket and 6" Round Funnel

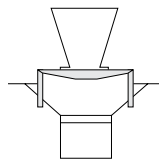
F1000 Series Adjustable Floor Drain



Enfield 2	F1202L	237002
Labline 2	F1202W	237076
3	F1302P	237012
4	F1402P	237022
6	F1602P	237033

w/ Sediment Basket

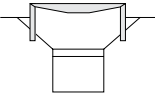
F1000 Series Adjustable Floor Drain

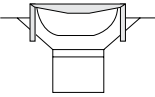


Enfield 2	F1204L	237004
Labline 2	F1204W	237078
3	F1304P	237014
4	F1404P	237024
6	F1604P	237032

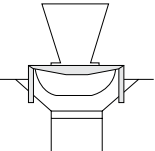
w/ 6" Round Funnel Only

PRODUCT SELECTION CHART – FLOWAY

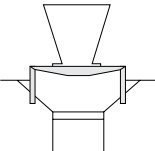
	Dimension Inches	Significant Number	Product Code
	Enfield 2	F4201L	237041
	Labline 2	F4201W	237079
	3	F4301P	237051
	4	F4401P	237061
	6	F4601P	237071

	Dimension Inches	Significant Number	Product Code
	Enfield 2	F4202L	237042
	Labline 2	F4202W	237080
	3	F4302P	237052
	4	F4402P	237062
	6	F4602P	237072

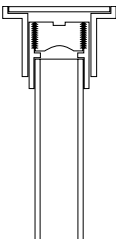
w/ Sediment Basket


	Dimension Inches	Significant Number	Product Code
	Enfield 2	F4203L	237044
	Labline 2	F4203W	237081
	3	F4303P	237053
	4	F4403P	237063
	6	F4603P	237073

w/ Sediment Basket & 6" Round Funnel

	Dimension Inches	Significant Number	Product Code
	Enfield 2	F4204L	237043
	Labline 2	F4204W	237082
	3	F4304P	237054
	4	F4404P	237064
	6	F4604P	237074

w/ 6" Round Funnel Only

	Dimension Inches	Significant Number	Product Code
	2	F2COB	237173
	3	F3COB	237174
	4	F4COB	237175
	*	F6COB	237177
	* 4" cleanout with 6" pipe outlet		

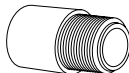
	Dimension Inches	Significant Number	Product Code
	3	P20036	237815
	4	P20037	237816
	6	P20038	237817

	Dimension Inches	Significant Number	Product Code
Blank Cover for F Series Drains	F1000 Series	P20034	237814
	F4000 Series	P20033	237813

	Dimension Inches	Significant Number	Product Code
Round Funnel	6	P20017	237810

	Dimension Inches	Significant Number	Product Code
Sediment Basket Strainer for F Series Drains	F1000 Series	P20016	237809
	F4000 Series	P20015	237808

	Dimension Inches	Significant Number	Product Code
Grid Strainers for F Series Drains	F1000 Series	P20013	237807
	F4000 Series	P20011	237806

	Dimension Inches	Significant Number	Product Code
	3	-	257091
	4	-	257092

	Dimension Inches	Significant Number	Product Code
FPT Tap for Priming Drain Assembly	3/8	-	237430
	1/2	-	237429

	Dimension Inches	Significant Number	Product Code
Trap Primer 12" Length w/FPT	2	-	257126
	3	-	257127
	4	-	257128

IPEX components are dimensionally matched; do not install system of mixed brands without our expressed written consent

PLENUMLINE MECHANICAL JOINT ACID WASTE SYSTEM

1-1/2" - 4"

PLENUMLINE™

Plenumline mechanical joint acid waste systems easily displace costly and difficult-to-install glass and metal systems. With Plenumline, time-consuming methods associated with conventional heavy and brittle systems are replaced by a time proven mechanical joint that takes only 30 seconds to complete. Once the Plenumline nut is locked in place, the end-user is assured of many years of trouble-free service. In addition, mechanical joint systems can easily be dismantled and re-used, making Plenumline ideal for modular designs and future expansions.

ADVANTAGES

- 1 Ideally suited to plenum applications
- 2 30-second joints shorten installation time
- 3 Manufactured from Flame Retardant PVDF, which has an operating temperature range from -40°F (-40°C) to 285°F (140°C). With this high upper limit, Plenumline systems can be flushed with boiling water.
- 4 All-plastic construction eliminates galvanic action, electrolysis and corrosion in the joint.
- 5 Easy to install, even in tight areas, by using simple, inexpensive tools. Mechanical joints are mastered by plumbers in minutes; no pre-heating is required to install the new blue elastolite.
- 6 Modularized design means Plenumline components can be disassembled and re-used. In addition, system modifications during installation can be performed without damaging fittings.
- 7 High-quality pipe and fittings are matched to simplify installation and extend long-term reliability.
- 8 Flame Retardant PVDF material exhibits a flame spread index of 5 and smoke development index of 35 as tested in accordance with ASTM E84 and UL723.

STANDARDS



IAPMO-listed
Meets ASTM F1673
Standard specification for Polyvinylidene Fluoride (PVDF) Corrosive Waste Drainage Systems.



i DID YOU KNOW?

IPEX Plenumline is a robust acid waste system, made from flame-retardant PVDF thermoplastic, designed for challenging conditions, including highly restrictive return air plenum applications and high-temperature corrosive chemical waste situations.



SHORT FORM SPECIFICATIONS

GENERAL

Acid waste drain and vent system, as shown on drawings, shall be IAPMO listed, Schedule 40, FR-PVDF as manufactured by IPEX to include pipe supplied in 10 ft. lengths and matched fittings, traps and neutralization tanks from the same manufacturer. It shall also include recommended adapters to connect to other piping materials, where applicable.

MATERIAL

Pipe and fittings shall be made from Kynar 740-02, flame retardant PVDF conforming to ASTM F 1673, with a limiting oxygen index (LOI) of 60, Resin must have a vertical burn rating of 94 V-0. Kynar 740-02 resin based on testing to ASTM E84 (UL 723) must have surface burning characteristics greater than or equal to a flame spread 5 and smoke development 35.

FITTINGS

Fittings shall be third party certified to ASTM F 1673 and ASTM E84, and IAPMO approved, be of all plastic construction and a tapered elastic retaining ring shall be designed to lock into a machined groove on the mating piping. All fittings shall have integrally molded union connections. No metallic grab rings or clamps shall be allowed. Fittings shall be Plenumline™ or approved equal.

INSTALLATION AND TESTING

Installation and testing shall be in accordance with the contract drawings, the manufacturer's recommendations and the local plumbing codes. Testing with compressed air including air booster over water is prohibited. The entire system shall be installed free of stress and in proper alignment. Horizontal supports shall provide a wide bearing area and be free of burrs or sharp edges. Support spacings shall be in accordance with the manufacturer's recommendations and local plumbing codes. Vertical piping shall have riser clamps at each floor. Pipe supports shall be installed so that horizontal piping is in uniform alignment and with a uniform slope of at least 1/8" per foot, or in accordance with the local plumbing code requirements.

PRODUCT SELECTION CHART – PLENUMLINE

Dimension Inches	Product Code
---------------------	-----------------

Pipe



1-1/2	W001P	147045
2	W002P	147046
3	W003P	147047
4	W004P	147048
6	W006P	147049

Coupling



1-1/2	W161P	157006
2	W162P	157007
3	W163P	157008
4	W164P	157009

1/8 Bend



1-1/2	W191P	157014
2	W192P	157015
3	W193P	157016
4	W194P	157017

Loose Nut 1/8 Bend LN x MJ



1-1/2	W211P	157024
2	W212P	157025
3	W213P	157026
4	W214P	157027

1/4 Bend



1-1/2	W181P	157010
2	W182P	157011
3	W183P	157012
4	W184P	157013

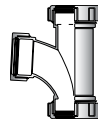
Loose Nut 1/4 Bend LN x MJ



1-1/2	W291P	157032
2	W292P	157033
3	W293P	157034
4	W294P	157035

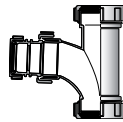
Dimension Inches	Product Code
---------------------	-----------------

Sanitary Tee



1-1/2	W201P	157018
2	W202P	157019
3	W203P	157020
4	W204P	157021

Reducing Sanitary Tee



* 2 x 1-1/2	W2021P	157022
* 3 x 1/12	W2031P	157065
* 3 x 2	W2032P	157023
* 4 x 2	W2042P	157067
* 4 x 3	W2043P	157068

* Assembled

Cleanout Tee



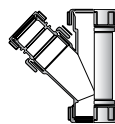
1-1/2	W2015P	157061
2	W2025P	157062
3	W2035P	157063
4	W2045P	157064

45° Wye



1-1/2	W371P	157036
2	W372P	157037
3	W373P	157038
4	W374P	157039

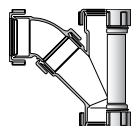
Reducing 45° Wye



* 2 x 1-1/2	W3721P	157069
* 3 x 1/12	W3731P	157073
* 3 x 2	W3732P	157070
* 4 x 2	W3742P	157071
* 4 x 3	W3743P	157072

* Assembled

Combination Wye & 1/8 Bend

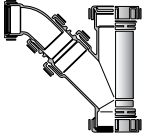


* 1-1/2	W3715P	157074
* 2	W3725P	157075
* 3	W3735P	157076
* 4	W3745P	157077

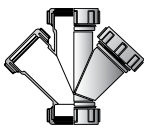
* Assembled

All fittings are furnished assembled with Olives and Union Nuts. IPEX components are dimensionally matched; do not install system of mixed brands without our expressed written consent.

PRODUCT SELECTION CHART – PLENUMLINE

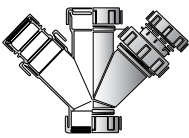
	Dimension Inches	Product Code	
	* 2 x 1-1/2	W37251P	157078
	* 3 x 1/12	W37351P	157079
	* 3 x 2	W37352P	157080
	* 4 x 2	W37452P	157081
	* 4 x 3	W37453P	157082
* Assembled			

Double 45° Wye (Fabricated)



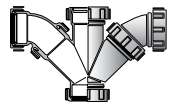
1-1/2	W381P	157049
2	W382P	157050
3	W383P	157051
4	W384P	157052

Reducing Double Wye



* 2 x 1-1/2	W3821P	157096
* 3 x 1/12	W3831P	157104
* 3 x 2	W3832P	157097
* 4 x 1-1/2	W38841P	157091
* 4 x 2	W3842P	157098
* 4 x 3	W3843P	157099
* Assembled		

Double Wye & 1/8 Bend



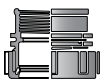
* 1-1/2	W3815P	157100
* 2	W3825P	157101
* 3	W3835P	157102
* 4	W3845P	157103
* Assembled		

Male Adapter MJ x Male Thread



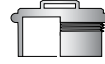
1-1/2	W141P	157002
2	W142P	157003

Female Adapter MJ x Female Thread



1-1/2	W151P	157004
2	W152P	157005

Cleanout Plug



1-1/2	W241P	157028
2	W242P	157029
3	W243P	157030
4	W244P	157031

U Bend for P-Trap



1-1/2	W1011P	157000
2	W1012P	157001

P-Trap 2 piece



1-1/2	W1021P	157083
2	W1022P	157084

P-Trap Long Radius 3 piece



1-1/2	WT11P	157085
2	WT12P	157086
3	WT13P	157087
4	WT14P	157088

Running Trap



1-1/2	W1041P	157089
2	W1042P	157090

Fabricated Cap



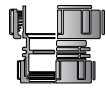
1-1/2	W641P	157053
2	W642P	157054
3	W643P	157055
4	W644P	157056

All fittings are furnished assembled with Olives and Union Nuts. IPEX components are dimensionally matched; do not install system of mixed brands without our expressed written consent

PRODUCT SELECTION CHART – PLENUMLINE

Dimension Inches	Product Code
---------------------	-----------------

Loose Nut - Reducing Coupling LN x MJ



2 x 1-1/2	W3921P	157040
3 x 1/12	W3931P	157041
3 x 2	W3932P	157042
4 x 2	W3942P	157043
4 x 3	W3943P	157044

Note: Loose Nut and Olive not furnished.


Flanges (Fabricated)



1-1/2	W361P	157057
2	W362P	157058
* 3	W363P	157059
4	W364P	157060

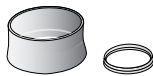
*While quantities last, Obsolete when stock depleted

Tail Piece Adapter Sp x Brass Compression Ring



1-1/2 x 12	W3012P	157105
------------	--------	--------

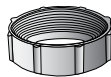
No Heat Elastolive Blue



1-1/2	W221NHP	157066
2	W222NHP	157106
3	W223NHP	157107
4	W224NHP	157108

Note: Blue olive nut is not interchangeable with the FRPP Yellow olive nut.

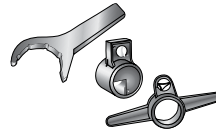
Union Nut



1-1/2	W231P	157109
2	W232P	157110
3	W233P	157111
4	W234P	157112

Dimension Inches	Product Code
---------------------	-----------------

Grooving Tool & Spanner Combination Set



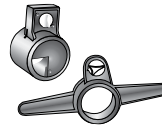
1-1/2	W261CS	156263
2	W262CS	156265
3	W263CS	156267
4	W264CS	156269

Spanner



1-1/2	W2611	156264
2	W2622	156266
3	W2633	156268
4	W2644	156270

Grooving Tool



1-1/2	W261	156109
2	W262	156110
3	W263	156111
4	W264	156112

Mechanical Joint Lubricant



1 kg	-	156715
------	---	--------

A goldfish is captured mid-air, jumping from a crowded fishbowl on the left into an empty fishbowl on the right. The background is a gradient of blue. The text 'Why swim with all the other fish?' is positioned in the upper right quadrant.

Why swim with
all the other fish?

IPEX Industrial – Tough Products for Tough Environments

THE IPEX SYSTEM ADVANTAGE

The IPEX advantage is obvious. Every plastic pipe, valve and fitting you need for any project; available from a single, reliable source.

Only IPEX offers a complete system of pipe, valves and fittings engineered and manufactured to IPEX's strict quality, performance and dimensional standards. Available in PVC, CPVC, ABS, and natural Polypropylene – for Process Piping, Double Containment, High-Purity, Acid Waste, and Compressed Air applications, as well as a full range of specialty products and systems.

LEADER IN THERMOPLASTIC PIPING SYSTEMS

IPEX designs and manufactures one of the world's most diverse lines of integrated thermoplastic piping systems. All engineered from the ground up to handle the full range of today's industrial, mechanical, municipal, and electrical applications.

An industry pioneer with more than 50 years of experience in plastic piping systems combined with progressive manufacturing technologies, efficient distribution centers and coast-to-coast customer support. When you choose IPEX, you can be confident that all your piping materials are backed by one company.

HDPE & POLYPROPYLENE NEUTRALIZATION TANKS

5 – 2000 gal

NEUTRATANK®

IPEX offers a complete range of Neutratan[®] neutralization tanks which are made of high-density polyethylene or polypropylene material with a one-piece rotationally molded, seamless construction, a bolt-down flanged top and combination Access cover. Neutratan[®]s are available in sizes from 5 gallons to 2,000 gallons to suit most potential design conditions.



DID YOU KNOW?

Neutratan[®]s are used for limestone neutralization of chemical waste prior to discharge into the sewer.

ADVANTAGES

- 1 Cylindrical and rectangular limestone neutralization tanks from 5 to 2000 gallons are available.
- 2 A variety of lids, inlets, outlets and accessories are offered.
- 3 Dilution tanks are available in 1, 2 and 5-gallon sizes.

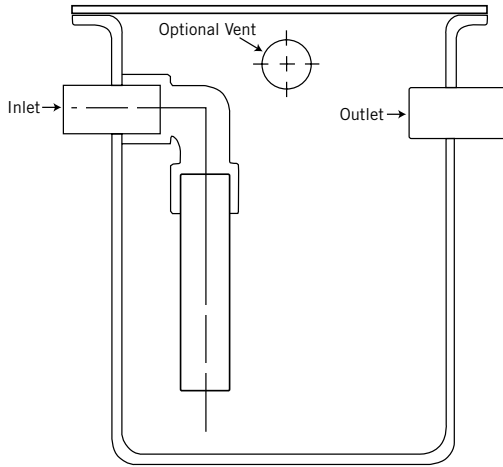
SHORT FORM SPECIFICATIONS

Contractor shall furnish and install HDPE (Polypropylene) Neutralization Tank. Tank shall be rotationally molded, seamless construction with flanged top and welded or bolt down cover, as supplied by IPEX. Tank shall be Neutratan[®] No. CT0100, having 100-gallon capacity complete with 3" inlet and outlet, and 1 1/2" vent connection. Tank to be 32" diameter x 42" high. Tank shall be installed in accordance with manufacturer's recommendations.

Contractor shall furnish and fill the tank prior to installation with limestone chips, as supplied by IPEX, to a level just below the tank outlet. Water should be added to the tank prior to placement of the limestone chips. equal to a flame spread 5 and smoke development 35.



PRODUCT SELECTION CHART – NEUTRALIZATION TANKS



Gallons	Inlet/Outlet Inches	Significant Number	Product Code
---------	---------------------	--------------------	--------------

HDPE Standard Domed Plain End

Gallons	Inlet/Outlet Inches	Significant Number	Product Code
5	1-1/2	T0005A	237211
5	2	T0005B	237212
15	2	T0015B	237222
15	3	T0015C	237223
30	2	T0030B	237232
30	3	T0030C	237233
30	4	T0030D	237234
55	3	T0055C	237243
55	4	T0055D	237244
100	3	T0100C	237252
100	4	T0100D	237253
150	3	T0150C	237281
150	4	T0150D	237282
200	3	T0200C	237411
200	4	T0200D	237412
275	3	T0275C	237130
275	4	T0275D	237124
360	3	T0360C	237125
360	4	T0360D	237126
360	6	T0360E	237497
500	3	T0500C	237135
500	4	T0500D	237136
500	6	T0500E	237498

HDPE HD Bolted Flat Plain End

Gallons	Inlet/Outlet Inches	Significant Number	Product Code
5	1-1/2	HDF005A	237183
5	2	HDF005B	237184
15	2	HDF015A	237185
15	3	HDF015B	237186
30	2	HDF030A	237187
30	3	HDF030B	237188
30	4	HDF030C	237189
55	3	HDF055A	237190
55	4	HDF055B	237191
100	3	HDF100A	237192
100	4	HDF100B	237193
150	3	HDF150A	237194
150	4	HDF150B	237195
200	3	HDF200A	237196
200	4	HDF200B	237197
275	3	HDF275A	237198
275	4	HDF275B	237199
360	3	HDF360A	237200
360	4	HDF360B	237201
360	6	HDF360C	237202
500	3	HDF500A	237203
500	4	HDF500B	237204
500	6	HDF500C	237205

HDPE Steel Pedestrian Plain End

Gallons	Inlet/Outlet Inches	Significant Number	Product Code
5	1-1/2	SP005A	237501
5	2	SP005B	237502
15	2	SP015A	237503
15	3	SP015B	237504
30	2	SP030A	237505
30	3	SP030B	237506
30	4	SP030C	237507
55	3	SP055A	237508
55	4	SP055B	237509
100	3	SP100A	237510
100	4	SP100B	237511
150	3	SP150A	237512
150	4	SP150B	237513
200	3	SP200A	237514
200	4	SP200B	237515
275	3	SP275A	237516
275	4	SP275B	237517
360	3	SP360A	237518
360	4	SP360B	237519
360	6	SP360C	237520
500	3	SP500A	237521
500	4	SP500B	237522
500	6	SP500C	237526

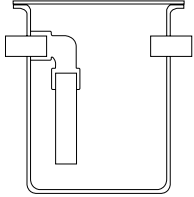
Standard Domed & HD Flat covers are not suitable for pedestrian traffic. Always use steel pedestrian covers. Neutraltanks are not rated for H-20 live loading. In areas requiring H20 loading, position the tank below a Department of Transportation approved manhole cover. Regular tanks and 700 to 2000 gallon cylindrical tanks are available on request.

PRODUCT SELECTION CHART – NEUTRALIZATION TANKS

Gallons	Inlet/ Outlet Inches	Significant Number	Product Code
---------	----------------------------	-----------------------	-----------------

Inlet / Outlet	Tank Size
----------------	-----------

Polypro HD Bolted Flat Plain End

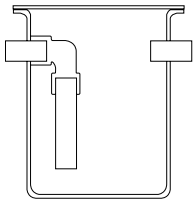


7	1-1/2	PPHDF005A	237206
7	2	PPHDF005B	237207
15	2	PPHDF015A	237208
15	3	PPHDF015B	237209
30	2	PPHDF030A	237210
30	3	PPHDF030B	237213
30	4	PPHDF030C	237214
55	3	PPHDF055A	237215
55	4	PPHDF055B	237216
100	3	PPHDF100A	237218
100	4	PPHDF100B	237220
150	3	PPHDF150A	237224
150	4	PPHDF150B	237225
200	3	PPHDF200A	237226
200	4	PPHDF200B	237228
275	3	PPHDF275A	237230
275	4	PPHDF275B	237235
360	3	PPHDF360A	237236
360	4	PPHDF360B	237238
360	6	PPHDF360C	237239
500	3	PPHDF500A	237240
500	4	PPHDF500B	237245
500	6	PPHDF500C	237246

Inlet / Outlet Tank Sizes & Connection Options

1-1/2" Plain End MPT, FPT, Flanged	5 gal to 55 gal
2" Plain End MPT, FPT, Flanged	5 gal to 150 gal
3" Plain End MPT, FPT, Flanged	15 gal to 500 gal
3" Flanged	30 gal to 500 gal
4" Plain End MPT, FPT, Flanged	30 gal to 2000 gal
6" Flanged	360 gal to 2000 gal

Polypro Steel Pedestrian Plain End



7	1-1/2	PPSP005A	237524
7	2	PPSP005B	237525
15	2	PPSP015A	237526
15	3	PPSP015B	237527
30	2	PPSP030A	237528
30	3	PPSP030B	237529
30	4	PPSP030C	237530
55	3	PPSP055A	237531
55	4	PPSP055B	237532
100	3	PPSP100A	237533
100	4	PPSP100B	237534
150	3	PPSP150A	237535
150	4	PPSP150B	237536
200	3	PPSP200A	237537
200	4	PPSP200B	237538
275	3	PPSP275A	237539
275	4	PPSP275B	237540
360	3	PPSP360A	237541
360	4	PPSP360B	237542
360	6	PPSP360C	237543
500	3	PPSP500A	237544
500	4	PPSP500B	237545
500	6	PPSP500C	237546

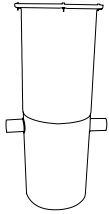
Standard Domed & HD Flat covers are not suitable for pedestrian traffic. Always use steel pedestrian covers. Neutraltanks are not rated for H-20 live loading. In areas requiring H20 loading, position the tank below a Department of Transportation approved manhole cover. Regular tanks and 700 to 2000 gallon cylindrical tanks are available on request.

PRODUCT SELECTION CHART – NEUTRALIZATION TANKS

Gallons	Ext Length Inches	Significant Number	Product Code
---------	-------------------	--------------------	--------------

Inlet/Outlet Inches	Significant Number	Product Code
---------------------	--------------------	--------------


HDPE Non-Adjustable Extension



5	6 to 9	PEEXT005	237462
15	6 to 14	PEEXT015	237463
30	6 to 24	PEEXT030	237464
55	6 to 31	PEEXT055	237465
100	6 to 35	PEEXT100	237466
150	6 to 43	PEEXT150	237467
200	6 to 43	PEEXT200	237468
275	6 to 42	PEEXT275	237469
360	6 to 42	PEEXT360	237470
500	6 to 54	PEEXT500	237471

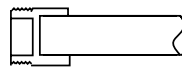
Polypro Non-Adjustable extensions are available upon request.

HDPE Plain End Vent



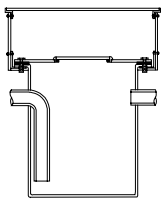
1-1/2	PEV150	237401
2	PEV200	237402
3	PEV300	237403
4	PEV400	237404

HDPE MPT Connection



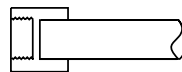
1-1/2	MPTC150	237421
2	MPTC200	237422
3	MPTC300	237423
4	MPTC400	237424

Variable Extension (2" of Vertical Adjustment)



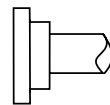
5/7	6 to 36	ADEXT005	237454
15	6 to 36	ADEXT015	237455
30	6 to 36	ADEXT030	237456
55	6 to 36	ADEXT055	237457
100	6 to 36	ADEXT100	237458
150	6 to 36	ADEXT150	237459
200	6 to 36	ADEXT200	237460
275	6 to 36	ADEXT275	237461

HDPE FPT Connection



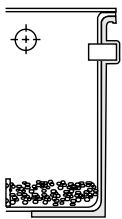
1-1/2	FPTC150	237431
2	FPTC200	237432
3	FPTC300	237433
4	FPTC400	237434

HDPE Flange Connection



1-1/2	FLC150	237121
2	FLC200	237131
3	FLC300	237141
4	FLC400	237142
6	FLC600	237500

FRP Overwrap



5/7	-	FRPO005	237440
15	-	FRPO015	237441
30	-	FRPO030	237442
55	-	FRPO055	237443
100	-	FRPO100	237444
150	-	FRPO150	237445
200	-	FRPO200	237446
275	-	FRPO275	237447
360	-	FRPO360	237448
500	-	FRPO500	237449

FRP Overwrap is for tanks without extensions. Please contact IPEX for FRP overwrap pricing on tanks with non-adjustable extensions.

PolyPro Plain End Vent



1-1/2	PEPP150	237109
2	PEPP200	237110
3	PEPP300	237113
4	PEPP400	237114

PolyPro MPT Connection



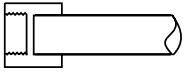
1-1/2	MPTPP150	237156
2	MPTPP200	237157
3	MPTPP300	237158
4	MPTPP400	237159

Standard Domed & HD Flat covers are not suitable for pedestrian traffic. Always use steel pedestrian covers. Neutraltanks are not rated for H-20 live loading. In areas requiring H20 loading, position the tank below a Department of Transportation approved manhole cover. Regular tanks and 700 to 2000 gallon cylindrical tanks are available on request.

PRODUCT SELECTION CHART – NEUTRALIZATION TANKS

Inlet/Outlet Inches	Significant Number	Product Code
---------------------	--------------------	--------------

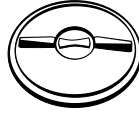
PolyPro FPT Connection



1-1/2	FPTPP150	237139
2	FPTPP200	237140
3	FPTPP300	237148
4	FPTPP400	237149

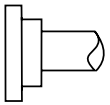
Inlet/Outlet Inches	Significant Number	Product Code
---------------------	--------------------	--------------

Threaded Manway



8	TMW008	237450
16	TMW016	237451
22	TMW022	237452

PolyPro Flange Connection



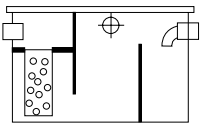
1-1/2	FLPP150	237116
2	FLPP200	237118
3	FLPP300	237120
4	FLPP400	237138

Neutralizing Agent Limestone Bags

50 lbs TC50 237321

NOTE: F.O.B. - Shipping Location

Solids Interceptor Tanks



12 x 24 x 24 (14 Gallons)	SI14	-
18 x 24 x 24 (44 Gallons)	SI44	-
24 x 24 x 30 (75 Gallons)	SI75	-

Tank Size	Loading (lbs.)
-----------	----------------

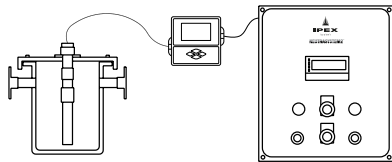
Limestone Loading Guide for Neutralization

5	50
15	125
30	250
55	500
100	1000
150	1500
200	2000
275	2500
360	3500
500	5250
700	8000
1000	10000
1250	12000
2000	18000

Diameter Inches	Significant Number	Product Code
-----------------	--------------------	--------------

Neutrasystem pH Monitoring & Recording System

pH Monitor w/ Tank & Alarm	TPH501	237371
pH Monitor w/ Tank & Alarm & Data Logger	TPH502	237331



Standard Domed & HD Flat covers are not suitable for pedestrian traffic. Always use steel pedestrian covers. Neutratanks are not rated for H-20 live loading. In areas requiring H2O loading, position the tank below a Department of Transportation approved manhole cover. Regular tanks and 700 to 2000 gallon cylindrical tanks are available on request.

NEUTRASYSTEM 2™ PH MONITORING SYSTEM

NEUTRASYSTEM2™

Neutrasystem 2 ensures that discharges into the sewer are maintained within acceptable pH parameters by neutralizing the acidic waste with limestone chips. The system continuously samples the downstream flow while keeping an accurate, permanent record of pH discharge levels (optional). The monitoring device will warn maintenance personnel, (visually and audibly), when pH discharges outside acceptable parameters are sensed. Once alerted, maintenance personnel can quickly and easily recharge the main IPEX Neutratanke with limestone chips through the access cover incorporated into the tank's design.


The system incorporates the following features:

pH MONITORING, RECORDING AND ALARM SYSTEM

- UL 508 Listed, NEMA 4X enclosure with hinged front, padlockable hasps, and wall mount flange
- 110/120 VAC input power supply (1.2fA) with 2 amp fuse with blown fuse indicator and resettable GFCI.
- Key lock off-on switch on door.
- Control power has 2 amp fuse with blown fuse indicator (24VDC class 2).
- Intermittent alarm horn, (sonalert type), and alarm silencing switch. The alarm horn is activated when the probe senses a pH above or below the set parameters, and will remain on until the alarm silencing switch is activated.
- Ethernet output for pH level and alarm in current time. (optional)
- Data logger to record pH values with date and time (optional)
- Large 4 digit pH value display with operator buttons for alarm settings (High pH value, Low pH value to energize the alarm)
- "Power ON" white LED pilot light.
- "pH HIGH Alarm" LED red light/ button to press to acknowledge.
- "pH LOW Alarm" LED red light/ button to press to acknowledge.
- Series 6510 submersible, pH electrode with chemically resistant CPVC body, viton O-rings and twist- lock connection providing easy maintenance
- 5-gallon high density polyethylene, one-piece construction, rotationally molded sample tank.

INFORMATION

For detailed Operating, Maintenance and Calibration Procedures for Neutrasystem 2, please contact IPEX.



IPEX Neutrasystem 2 uses a CPVC submersible electrode (sensor) with automatic temperature compensation. The sensor has a flat surface junction to minimize fouling. The reference is sealed to minimize dryout and eliminate refilling solution. The sensor is connected to a preamplifier via a 1/4 turn quick disconnect. The preamplifier has an attached cable (25') and comes preattached to the pH calibrator that can be mounted near the tank (wall mount plate attached; other mounting options available with included hardware: pipe mount, DIN rail mount, panel mount).



PH ELECTRODE

Storage

The pH electrode is shipped in a soaker bottle containing a solution of pH 4 buffer and potassium chloride. The electrode should remain in the bottle until it is ready to use. If the electrode is used infrequently, the cap, bottle and solution should be saved and the electrode stored in it. Store the pH electrode in a pH 4 buffer solution if the soaking solution is discarded. Do not use distilled or deionized water as this will drastically reduce the electrode lifespan. Remove the cap and o-ring on the soaker bottle before use.

Maintenance

pH electrodes have a thin glass surface. Care should be taken so that the glass does not become scratched or broken. After exposure to a sample, buffer or rinse solution, carryover can be minimized by blotting – never by wiping – the electrode with a clean, non-abrasive paper or a clean cloth towel. Do not use a brush on pH glass. As a rinse solution, use a part of the next sample or buffer which is to be measured. This action will also minimize contamination from carryover.

Replacement

All pH electrodes age with time. Aging is characterized by shortened span and slower speed of response. Electrodes should be replaced when their readings cannot be corrected by the meter's controls and/or when their speed of response is too slow for the application for which they are being used. The frequency of electrode replacement is a function of the application; electrodes operating in hot liquids at very high or very low pH values will have shorter lives than those operating at neutral pH and ambient temperature. Coatings on an electrode's surface prevent new liquids from contacting an electrode's measuring surface and can mimic the effects of electrode aging. Before concluding that an electrode needs replacing, check its surface for coatings.

Calibration

The frequency of calibration is solely the responsibility of the user. At a new installation, calibration might be checked every few hours or shift, with the calibration changes noted in a log. As a pattern of longer stability is found, the time between calibration checks can

be increased to once a day or once a week. Once a week is the longest recommended interval between calibrations.

- The pH electrode and pH controller should always be calibrated as a system.
- Only buffer solutions of 4, 7 and 10 are acceptable.
- Before placing the electrode in a new buffer, use an absorbent paper towel or clean absorbent cloth to blot – not wipe – off any liquid that clings to the electrode. This action will minimize carryover that could contaminate the buffer.
- Always use fresh buffers. Safely dispose of the buffers after they have been used for calibration. Do not return them to their bottles. This action could contaminate the buffers.
- Stir the electrode in the buffer to make sure that the fresh buffer quickly reaches the electrode's measuring surface.
- Allow time for the reading to stabilize. In general, with new electrodes, stable readings in the buffer solution are obtained in 10-15 seconds.

Cleaning

Coating of an electrode's measuring surface can lead to incorrect readings, including shortened span and slower response times. The type of coating determines the type of cleaning technique. When using chemicals or solvents, care should be taken and appropriate eye, face, hand and/or respiratory protection should be used.

Soft Coatings can be removed by vigorous stirring, by use of a squirt bottle or, very carefully, by gently wiping with a soft, clean non-abrasive paper or cloth. Do not use any brush or abrasive cleaner on pH glass.

Hard Coatings should be chemically removed. The chemical used to remove the coating should be the least harsh chemical that dissolves the coating in one or two minutes and does not attack the electrode's material of construction.

Oily or Organic Coatings are best removed with detergents or an appropriate solvent that does not attack the electrode's material of construction.

IPEX offers two compressed air systems designed to meet the requirements of a wide range of applications.

When you specify a high-performance piping systems from IPEX, you get the added benefits of a complete piping solution that is engineered for total integration, and backed by comprehensive, coast-to-coast support – all from one reliable source.

COMPRESSED AIR SYSTEMS



Duraplus Airline

130

Duratec Airline

136

DURAPLUS AIR-LINE SYSTEM

1/2" - 4" (20mm - 110mm)



Compressed air, a major source of industrial energy, is being used increasingly in both the manufacturing and processing industries. There, its distinct advantages of cleanliness, flexibility, safety and economy of use (compared with other energy sources) are fully exploited.

Modern process equipment, pneumatic controls and instrumentation demand a supply of clean, uncontaminated air and this has prompted the development in recent years of more advanced designs of compressors and ancillary equipment.

Duraplus Air-Line is manufactured from a specially formulated Acrylonitrile Butadiene Styrene (ABS) blend that has a high performance co-extruded liner which greatly enhances its mechanical and chemical properties. Duraplus fittings are manufactured using an alloy blend of ABS and the liner material, ensuring high performance of the whole system.

APPLICATIONS

- Plant air
- Valve actuation
- Ventilation

STANDARDS



ASTM D2282

ADVANTAGES

- 1 Safety**
The Butadiene component of Duraplus Air-Line contributes resistance to accidental damage and prevents material fracture should the pipe be subjected to severe impact. Duraplus has been designed and tested to withstand impact for a large range of temperatures and has a design life of 30 years with a factor of safety of 2:1.
- 2 Wide Range of Applications**
The advanced liner and ABS material combination protects against stray chemicals which may sometimes cause problems for ordinary systems. Duraplus Air-Line is now compatible with even more compressor lubricants.
- 3 Low Installation Costs**
Duraplus Air-Line pipe reduces costs on a typical installation not only for materials but also for labor and transportation costs when compared to traditional materials. The reason? Its lightweight construction and simple assembly procedures. Like all thermoplastics, Duraplus is easily handled, stored, cut, joined and installed. As a result, project costs for installed Duraplus systems are significantly lower. Requirements for heavy installation equipment are also eliminated.
- 4 Clean**
Duraplus products are packaged to protect the surface finish of the pipe and fittings and to prevent contamination before use. The smooth liner of Duraplus Air-Line cannot rust, corrode or form loose scale, ensuring air remains clean throughout the life of the system.
- 5 Smooth Interior**
Less friction means lower pressure drops and higher flow rates allowing for smaller pipe diameters to be used in some cases.
- 6 Ease of Use**
Duraplus Air-Line is one sixth the weight of steel and can be joined by solvent welding for easy on-site modifications and repairs without requiring special training or equipment.
- 7 Leak Free System**
Correctly made solvent welded joints are leak free and can greatly reduce running costs.
- 8 Metric Sized & Color Coded**
Duraplus Air-Line is metric sized to prevent mixing with I.P.S. sized PVC and CPVC pipe. Also the Duraplus Airline is color coded blue to comply with the ISO standards for compressed air products.
- 9 Proven**
From manufacturing to the marketplace, Duraplus Air-Line is supported by the technical experience gained through over 30 years of thermoplastic pressure piping production. Both raw material and finished Air-Line products are subjected to rigorous tests, including aging, weathering and stressed environmental tests, to ensure complete system integrity over the designed operating life.





DID YOU KNOW?

Duraplus Air-Line is corrosion-resistant and features metal-to-ABS special adapter fittings, single and multi-port wall brackets, high-efficiency dropper bends and blue color-coding for easy identification.

SHORT FORM SPECIFICATIONS

GENERAL

Duraplus ABS Air-Line is designed for industrial compressed air pipe applications where the extremely high-impact resistance and ductility of the material offers some insurance against internal and external shock loadings and site abuse conditions. Its unique combination of ABS properties –non-toxicity, purity, corrosion- and chemical-resistance, toughness, low-hydraulic resistance, and the ability to perform over a wide temperature range 40°F – 120°F (4°C – 49°C), ensures excellent in-service performance and system life.

MATERIAL SPECIFICATIONS

Pipe shall be manufactured from an Acrylonitrile Butadiene Styrene (ABS) blend, with a co-extruded liner. Fitting shall be manufactured from an ABS blend.

Material for both pipe and fittings shall be designed with a 2 to 1 safety factor for a 30 year lifespan when operated under continuous pressure. Pipe and fittings are capable of withstanding a continuous working pressure of 185 psi at 73°F (1275 kPa at 23°C) in accordance with ASTM D2282 and carry a DIN 4102-B2 fire rating.

The material shall have an izod impact resistance value of no less than 8.5 ft.lb/in at 73°F when tested in accordance with ASTM D256, method 'A'. Pipe bore contains a co-extruded liner and fittings are manufactured using an alloy blend of ABS and the liner material.

PIPE

Pipes shall be designed in metric sizes that comply with the dimensional requirements of DIN 8062, and ISO 161/1.

FITTINGS

Fittings shall be of the socket type, designed for solvent welding as supplied by IPEX.

Fittings shall be designed and manufactured to withstand the continuous pressures applicable to the maximum pressure rating of the pipe. The sockets and fittings shall have a 0° 30' taper, the diameter decreasing from the mouth to the root.

BALL VALVES – VKD

The valve body, stem, ball and unions shall be made of Duraplus® ABS compound which shall meet or exceed the requirements of cell classification 43234 according to ASTM D3965.

Ball valves shall be double-blocking type with o-ring cushions under the PTFE seats, in-line micro adjustment capability and incorporate a spanner wrench in the handle.

BUTTERFLY VALVES – FK

The valve body shall be made of glass reinforced polypropylene (GRPP) obtained from homopolymer polypropylene (PPH).

The valve disc shall be made of ABS compound.

All butterfly valves shall have non wetted stainless steel shafts and a wafer or lug design with ANSI 150 flange connections. The liner shall completely isolate the valve body from the process flow and act as a flange gasket on both sides of the valve.

SOLVENT CEMENT

All joints shall be made with Blue Duraplus Air-Line ABS solvent cement as supplied by IPEX. The solvent cement shall be designed to withstand continuous applied pressures up to 185 psi at 73°F.

DESIGN AND INSTALLATION

The design and installation of ABS pressure systems shall be performed in accordance with the recommendations detailed in the Handling and Installation section of this manual and in local and national regulations where applicable. To ensure the full integrity of the completed system, all components shall be supplied by IPEX.



PRODUCT SELECTION CHART – DURAPLUS AIRLINE

Dimension		Significant Number	Product Code
inches	mm		

Pipe – 16.4 ft lengths



1/2	20	554306	446045
3/4	25	554307	446046
1	32	554308	446047
1-1/2	50	554310	446048
2	63	554311	446049
3	90	554313	446050
4	100	554314	446051

Dropper Bend Sp



1/2	20	312306	437259
3/4	25	312307	437260
1	32	312308	437261


Cobra Pipe Clip



1/2	20	434306	437341
3/4	25	434307	437342
1	32	434308	437343
1-1/2	50	434310	437345
2	63	434311	437346
3	90	434313	437348
4	110	434314	437349
6	–	434317	437432

Note: 1/2", 3/4" and 1" pipe clips are supplied without retaining

Coupling Soc



1/2	20	100306	437026
3/4	25	100307	437027
1	32	100308	437028
1-1/2	50	100310	437029
2	63	100311	437030
3	90	100313	437032
4	110	100314	437033

Dimension		Significant Number	Product Code
inches	mm		

Imperial/Metric Socket Adapter Soc x Soc (gray ABS)



1/2 x 20	345102	337371
3/4 x 25	345103	337372
1 x 32	345104	337373
1-1/2 x 50	345106	337374
2 x 63	345107	337375
3 x 90	345109	337376
4 x 110	345110	337377

90° Elbow Soc



1/2	20	115306	437111
3/4	25	115307	437112
1	32	115308	437113
1-1/2	50	115310	437114
2	63	115311	437115
3	90	115313	437117
4	110	115314	437118

45° Elbow Soc




1/2	20	119306	437128
3/4	25	119307	437129
1	32	119308	437130
1-1/2	50	119310	437131
2	63	119311	437132
3	90	119313	437134
4	110	119314	437135

90° Bend Soc



3/4	25	118307	437120
1	32	118308	437121
1-1/2	50	118310	437122
2	63	118311	437123
3	90	118313	437125
4	110	118314	437126

Cap Soc




1/2	1/2	149306	437192
3/4	3/4	149307	437193
1	1	149308	437194
1-1/2	1-1/2	149310	437195
2	2	149311	437196
3	3	149313	437198
4	4	149314	337001

Certain compressor and lubricant oils will damage your Duraplus Air-Line installation. Before using any oils in the system contact IPEX to obtain a list of recommended oils or to confirm individual oil suitability.

PRODUCT SELECTION CHART – DURAPLUS AIRLINE

	Dimension		Significant Number	Product Code
	inches	mm		

Tee – Equal Soc




1/2	20	122306	437151
3/4	25	122307	437152
1	32	122308	437153
1-1/2	50	122310	437154
2	63	122311	437155
3	90	122313	437157
4	110	122314	437158

Tee – Reducer Soc



3/4 x 1/2	25 x 20	124415	437161
1 x 1/2	32 x 20	124418	437163
1 x 3/4	32 x 25	124419	437164
1-1/2 x 1/2	50 x 20	124424	437166
1-1/2 x 3/4	50 x 25	124425	437167
1-1/2 x 1	50 x 32	124426	437168
2 x 3/4	63 x 25	124429	437169
2 x 1	63 x 32	124430	437170
2 x 1-1/2	63 x 50	124432	437171

Reducer Bushing Soc



3/4 x 1/2	25 x 20	109415	437051
1 x 3/4	32 x 25	109419	437053
1-1/2 x 1/2	50 x 20	109424	437055
1-1/2 x 3/4	50 x 25	109425	437056
1-1/2 x 1	50 x 32	109426	437057
2 x 3/4	63 x 25	109429	437059
2 x 1	63 x 32	109430	437060
2 x 1-1/2	63 x 50	109432	437061
3 x 1-1/2	90 x 50	109442	437062
3 x 2	90 x 63	109443	437063
4 x 2	110 x 63	109449	437065
4 x 3	110 x 90	109451	437066

Socket Union



1/2	20	205306	437234
3/4	25	205307	437235
1	32	205308	437236
1-1/2	50	205310	437237
2	63	205311	437238

	Dimension		Significant Number	Product Code
	inches	mm		

Reducer Coupling Sp Soc x Soc



1 x 3/4 x 1/2	32 x 25 x 20	114415	437103
1-1/2 x 1-1/4 x 1	50 x 40 x 32	114423	437105
3 x 2-1/2 x 2	90 x 75 x 63	114438	437108

	Dimension		Significant Number	Product Code
	inches	mm		

Flange Stub Soc



1	32	135308	437181
1-1/2	50	135310	437182
2	63	135311	437183
3	90	135313	437185
4	110	135314	437186

Note: A metal backing ring must be used with this flange.

Gasket Soc (flat neoprene)



1/2	32	411308	437325
1-1/2	50	411310	437326
2	63	411311	437327
3	90	411313	437329
4	110	411314	437330

Backing Ring (Galv. M.S.)



1	32	416308	437331
1-1/2	50	425106	337430
2	63	425107	337431
3	90	425109	337433
4	110	425110	337434

Note: For use with flanges

Flange – Blind (gray ABS)



3	90	325109	337364
4	110	325110	337365

Note: A backing ring must be used with this flange.

Certain compressor and lubricant oils will damage your Duraplus Air-Line installation. Before using any oils in the system contact IPEX to obtain a list of recommended oils or to confirm individual oil suitability.

PRODUCT SELECTION CHART – DURAPLUS AIRLINE

Dimension		Significant Number	Product Code
inches	mm		

Female Adapter Soc x Female Thread



1/2 x 1/2	20 x 1/2	101306	437034
3/4 x 3/4	25 x 3/4	101307	437035
1 x 1	32 x 1	101308	437036

Female Adapter Sp x Female Thread



1-1/2 x 1-1/2	50 x 1-1/2	153341	437231
2 x 2	63 x 2	153343	437232

Plug Male Thread



1/2	-	155102	337264
3/4	-	155103	337265

Wall Bracket Soc x Female Thread (Brass body)



1/2 x 1/2	20 x 1/2	422327	437335
3/4 x 1/2	25 x 1/2	422328	437336
3/4 x 3/4	25 x 3/4	422329	437337

Wall Bracket Multiport



3/4 x 1/2	-	429122	437338
-----------	---	--------	--------

Inlet – 3/4" male thread.
Outlet – 1/2" female

Butterfly Valve - FK Manual, EPDM Seals - Glass filled PP Body



2	-	680107	337651
3	-	680109	337652
4	-	680110	337653

Composite Union Soc x MPT (Air-line to Brass)



1/2 x 1/2	20 x 1/2	217306	437247
3/4 x 3/4	25 x 3/4	217307	437248
1 x 1	32 x 1	217308	437249
1-1/2 x 1-1/2	50 x 1-1/2	217310	437250
2 x 2	63 x 2	217311	437251

Dimension		Significant Number	Product Code
inches	mm		

True Union Ball Valve Soc 230psi at 73°F EPDM Seals



* 1/2	20	882306	437451
* 3/4	25	882307	437452
* 1	32	882308	437453
* 1-1/2	50	882310	437454
* 2	63	882311	437455

*Valves are supplied in Grey ABS

End Connectors



1/2	20	882312	437446
3/4	25	882313	437447
1	32	882314	437448
1-1/2	50	882315	437449
2	63	882316	437450

Quantity	Significant Number	Product Code
----------	--------------------	--------------

Air-Line Solvent Cement



1 pint	461390	437354
1 quart	461391	437355

MEK Cleaner



1 pint	461397	337468
1 quart	461398	337469

Joints

An indication of the number of joints likely to be made per quart of Duraplus® cement is as follows (it is recommended that MEK cleaner orders equals one-half the quantity of solvent cement required).

Pipe Size		Number of Joints
inches	mm	
3/8 - 1	20 - 32	290
1-1/4 - 2	50 - 63	144
3	75 - 90	48
4	110	32

Certain compressor and lubricant oils will damage your Duraplus Air-Line installation. Before using any oils in the system contact IPEX to obtain a list of recommended oils or to confirm individual oil suitability.

Compressed Air



Your Compressed Air System for the 21st Century

When your plant's compressed air system leaks, more than just air is getting out. You're losing money in the form of wasted energy, wear and tear on your compressors and increased operating and maintenance costs. Duratec® Airline, a unique time and money-saving piping system, is designed to reduce leaks and costs.

A tough piping system that meets ASME codes and OSHA safety requirements, Duratec Airline requires less time, labor and money to install and maintain than traditional systems. Its

long, lightweight coils cut down on the number of potential leak points in your system. Duratec fittings are quick and easy to install and feature double O-ring seals that ensure maximum joint integrity.



Duratec requires no special tools or installation training and eliminates the need for soldering and threading. And because Duratec is so quickly and easily installed, modified, and adapted to existing metal systems, it can reduce your plant's downtime. So stop your compressed air system's

problems before they become big news – Install Duratec.

Duratec®

Duratec is an innovative compressed air and inert gas distribution system designed to be absolutely leak-proof, installed quickly and easily, and maintained cost-effectively. As a result, Duratec saves you time and money.

Traditional metallic compressed air systems are a main cause of unnecessary energy use, excessive wear and tear on compressors and high consumption of compressor oils and filters. The culprits? Corrosion and leakage at pipe joints and fitting connections which often go undetected until they're discovered during a detailed compressed air system audit.

Duratec pipe comes in long 100 foot or 300 foot coils, which significantly reduces the number of joints in your system. Duratec fittings feature unique double o-ring seals to ensure long-term joint integrity. And the entire Duratec system can be easily and quickly installed, modified or expanded without the need for specialized equipment.

APPLICATIONS

- Plant air
- Inert gas distribution
- Manufacturing hand tool operation
- Manual & automated welding operations
- Semi-conductor tool hook up
- Valve actuation – control systems
- Microbulk inert gas delivery systems
- Robotic installations

STANDARDS



CSA B51, B137.9 ASTM 1974
 ASME B31.3, B31.9 FDA Compliant
 ANSI / ASTM F1282
 National CRN 0A02020.2CL (Fittings)
 National CRN 0C02020.2CL (Ball Valves)
 (Some fittings do not have CRN registration. Contact IPEX Inc. for details.)
 Certified to OSHA Safety Regulations

i DID YOU KNOW?

To make designing, sizing and installing a Duratec compressed air system easy, IPEX offers comprehensive reference tools, such as our Duratec Technical Manual. To download this manual visit our website at www.ipexna.com.



QUICK INSTALLATION

Cutting and joining Duratec is fast and simple.

1. Cut pipe square using plastic pipe cutter.
2. Slide nut and split ring over pipe and bevel the inside of the pipe by inserting then rotating the beveling tool.
3. Push the fitting into the pipe.
4. Turn the nut finger tight plus one full turn with a wrench.



PE-RT —●—
 Aluminum —●—
 PE-RT —●—



ADVANTAGES

- 1 Low Installation Costs**

Duratec reduces costs on a typical installation not only for materials but also for labour and transportation costs when compared to traditional materials. How? Duratec's lightweight construction and simple assembly procedures.
- 2 Ease of Handling**

Duratec is 75% lighter than the equivalent diameter of copper and SCH 40 carbon steel.
- 3 Quick Removable Connections**

Threading is not required. All joints have double o-ring seals and can be quickly assembled or disassembled. Easy on-site modifications and repairs can be made.
- 4 Quick Installation**

No special training or equipment is required to complete a Duratec system.
- 5 Clean**

All Duratec pipe is packaged in cardboard boxes preventing contamination before use. The smooth PE-RT (polyethylene of raised temperature) inner layer cannot rust, corrode or form loose scale. Clean air remains clean throughout the life of the system.
- 6 Flexible Yet Rigid**

Due to its composite structure, Duratec pipe can be easily bent by hand and will maintain its desired shape. This unique feature allows for straight, professional looking installation and eliminates sagging.
- 7 Lower Operating Costs**

Due to Duratec's advantages over metal systems, it costs you less time, labour and money to keep a Duratec system in optimal condition.
- 8 Pressure loss means money loss**

Metal systems can lose pressure due to pin-hole leaks and leakage at connections, all of which result in increased energy costs. Duratec's high-quality construction, on the other hand, guarantees consistent pressure for years to come.
- 9 Smooth Interior**

Less friction means lower pressure drops and higher flow rates. This may allow for smaller pipe sizes to be used.
- 10 Extended Life**

Duratec is designed not to rust, scale or pit. Once properly selected for the application and correctly installed, Duratec Airline Systems will provide years of maintenance-free service.
- 11 Corrosion Resistant**

Duratec's tough outer PE-RT (polyethylene of raised temperature) layer protects it against corrosion and deterioration and ensures long service life even in the most aggressive manufacturing environments. Its inner PE-RT layer is unaffected by inert gases and commonly-used compressor oils. Combined with its industrial nickel-plated Duratec fittings, the system provides long-term performance superior to metal piping systems.
- 12 Fewer Fittings**

Duratec pipe comes in convenient 100 ft. and 300 ft. coils eliminating several joints and the need for threading, or soldering.
- 13 Safe**

Duratec's unique composite construction means that accidental impact or puncture of the pipe results in a safe, ductile mode of failure. Duratec pipe has been third-party tested and certified to stringent OSHA safety requirements for compressed air systems, standards that guarantee safety comes first.
- 14 Performance**

IPEX engineered Duratec pipe and fittings to provide top-notch performance. Rated for long term continuous operating pressures of 200psi at 73°F and 160psi at 140°F, Duratec pipe and fitting assemblies are also capable of sustaining quick burst pressures in excess of 800psi. This built-in safety factor ensures system performance and provides peace of mind for designers and facility managers.

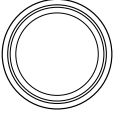
SHORT FORM SPECIFICATIONS

All compressed air and inert gas pipe in sizes 1" and smaller shall be PE-AL-PE composite pipe made with high density polyethylene and aluminum conforming to ASTM F1282 and CSA B137.9. PE-AL-PE pipe shall meet the health and safety requirements of OSHA.

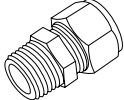
All compressed air and inert gas fittings in sizes 1" and smaller shall be nickel plated brass or 316 stainless steel and shall conform to the dimensional and physical requirements of ASTM F1974 and CSA B137.9.

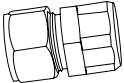
All pipe, fittings and accessories shall be Duratec Air-Line as manufactured by IPEX.

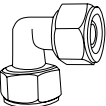
PRODUCT SELECTION CHART – DURATEC AIRLINE

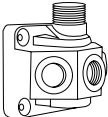
	Dimension inches	Product Code	Coil Length feet
	1/2	446026	100
	1/2	446027	300
	3/4	446030	100
	3/4	446031	300
	1	446032	100
	1	446033	300

Dimension inches	Product Code
------------------	--------------

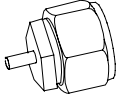
Duratec x Male Thread Adapter		
	1/2 D1 x 1/2 MPT	438002
	3/4 D1 x 3/4 MPT	438003
	1 D1 x 1 MPT	438004


Duratec x Female Thread Adapter		
	1/2 D1 x 1/2 FPT	438006
	3/4 D1 x 3/4 FPT	438007
	1 D1 x 1 FPT	438008

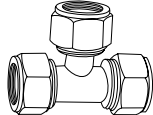
Duratec x Duratec 90° Elbow		
	1/2 D1 x 1/2 D1	438080
	3/4 D1 x 3/4 D1	438067
	1 D1 x 1 D1	438068

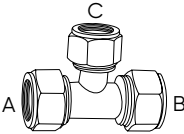
Wall Bracket Multiport		
	3/4 x 1/2	437338
	Inlet - 3/4 MPT	
	Outlet - 1/2 FPT	

Dimension inches	Product Code
Duratec x Male Thread Adapter Stainless Steel	
1/2 D1 x 1/2 MPT SS	438030
3/4 D1 x 3/4 MPT SS	438031
1 D1 x 1 MPT SS	438032

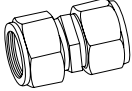
Duratec Airline x Tubing Adapter		
	1/2 D1 x 1/2 MPT	438043
	3/4 D1 x 3/4 MPT	438044
	1 D1 x 1 MPT	438045

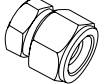
Duratec x Female Thread Wing Back (or Drop-Ear) 90° Elbow		
	1/2 D1 x 1/2 FPT	438009


Duratec x Duratec x Duratec Tee		
	1/2	438010
	3/4	438011
	1	438012

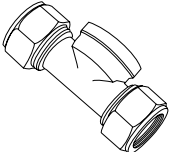
Duratec x Duratec x Duratec Reducing Tee		
	3/4 x 1/2 x 1/2	438013
	3/4 x 3/4 x 1/2	438014
	3/4 x 1/2 x 3/4	438015
	1 x 1 x 1/2	438016
	1 x 3/4 x 3/4	438017
	1 x 1 x 3/4	438018
A x B x C		

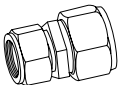
PRODUCT SELECTION CHART – DURATEC AIRLINE

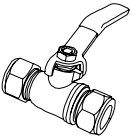
	Dimension inches	Product Code
	1/2	438021
	3/4	438022
	1	438023

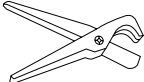
Duratec x Cap	Dimension inches	Product Code
	1/2	438026
	3/4	438027
	1	438028

5-in-1 Bevelling Tool	Dimension inches	Product Code
	1/2" to 1" Beveling Tool	438050


Duratec x Duratec x Female Thread Tee	Dimension inches	Product Code
	1/2 D1 x 1/2 D1 x 1/2 FPT	438019
	3/4 D1 x 3/4 D1 x 1/2 FPT	438078


Duratec Reducing Coupling	Dimension inches	Product Code
	3/4 x 1/2	438024
	1 x 3/4	438025


Duratec Airline Ball Valve	Dimension inches	Product Code
	1/2	438038
	3/4	438039
	1	438040

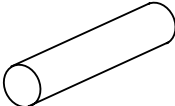
Plastic Pipe Cutter	Dimension inches	Product Code
	1/2" to 1" Pipe Cutter	438051

Plastic Pipe Cutter Replacement SS Blade	Dimension inches	Product Code
	-	438052


Duratec Pipe Clip	Dimension inches	Product Code
	1/2	438064
	3/4	438065
	1	438066

Replacement Split Ring	Dimension inches	Product Code
	1/2 Split Ring D1	438047
	3/4 Split Ring D1	438048
	1 Split Ring D1	438049

Duratec Airline Replacement O-Ring	Dimension inches	Product Code
	1/2	438054
	3/4	438055
	1	438056

Protective Heat Shrink Sleeve	Dimension inches	Product Code
	4" Heatshrink Sleeve for 3/4", 1" Fittings	438061

Composite Pipe Bending Tool Kit up to 1"	Dimension inches	Product Code
	1/2", 3/4", 1" Bending Tool Kit	438057

Composite Pipe Bending Spring	Dimension inches	Product Code
	1/2	438058
	3/4	438059
	1	438060

IPEX offers one of the most comprehensive ranges of high quality, high performance thermoplastic valves and actuation products available today. With more than 65 years of design and manufacturing experience, our lightweight, long life, maintenance free valves will save you time and money. Our high-tech automated manufacturing and testing facility ensures unparalleled reliability for each and every valve.

THERMOPLASTIC VALVES



Ball Valves

144

Butterfly Valves

154

Diaphragm Valves

158

Check and Vent Valves

176

Specialty Valves

180

Quarter Turn Automation

186

THERMOPLASTIC VALVES

Manual & Actuated Thermoplastic Valves

IPEX offers one of the most comprehensive ranges of high quality, high performance thermoplastic valves and actuation products available today. With more than 50 years of design and manufacturing experience, our lightweight, long life, maintenance free valves will save you time and money.

Material options such as PVC, CPVC, PP, PVDF, and ABS make our corrosion resistant valves ideal for use in a wide variety of applications. Quarter turn pneumatic and electric actuation, pneumatically actuated diaphragm valves, and many options and accessories allow for fully automated control. Whether a valve is required for isolation, diversion, control, or throttling, IPEX has a solution to meet your needs.


APPLICATIONS

- Acid products handling for refineries, metal works, etc.
- Alum and ferric chloride handling
- Aquariums and aquatic animal life support systems
- Bleach, dye and acid lines
- Brine and seawater systems
- Chlorine injection, chlorine dioxide and chloralkali plant piping
- Pharmaceutical
- Plant chemical distribution lines
- Plant water supply and distribution
- Swimming pools
- Wash water recovery systems
- Water and wastewater treatment



WHAT TYPE OF VALVE TO USE

	Ball Valves	Butterfly Valves	Diaphragm Valves	Check & Vent Valves	Specialty Valves
On/Off Service	✓	✓			
High Capacity	✓	✓			
Throttling	✓	✓	✓		✓
Quick & Frequent Cycling	✓				✓
Slurries/Dirty Fluids		✓	✓		
Filtering					✓
Back Flow Prevention				✓	
Air & Gas Release				✓	
Electro-Mechanical Control					✓
Actuation	✓	✓	✓		



VKD SERIES BALL VALVES – TRUE UNION

The next generation industrial valve features the patented Dual Block® system which allows locking of the union nuts in a preset position, assuring seal integrity under severe service conditions. A patented seat stop carrier, high quality stem and ball support system, integral mounting flange and bracketing, and a multifunctional locking handle (standard on sizes 2-1/2" to 4") set this valve apart from the rest. The VKD is available in PVC, CPVC, PP, PVDF, and ABS with PTFE seats and either EPDM or FKM seals.

Pressure: up to 232 psi at 73°F depending on the material

Sizes: 3/8" – 4"



Size (in)	Body Material	Seal Material	Socket/Threaded		Socket	
			Product Code	Universal #	Product Code	Universal #

VKD w/ PTFE Seats

Size (in)	Body Material	Seal Material	Socket/Threaded		Socket	
			Product Code	Universal #	Product Code	Universal #
3/8	PVC	EPDM	253067	VKDBV102	-	-
		FKM	253068	VKDBV202	-	-
	CPVC	EPDM	253069	VKDBC102	-	-
		FKM	253070	VKDBC203	-	-
1/2	PVC	EPDM	053461	VKDBV103	-	-
		FKM	053467	VKDBV203	-	-
	CPVC	EPDM	053473	VKDBC103	-	-
		FKM	253008	VKDBC203	-	-
3/4	PVC	EPDM	053462	VKDBV104	-	-
		FKM	053468	VKDBV204	-	-
	CPVC	EPDM	053474	VKDBC104	-	-
		FKM	253009	VKDBC204	-	-
1	PVC	EPDM	053463	VKDBV105	-	-
		FKM	053469	VKDBV205	-	-
	CPVC	EPDM	053475	VKDBC105	-	-
		FKM	253010	VKDBC205	-	-
1-1/4	PVC	EPDM	053464	VKDBV106	-	-
		FKM	053470	VKDBV206	-	-
	CPVC	EPDM	053476	VKDBC106	-	-
		FKM	253011	VKDBC206	-	-
1-1/2	PVC	EPDM	053465	VKDBV107	-	-
		FKM	053471	VKDBV207	-	-
	CPVC	EPDM	053477	VKDBC107	-	-
		FKM	253012	VKDBC207	-	-
2	PVC	EPDM	053466	VKDBV108	-	-
		FKM	053472	VKDBV208	-	-
	CPVC	EPDM	053478	VKDBC108	-	-
		FKM	253013	VKDBC208	-	-
2-1/2	PVC	EPDM	-	-	053539	VKDAV109
		FKM	-	-	053542	VKDAV209
	CPVC	EPDM	-	-	053545	VKDAC109
		FKM	-	-	053548	VKDAC209
3	PVC	EPDM	-	-	053540	VKDAV110
		FKM	-	-	053543	VKDAV210
	CPVC	EPDM	-	-	053546	VKDAC110
		FKM	-	-	053549	VKDAC210
4	PVC	EPDM	-	-	053541	VKDAV111
		FKM	-	-	053544	VKDAV211
	CPVC	EPDM	-	-	053547	VKDAC111-
		FKM	-	-	053550	VKDAC211

Size (in)	Seal Material	Threaded	
		Product Code	Universal #

PP w/ PTFE Seats

Size (in)	Seal Material	Threaded	
		Product Code	Universal #
1/2	EPDM	053525	VKDFM103
	FKM	253002	VKDFM203
3/4	EPDM	053526	VKDFM104
	FKM	253003	VKDFM204
1	EPDM	053527	VKDFM105
	FKM	253004	VKDFM205
1-1/4	EPDM	053528	VKDFM106
	FKM	253005	VKDFM206
1-1/2	EPDM	053529	VKDFM107
	FKM	253006	VKDFM207
2	EPDM	053530	VKDFM108
	FKM	253007	VKDFM208

Size (mm)	Seal Material	Metric Socket	
		Product Code	Universal #

PP w/ PTFE Seats

Size (mm)	Seal Material	Metric Socket	
		Product Code	Universal #
20mm	EPDM	053513	VKDIM103
	FKM	053519	VKDIM203
25mm	EPDM	053514	VKDIM104
	FKM	053520	VKDIM204
32mm	EPDM	053515	VKDIM105
	FKM	053521	VKDIM205
40mm	EPDM	053516	VKDIM106
	FKM	053522	VKDIM206
50mm	EPDM	053517	VKDIM107
	FKM	053523	VKDIM207
63mm	EPDM	053518	VKDIM108
	FKM	053524	VKDIM208

VENTED VKD SERIES BALL VALVES – TRUE UNION


IPEX's vented ball valves are designed to protect the ball and body from a failure due to potential off-gassing. When a ball valve is cycled to the closed position, liquid may be trapped in the ball cavity. Chemicals such as sodium hypochlorite (NaOCl), hydrogen peroxide (H₂O₂), and aqua ammonia (NH₃) may off-gas and cause a potentially dangerous pressure build up. Without proper pressure relief, this may cause the valve to prematurely fail.

IPEX vented ball valves feature a small vent hole on the upstream side of the ball that will relieve the pressure from the ball cavity while maintaining a positive seal on the downstream side.

To ensure the valve is installed correctly, a label indicating the direction of flow is affixed to the valve body. For further details on IPEX valves, please refer to the product data sheets, technical manual, or visit ipexna.com

Pressure: up to 232 psi at 73°F

Sizes: 3/8" – 4"



Size (in)	Material	Socket/Threaded		Socket	
		Product Code	Universal #	Product Code	Universal #

VENTED VKD FKM w/ PTFE Seats

3/8	PVC	353028	VKDBV202-V	-	-
	CPVC	353000	VKDBC202-V	-	-
1/2	PVC	353083	VKDBV203-V	-	-
	CPVC	353021	VKDBC203-V	-	-
3/4	PVC	353084	VKDBV204-V	-	-
	CPVC	353022	VKDBC204-V	-	-
1	PVC	353085	VKDBV205-V	-	-
	CPVC	353023	VKDBC205-V	-	-
1-1/4	PVC	053503	VKDBV206-V	-	-
	CPVC	353024	VKDBC206-V	-	-
1-1/2	PVC	053504	VKDBV207-V	-	-
	CPVC	353025	VKDBC207-V	-	-
2	PVC	053505	VKDBV208-V	-	-
	CPVC	353026	VKDBC208-V	-	-
2-1/2	PVC	-	-	053506	VKDAV209-V
	CPVC	-	-	353027	VKDAC209-V
3	PVC	-	-	353086	VKDAV210-V
	CPVC	-	-	353029	VKDAC210-V
4	PVC	-	-	053562	VKDAV211-V
	CPVC	-	-	353030	VKDAC211-V

VKR SERIES REGULATING BALL VALVES – TRUE UNION

Designed to meet the requirements of the most severe industrial applications, IPEX VKR Series Regulating Ball Valves combine the reliability and safety features of IPEX VKD ball valves with a newly designed profiled ball. The patented ball design provides linear flow regulation throughout its full range of operation even when the valve is open just a few degrees. Like a traditional shut-off ball valve, the VKR has a 90° operating angle which allows the use of a standard quarter-turn actuator, ensuring perfect alignment and reducing the torque required for actuation. The patented Dual Block® mechanism locks the union nuts in place preventing back-off during severe service conditions.

Pressure: 232 psi at 73°F

Sizes: 1/2" – 4"



EXAMPLE APPLICATIONS

- ✓ Precise Flow Regulation
- ✓ Acid Products Handling for Refineries, Metal Works, etc.
- ✓ Alum and Ferric Chloride Handling
- ✓ Bleach, Dye and Acid Lines
- ✓ Chlorine injection, chlorine dioxide and chloralkali plant piping
- ✓ Pharmaceutical
- ✓ Plant chemical distribution lines
- ✓ Water and wastewater treatment

Size (in)	Seal Material	Socket/Threaded	
		Product Code	Universal #

VKR PVC w/ PTFE Seats

1/2	EPDM	353684	VKR BV103
	FKM	353675	VKR BV203
3/4	EPDM	353683	VKR BV104
	FKM	353676	VKR BV204
1	EPDM	353682	VKR BV105
	FKM	353678	VKR BV205
1-1/4	EPDM	353681	VKR BV106
	FKM	353685	VKR BV206
1-1/2	EPDM	353680	VKR BV107
	FKM	353686	VKR BV207
2	EPDM	353679	VKR BV108
	FKM	353677	VKR BV208

TKD SERIES 3-WAY BALL VALVES – TRUE UNION

The TKD offers a host of advanced features that set it apart from other multi-port valves. The patented seat stop carrier allows for in-line micro-adjustment of the ball seating, and features o-ring cushioning to minimize wear and prevent seizing. Integral mounting flange and bracketing allows for direct actuation and simple support, while a locking handle can prevent improper positioning. The TKD is available in PVC, CPVC, and PP with PTFE seats and either EPDM or FKM seals. Other materials are available upon request.

Pressure: 232 psi at 73°F

Sizes: 1/2" – 2"



Size (in)	Body Material	Seal Material	Socket/Threaded L-Port		Socket/Threaded T-Port	
			Product Code	Universal #	Product Code	Universal #

TKD w/ PTFE Seats

1/2	PVC	EPDM	253844	TKDLBV103	253850	TKDTBV103
		FKM	253856	TKDLBV203	253862	TKDTBV203
	CPVC	EPDM	253893	TKDLBC103	253899	TKDTBC103
		FKM	253905	TKDLBC203	253907	TKDTBC203
3/4	PVC	EPDM	253845	TKDLBV104	253851	TKDTBV104
		FKM	253857	TKDLBV204	253863	TKDTBV204
	CPVC	EPDM	253894	TKDLBC104	253900	TKDTBC104
		FKM	253922	TKDLBC204	253908	TKDTBC204
1	PVC	EPDM	253846	TKDLBV105	253852	TKDTBV105
		FKM	253858	TKDLBV205	253864	TKDTBV205
	CPVC	EPDM	253895	TKDLBC105	253901	TKDTBC105
		FKM	253906	TKDLBC205	253909	TKDTBC205
1-1/4	PVC	EPDM	253847	TKDLBV106	253853	TKDTBV106
		FKM	253859	TKDLBV206	253865	TKDTBV206
	CPVC	EPDM	253896	TKDLBC106	253902	TKDTBC106
		FKM	253923	TKDLBC206	253910	TKDTBC206
1-1/2	PVC	EPDM	253848	TKDLBV107	253854	TKDTBV107
		FKM	253860	TKDLBV207	253866	TKDTBV207
	CPVC	EPDM	253897	TKDLBC107	253903	TKDTBC107
		FKM	253924	TKDLBC207	253911	TKDTBC207
2	PVC	EPDM	253849	TKDLBV108	253855	TKDTBV108
		FKM	253861	TKDLBV208	253867	TKDTBV208
	CPVC	EPDM	253898	TKDLBC108	253904	TKDTBC108
		FKM	253925	TKDLBC208	253912	TKDTBC208

Ball valves are generally used for on/off service, but can range from simple molded-in-place construction to high-end industrial designs with many features and benefits. Multi-port ball valves allow for mixing, diverting, and bypassing flow. Extensive material options provide for complete chemical compatibility in highly corrosive processes. Many ball valves feature full port flow, blocking true union ends, and compact ergonomic designs allowing for simple installation and maintenance.

VKD, TKD AND VKR BALL VALVE ACCESSORIES



Size inches	Universal Number	Product Code
-------------	------------------	--------------

Locking Handle Kit - VKD & TKD

3/8 & 1/2	2KTSHKDEF	253014
3/4 & 1	2KTSHKDGH	253015
1-1/4 & 1-1/2	2KTSHKDIJ	253016
2	2KTSHKDLL	253017

Note: The locking attachment fits on the standard handle (Handle not included)



Size inches	Dimensions inches		Universal Number	Product Code
	A	B (min)		

Stem Extension Kit - VKD, TKD & VKR

3/8 & 1/2	3/4	2	2KTPSKDEF	154062
3/4	3/4	2	2KTPSKDGG	154063
1	3/4	2	2KTPSKHH	154064
1-1/4	1	2	2KTPSKDII	154065
1-1/2	1	2	2KTPSKDJJ	154066
2	1	2	2KTPSKDLL	154067

Note: The kit includes top and bottom PVC components, as well as a 6" length of extension pipe that must be solvent welded together to achieve the desired extension length. The minimum length to which the extension pipe can be cut is shown in the adjacent table. For longer extensions, contact IPEX Customer Service.



Size inches	Universal Number	Product Code
-------------	------------------	--------------

Wall / Panel Mounting Kit - VKD & VKR

3/8 thru 1	2KTPMKD01	154322
1-1/4 thru 2	2KTPMKD02	154323

Note: The kit includes the mounting plate, 2 brass inserts and 2 screws



Size inches	Significant Number	PVC Kit Product Code	Universal Number	CPVC Kit Product Code
-------------	--------------------	----------------------	------------------	-----------------------

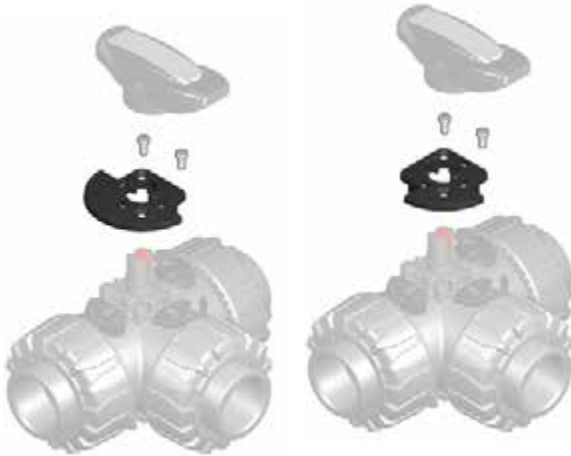
ANSI 150 Flanging Kit - VKD, TKD & VKR

3/8 & 1/2	2BFFF1FV	154324	2BFFF1FC	154330
3/4	2BFFF1GV	154325	2BFFF1GC	154331
1	2BFFF1HV	154326	2BFFF1HC	154332
1-1/4	2BFFF1IV	154327	2BFFF1IC	154333
1-1/2	2BFFF1JV	154328	2BFFF1JC	154334
2	2BFFF1LV	154329	2BFFF1LC	154335

PVC Kit includes: 1 PVC Flange & Nut, 1 PVDF locking ring and 1 True union nut.

CPVC Kit includes: 1 CPVC Flange & Nut, 1 PVDF locking ring and 1 True union nut.

VKD, TKD AND VKR BALL VALVE ACCESSORIES



Size inches	Universal Number	Product Code
-------------	------------------	--------------

Rotational Stroke Limiter 90° - TKD

3/4 - 1/2	LTKD090020	253820
3/4 - 1	LTKD090032	253821
1-1/4 - 1-1/2	LTKD090050	253822
2	LTKD090063	253823

Note: The locking attachment fits on the standard handle

Rotational Stroke Limiter 180° - TKD

3/4 - 1/2	LTKD180020	253824
3/4 - 1	LTKD180032	253825
1-1/4 - 1-1/2	LTKD180050	253826
2	LTKD180063	253827

Note: The locking attachment fits on the standard handle



Electro-Mechanical Limit Switch - Manual VKD & TKD

*	1/2 - 1	MSKD1M	253940
*	1-1/4 - 2	MSKD2M	253941

Note: VKD mounting kit required

Note: For 90° rotation TKD only

* This is a NON-STOCKING item. For OEM business, please contact IPEX customer service for stocking options.



2" Square Operating Nut for VKD, TKD & VKR Ball Valves

1/2	-	253075
3/4	-	253076
1	-	253077
1-1/4	-	253078
1-1/2	-	253079
2	-	253080
2-1/2	-	253150
3	-	253151
4	-	253152

Note: 1/2" thru 2" operating nuts used on VLD & TKD ball valves
2-1/2" thru 4" operating nuts used on VKD ball valves



Connector Size (mm)	Part Number	Valve Size (in)
---------------------	-------------	-----------------

End Connector PVC (Soc)

20	253975	1/2"
25	253976	3/4"
32	253977	1"
40	253978	1-1/4"
50	253979	1-1/2"
63	253980	2"

Connector Size (mm)	Part Number	Valve Size (in)
---------------------	-------------	-----------------

End Connector CPVC (Soc)

20	253981	1/2"
25	253982	3/4"
32	253983	1"
40	253984	1-1/4"
50	253985	1-1/2"
63	253986	2"

Compatible with VKD, TKD, VXE, VEE, VKR, SXE, RV

EASYFIT VXE SERIES BALL VALVES – TRUE UNION

These ultra-compact valves feature a full-port, bi-directional double block design. The true union style allows the valve to be easily removed from the piping system and fully serviced. A threaded seat stop carrier provides improved seal integrity under tough service conditions while the removable handle also functions as a tool for ball seat adjustment.

The EasyFit VXE Series True Union Ball Valves represent the latest innovation in thermoplastic ball valve manufacturing technology. The VXE Series is designed for industrial, general purpose and O.E.M applications. This valve features an ultra-compact double block design, and full port bi-directional operation. The true union design allows the valve to be easily removed from the piping system and fully serviced. A threaded seat stop carrier provides improved seal integrity under tough service conditions while the EASYFIT multifunction handle doubles as a tool for ball seat adjustment, and for tightening union nuts precisely.



Pressure: up to 232 psi at 73°F depending on the size

Sizes 1/2" - 6"

Size (in)	Body Material	Seal Material	Socket/Threaded		Socket		Threaded		Flanged	
			Product Code	Universal #	Product Code	Universal #	Product Code	Universal #	Product Code	Universal #

VXE w/ PTFE Seats (EPDM)

1/2	PVC	EPDM	353001	VXEBV103	-	-	-	-	353627	VXEOV103
		FKM	353002	VXEBV203	-	-	-	-	353637	VXEOV203
	CPVC	EPDM	353041	VXEBC103	-	-	-	-	353651	VXEOC103
		FKM	353042	VXEBC203	-	-	-	-	353661	VXEOC203
3/4	PVC	EPDM	353003	VXEBV104	-	-	-	-	353628	VXEOV104
		FKM	353004	VXEBV204	-	-	-	-	353638	VXEOV204
	CPVC	EPDM	353043	VXEBC104	-	-	-	-	353652	VXEOC104
		FKM	353044	VXEBC204	-	-	-	-	353662	VXEOC204
1	PVC	EPDM	353005	VXEBV105	-	-	-	-	353629	VXEOV105
		FKM	353006	VXEBV205	-	-	-	-	353639	VXEOV205
	CPVC	EPDM	353045	VXEBC105	-	-	-	-	353653	VXEOC105
		FKM	353046	VXEBC205	-	-	-	-	353663	VXEOC205
1-1/4	PVC	EPDM	353007	VXEBV106	-	-	-	-	353630	VXEOV106
		FKM	353008	VXEBV206	-	-	-	-	353640	VXEOV206
	CPVC	EPDM	353047	VXEBC106	-	-	-	-	353654	VXEOC106
		FKM	353048	VXEBC206	-	-	-	-	353664	VXEOC206
1-1/2	PVC	EPDM	353009	VXEBV107	-	-	-	-	353631	VXEOV107
		FKM	353010	VXEBV207	-	-	-	-	353641	VXEOV207
	CPVC	EPDM	353049	VXEBC107	-	-	-	-	353655	VXEOC107
		FKM	353050	VXEBC207	-	-	-	-	353665	VXEOC207
2	PVC	EPDM	353011	VXEBV108	-	-	-	-	353632	VXEOV108
		FKM	353012	VXEBV208	-	-	-	-	353642	VXEOV208
	CPVC	EPDM	353051	VXEBC108	-	-	-	-	353656	VXEOC108
		FKM	353052	VXEBC208	-	-	-	-	353666	VXEOC208
2-1/2	PVC	EPDM	-	-	353623	VXEAV109	-	-	353633	VXEOV109
		FKM	-	-	353624	VXEAV209	-	-	353643	VXEOV209
	CPVC	EPDM	-	-	353647	VXEAC109	-	-	353657	VXEOC109
		FKM	-	-	353648	VXEAC209	-	-	353667	VXEOC209
3	PVC	EPDM	-	-	353013	VXEAV110	353017	VXEFV110	353634	VXEOV110
		FKM	-	-	353014	VXEAV210	353018	VXEFV210	353644	VXEOV210
	CPVC	EPDM	-	-	353053	VXEAC110	353057	VXEFC110	353658	VXEOC110
		FKM	-	-	353054	VXEAC210	353058	VXEFC210	353668	VXEOC210
4	PVC	EPDM	-	-	353015	VXEAV111	353019	VXEFV111	353635	VXEOV111
		FKM	-	-	353016	VXEAV211	353020	VXEFV211	353645	VXEOV211
	CPVC	EPDM	-	-	353055	VXEAC111	353059	VXEFC111	353659	VXEOC111
		FKM	-	-	353056	VXEAC211	353060	VXEFC211	353669	VXEOC211
*6	PVC	EPDM	-	-	353625	VXEAV113	-	-	353636	VXEOV113
		FKM	-	-	353626	VXEAV213	-	-	353646	VXEOV213
	CPVC	EPDM	-	-	353649	VXEAC113	-	-	353660	VXEOC113
		FKM	-	-	353650	VXEAC213	-	-	353670	VXEOC213

VENTED EASYFIT VXE SERIES BALL VALVES – TRUE UNION

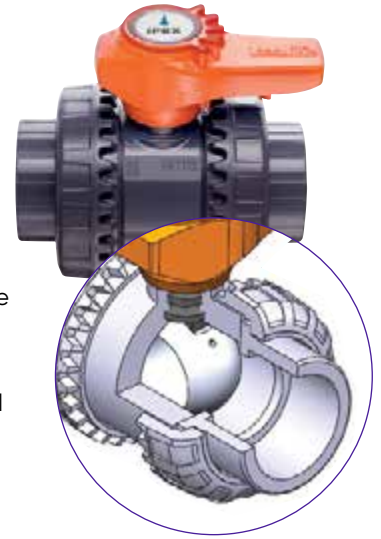
IPEX's vented ball valves are designed to protect the ball and body from a failure due to potential off-gassing. When a ball valve is cycled to the closed position, liquid may be trapped in the ball cavity. Chemicals such as sodium hypochlorite (NaOCl), hydrogen peroxide (H₂O₂), and aqua ammonia (NH₃) may off-gas and cause a potentially dangerous pressure build up. Without proper pressure relief, this may cause the valve to prematurely fail.

IPEX vented ball valves feature a small vent hole on the upstream side of the ball that will relieve the pressure from the ball cavity while maintaining a positive seal on the downstream side.

To ensure the valve is installed correctly, a label indicating the direction of flow is affixed to the valve body. For further details on IPEX valves, please refer to the product data sheets, technical manual, or visit ipexna.com

Pressure: up to 232 psi at 73°F

Sizes: 3/8" – 6" Note: The 6" valve is a 4" with Venturied ends.



Size (in)	Material	Socket/Threaded		Socket		Threaded		Flanged	
		Product Code	Universal #	Product Code	Universal #	Product Code	Universal #	Product Code	Universal #

VENTED EASYFIT VXE FKM w/ PTFE Seats

1/2	PVC	353031	VXEBV203-V	-	-	-	-	-	-
	CPVC	353067	VXEBC203-V	-	-	-	-	-	-
3/4	PVC	353032	VXEBV204-V	-	-	-	-	-	-
	CPVC	353068	VXEBC204-V	-	-	-	-	-	-
1	PVC	353033	VXEBV205-V	-	-	-	-	-	-
	CPVC	353069	VXEBC205-V	-	-	-	-	-	-
1-1/4	PVC	353034	VXEBV206-V	-	-	-	-	-	-
	CPVC	353070	VXEBC206-V	-	-	-	-	-	-
1-1/2	PVC	353035	VXEBV207-V	-	-	-	-	-	-
	CPVC	353071	VXEBC207-V	-	-	-	-	-	-
2	PVC	353036	VXEBV208-V	-	-	-	-	-	-
	CPVC	353072	VXEBC208-V	-	-	-	-	-	-
2-1/2	PVC	-	-	353037	VXEAV209-V	-	-	353063	VXEOV209-V
	CPVC	-	-	353073	VXEAC209-V	-	-	353079	VXEOC209-V
3	PVC	-	-	353038	VXEAV210-V	353040	VXEFV210-V	353064	VXEOV210-V
	CPVC	-	-	353074	VXEAC210-V	353076	VXEFC210-V	353080	VXEOC210-V
4	PVC	-	-	353039	VXEAV211-V	353061	VXEFV211-V	353065	VXEOV211-V
	CPVC	-	-	353075	VXEAC211-V	353077	VXEFC211-V	353081	VXEOC211-V
6	PVC	-	-	353062	VXEAV213-V	-	-	353066	VXEOV213-V
	CPVC	-	-	353078	VXEAC213-V	-	-	353082	VXEOC213-V

EASYFIT VALVE ACCESSORIES

EasyTorque Kit

The Easytorque kit is the new innovative tool designed by IPEX for optimal tightening of all threaded components on our EASYFIT valves.

The kit has been developed to precisely adjust the tightening torque of the VXE and VEE ball seat carrier, SXE main seal safe blocked carrier, and all EASYFIT valve union nuts by applying the proper torque as specified by the manufacturer.

The use of the Easytorque kit is recommended to minimize mechanical stresses on thermoplastic threads caused by overtightening. This tool will help prevent fluid leakage, optimize ball valve operation and minimize the wear on the elastomeric seals. The use of the EASYFIT torque wrench also reduces the risk of using metal wrenches or channel locks, thus causing accidental damage to the union nuts.

EASYFIT Labelling System

It is often necessary to customize a valve by labelling or tagging it in order to mark and identify it according to specific needs or service. The EasyFit Labelling System is a complete product line developed to customize individual valves, and includes all the necessary tools: LCE Module, LSE Set and the EasyFit software. Available for the VXE, VEE and SXE.



EasyFit Multi-Functional Handle

Size inches	Universal Number	Product Code
1/2	HSVXE020	253875
3/4	HSVXE025	253876
1	HSVXE032	253877
1-1/4	HSVXE040	253878
1-1/2	HSVXE050	253879
2	HSVXE063	253880
2-1/2	HSVXE075	254073
3	HSVXE090	254074
4	HSVXE110	254075

Can be used for union nut rotational control and ball seat carrier adjustment of VEE, VXE and SXE.

Kit includes handle body, transparent cap and tag holder.



EasyTorque Kit

Size inches	Universal Number	Product Code
1/2 - 2	EASYTORQUE	253926

EasyTorque Kit includes: Torque Wrench, 6 Union Nut Inserts and 6 Seat Carrier Inserts.



EASYFIT Labelling System

Size inches	Universal Number	Product Code
-------------	------------------	--------------

LCE Module (Clear PVC plug w PVC label holder)

1/2	LCE020	253927
3/4	LCE025	253928
1	LCE032	253930
* 1-1/4	LCE040	253931
1-1/2	LCE050	253932
2	LCE063	253933
* 2-1/2 - 4	LCE040	253931

* Sizes 1-1/4" and 2-1/2" - 4" use the same product code

LSE Labels - Adhesive, Die Cut Labels

1/2	LSE020	253929
3/4	LSE025	253934
1	LSE032	253935
* 1-1/4	LSE040	253936
1-1/2	LSE050	253937
2	LSE063	253938
* 2-1/2 - 4	LSE040	253936

* Sizes 1-1/4" and 2-1/2" - 4" use the same product code

Stem Extension Kit - VXE & VEE

Size inches	Universal Number	Product Code
1/2	PSE012	453005
3/4	PSE034	453006
1	PSE100	453007
1-1/4	PSE114	453008
1-1/2	PSE112	453009
2	PSE200	453010
2-1/2 - 3	PSE300	154457
4	PSE400	453001

Pipe not included

EASYFIT VEE SERIES BALL VALVES – TRUE UNION

The VEE is ideal for light industrial and water applications. The VEE shares many features with the VXE such as the ultra-compact double block design, and full port bi-directional operation. A threaded seat stop carrier provides improved seal integrity under tough service conditions while the removable handle also functions as a tool for ball seat adjustment. The VEE also features the EASYFIT multifunction handle which doubles as a tool for ball seat adjustment and for tightening union nuts precisely. The VEE is also available exclusively in PVC with EPDM seals and either socket or threaded end connections.

Pressure: 232 psi at 73°F

Sizes: 1/2" – 6"



Size (in)	Body Material	Seal Material	Socket		Threaded	
			Product Code	Universal #	Product Code	Universal #

VEE w/ PTFE-HDPE Seats

1/2	PVC	EPDM	353373	VEEAV103	353374	VEEFV103
3/4	PVC	EPDM	353124	VEEAV104	353215	VEEFV104
1	PVC	EPDM	353125	VEEAV105	353217	VEEFV105
1-1/4	PVC	EPDM	353126	VEEAV106	353219	VEEFV106
1-1/2	PVC	EPDM	353127	VEEAV107	353220	VEEFV107
2	PVC	EPDM	353128	VEEAV108	353221	VEEFV108
2-1/2	PVC	EPDM	353672	VEEAV109	353735	VEEFV109
3	PVC	EPDM	353673	VEEAV110	353736	VEEFV110
4	PVC	EPDM	353674	VEEAV111	353737	VEEFV111
6	PVC	EPDM	353087	VEEAV113	-	-

EXAMPLE APPLICATIONS

- ✓ Swimming pools
- ✓ Aquariums
- ✓ Light duty industrial

MP SERIES COMPACT BALL VALVES

Available in both Schedule 80 grey PVC and Schedule 40 white PVC, with either socket or threaded connections. EPDM seals and PTFE seats make this valve ideally suited to all kinds of plumbing and industrial applications where a compact, inexpensive on/off valve is required.

Pressure: 150 psi at 73°F

Sizes: 1/2" – 2"



Size (in)	Material	Socket		Threaded	
		Product Code	Universal #	Product Code	Universal #

MP EPDM w/ PTFE

1/2	PVC Sch 40 White	052277	MPAW103	052283	MPFW103
	PVC Sch 80 Grey	052000	MPAV103	052026	
3/4	PVC Sch 40 White	052278	MPAW104	052284	MPFW104
	PVC Sch 80 Grey	052006	MPAV104	052029	
1	PVC Sch 40 White	052279	MPAW105	052285	MPFW105
	PVC Sch 80 Grey	052007	MPAV105	052107	
1-1/4	PVC Sch 40 White	052280	MPAW106	052286	MPFW106
	PVC Sch 80 Grey	052009	MPAV106	052108	
1-1/2	PVC Sch 40 White	052281	MPAW107	052287	MPFW107
	PVC Sch 80 Grey	052019	MPAV107	052109	
2	PVC Sch 40 White	052282	MPAW108	052288	MPFW108
	PVC Sch 80 Grey	052024	MPAV108	052144	

FK SERIES BUTTERFLY VALVES

The FK offers superior strength as well as excellent chemical resistance needed to operate in the corrosive environments often found near flanged connections. The special trapezoid shape of the liner and a serrated body cavity guarantee a bubble tight seal while keeping break-away torque at an absolute minimum. Double self-lubricating seals (available in either EPDM or FKM), direct actuator mount capability, and choice of a lever handle or mounted gear box are just a few more features of this technologically advanced valve. The body is made of standard glass-filled PP while discs are available in CPVC, PP, PVC, PVDF, and ABS.

Pressure: up to 150 psi at 73°F depending on the size

Sizes: 1-1/2" – 16"



EASYFIT HANDLE

Size (in)	Seal Material	Wafer Style, Lever Handle		Wafer Style, Gear Box	
		Product Code	Universal #	Product Code	Universal #

FK CPVC DISC

1-1/2	EPDM	353112	FKOM107C	-	-
	FKM	353137	FKOM207C	-	-
2	EPDM	353113	FKOM108C	-	-
	FKM	353213	FKOM208C	-	-
2-1/2	EPDM	353114	FKOM109C	254100	FKOM109GC
	FKM	353214	FKOM209C	254144	FKOM209GC
3	EPDM	353115	FKOM110C	254134	FKOM110GC
	FKM	353216	FKOM210C	254155	FKOM210GC
4	EPDM	353116	FKOM111C	254135	FKOM111GC
	FKM	353218	FKOM211C	254156	FKOM211GC
5	EPDM	353117	FKOM112C	254136	FKOM112GC
	FKM	353224	FKOM212C	254157	FKOM212GC
6	EPDM	353118	FKOM113C	254137	FKOM113GC
	FKM	353225	FKOM213C	254158	FKOM213GC
8	EPDM	353119	FKOM114C	254138	FKOM114GC
	FKM	353226	FKOM214C	254159	FKOM214GC
10	EPDM	-	-	254128	FKOM115GC
	FKM	-	-	254160	FKOM215GC
12	EPDM	-	-	254139	FKOM116GC
	FKM	-	-	254161	FKOM216GC



WITH MOUNTED GEAR BOX

Note: PP, PVC, ABS, and PVDF discs are available upon request. 16" – 24" butterfly valves are available on request.

Size (in)	Seal Material	Wafer Style, Lever Handle	
		Product Code	Universal #

FK PVC DISC

14	EPDM	253194	FKOM117GV
	FKM	253196	FKOM217GV
16	EPDM	253195	FKOM118GV
	FKM	253197	FKOM218GV

18" – 24" butterfly valves are available on request.

FK SERIES LUGGED BUTTERFLY VALVES

This FK version features the world's first integral lug design. Unlike other plastic butterfly valves, these valves feature stainless steel lugs permanently anchored in the body of the valve. This unique design provides for full bi-directional operation, and allows disassembly and assembly of the downstream flange connection without weakening the integrity of the upstream connection to the pressurized line. The same body, disc, and seal material options as the normal FK are available for the lugged version.

Pressure: up to 150 psi at 73°F depending on the size
 Sizes: 2-1/2" – 12"

Size (in)	Seal Material	SS Lugs, Lever Handle		SS Lugs, Gear Box	
		Product Code	Universal #	Product Code	Universal #

FK LUGGED CPVC DISC

2-1/2	EPDM	353120	FKOM109C	254171	FKOM109GC
	FKM	353159	FKOM209C	254165	FKOM209GC
3	EPDM	353121	FKOM110C	254172	FKOM110GC
	FKM	353167	FKOM210C	254166	FKOM210GC
4	EPDM	353122	FKOM111C	254173	FKOM111GC
	FKM	353168	FKOM211C	254167	FKOM211GC
5	EPDM	353123	FKOM112C	254174	FKOM112GC
	FKM	353169	FKOM212C	254168	FKOM212GC
6	EPDM	353129	FKOM113C	254175	FKOM113GC
	FKM	353170	FKOM213C	254169	FKOM213GC
8	EPDM	353130	FKOM114C	254176	FKOM115GC
	FKM	353171	FKOM214C	254170	FKOM214GC
10	EPDM	-	-	254142	FKOM115GC
	FKM	-	-	254119	FKOM215GC
12	EPDM	-	-	254143	FKOM116GC
	FKM	-	-	254164	FKOM216GC

Note: PP, PVC, ABS, and PVDF discs are available upon request.
 14" – 24" butterfly valves are available on request.



These highly versatile valves can be used for simple on/off service but also for processes requiring precise throttling. End-of-line installation of a lugged version allows for downstream piping disassembly with the upstream system still under pressure. The extensive size range and material availability make them suitable for a wide range of applications. With simple, direct mounting for actuation, automated process control can be easily achieved.

FX SERIES BUTTERFLY VALVES

IPEX FX Series Butterfly Valves offer superior strength and chemical resistance in highly corrosive environments and process flow conditions. The special trapezoid shape of the liner and a serrated body cavity guarantee a bubble tight seal while keeping break-away torque at an absolute minimum. This versatile industrial valve features double self-lubricating seals, direct actuator mount capability, and the option of either a lever handle or mounted gear box. The FX lever handle includes the EasyFit labeling system for valve identification. FX Series Butterfly Valves are part of our complete systems of pipe, valves, and fittings, engineered and manufactured to our strict quality, performance, and dimensional standards.

Pressure: up to 150 psi at 73°F depending on the size

Sizes: 1-1/2" – 12"



Size (in)	Seal Material	Wafer Style, Lever Handle		Wafer Style, Gear Box	
		Product Code	Universal #	Product Code	Universal #

FK PVC BODY & PP DISC

1-1/2	EPDM	FXOV107	353089	-	-
	FKM	FXOV207	353097	-	-
2	EPDM	FXOV108	353090	-	-
	FKM	FXOV208	353098	-	-
2-1/2	EPDM	FXOV109	052137	FXOV109G	254102
	FKM	FXOV209	052139	FXOV209G	254110
3	EPDM	FXOV110	353091	FXOV110G	254103
	FKM	FXOV210	353099	FXOV210G	254111
4	EPDM	FXOV111	353092	FXOV111G	254104
	FKM	FXOV211	353100	FXOV211G	254112
6	EPDM	FXOV113	353093	FXOV113G	254106
	FKM	FXOV213	353101	FXOV213G	254114
8	EPDM	FXOV114	353094	FXOV114G	254107
	FKM	FXOV214	353102	FXOV214G	254115
10	EPDM	-	-	FXOV115G	254108
	FKM	-	-	FXOV215G	254116
12	EPDM	-	-	FXOV116G	254109
	FKM	-	-	FXOV216G	254117

FE SERIES BUTTERFLY VALVES

The FE incorporates many of the features and benefits of our industrial FK valve yet is one of the most competitively priced thermoplastic butterfly valves available today. The all PVC construction with EPDM liner makes this valve the perfect choice for applications ranging from swimming pools to chemical processes. The FE can be operated by either a lever handle or mounted gear box.

Pressure: up to 150 psi at 73°F depending on the size

Sizes: 1-1/2" – 12"

Size (in)	Seal Material	Wafer Style		Wafer Style, Gear Box	
		Product Code	Universal #	Product Code	Universal #

FE PVC BODY & DISC

1-1/2	EPDM	053202	FEOV107	-	-
2	EPDM	053203	FEOV108	-	-
2-1/2	EPDM	053842	FEOV109	253842	FEOV109G
3	EPDM	053081	FEOV110	253081	FEOV110G
4	EPDM	053082	FEOV111	253082	FEOV111G
5	EPDM	053843	FEOV112	253843	FEOV112G
6	EPDM	053083	FEOV113	253083	FEOV113G
8	EPDM	053084	FEOV114	253084	FEOV114G
10	EPDM	-	-	052264	FEOV115G
12	EPDM	-	-	052265	FEOV116G

NBR and FKM lined valves are available upon request.
14" – 24" butterfly valves are available on request.



EASYFIT HANDLE



WITH MOUNTED GEAR BOX

These highly versatile valves can be used for simple on/off service but also for processes requiring precise throttling. The extensive size range and material availability make them suitable for a wide range of applications. With simple, direct mounting for actuation, automated process control can be easily achieved.

DK SERIES DIALOCK® DIAPHRAGM VALVES – MANUAL HANDWHEEL

The new DK series diaphragm valves are available in PVC, CPVC, PP, or PVDF, four body styles, and three choices of diaphragms (EPDM, FKM, or PTFE). Able to be mounted in any position, the DK is ideal solution for modulating flow in either very clean or abrasive slurry applications.

The new innovative and patented Dialock locking mechanism allows the manual handwheel to be adjusted and locked in over 300 positions. The re-designed weir-style body has significantly improved the DK's flow rate compared to the old design and it facilitates precise linear flow regulation through the valve's full range of operation. The new DK is available in manual and pneumatic control styles.



Pressure: up to 150 psi at 73°F

Size: 1/2" – 2-1/2"

Size (in)	Body Material	Diaphragm Material	IPS Spigot		True Union IPS Socket		True Union FNPT Threaded		ANSI 150 Flanged	
			Product Code	Universal #	Product Code	Universal #	Product Code	Universal #	Product Code	Universal #

Manual Handwheel

1/2	PVC	EPDM	354175	DKYV103	354202	DKUV103	354004	DKFV103	354220	DKOV103
		FKM	354184	DKYV203	354214	DKUV203	354016	DKFV203	354229	DKOV203
		PTFE	354193	DKYV303	354208	DKUV303	354010	DKFV303	354238	DKOV303
	CPVC	EPDM	354247	DKYC103	354274	DKUC103	354022	DKFC103	354292	DKOC103
		FKM	354256	DKYC203	354280	DKUC203	354028	DKFC203	354301	DKOC203
		PTFE	354265	DKYC303	354286	DKUC303	354034	DKFC303	354310	DKOC303
3/4	PVC	EPDM	354176	DKYV104	354203	DKUV104	354005	DKFV104	354221	DKOV104
		FKM	354185	DKYV204	354215	DKUV204	354017	DKFV204	354230	DKOV204
		PTFE	354194	DKYV304	354209	DKUV304	354011	DKFV304	354239	DKOV304
	CPVC	EPDM	354248	DKYC104	354275	DKUC104	354023	DKFC104	354293	DKOC104
		FKM	354257	DKYC204	354281	DKUC204	354029	DKFC204	354302	DKOC204
		PTFE	354266	DKYC304	354287	DKUC304	354035	DKFC304	354311	DKOC304
1	PVC	EPDM	354177	DKYV105	354204	DKUV105	354006	DKFV105	354222	DKOV105
		FKM	354186	DKYV205	354216	DKUV205	354018	DKFV205	354231	DKOV205
		PTFE	354195	DKYV305	354210	DKUV305	354012	DKFV305	354240	DKOV305
	CPVC	EPDM	354249	DKYC105	354276	DKUC105	354024	DKFC105	354294	DKOC105
		FKM	354258	DKYC205	354282	DKUC205	354030	DKFC205	354303	DKOC205
		PTFE	354267	DKYC305	354288	DKUC305	354036	DKFC305	354312	DKOC305
1-1/4	PVC	EPDM	354178	DKYV106	354205	DKUV106	354007	DKFV106	354223	DKOV106
		FKM	354187	DKYV206	354217	DKUV206	354019	DKFV206	354232	DKOV206
		PTFE	354196	DKYV306	354211	DKUV306	354013	DKFV306	354241	DKOV306
	CPVC	EPDM	354250	DKYC106	354277	DKUC106	354025	DKFC106	354295	DKOC106
		FKM	354259	DKYC206	354283	DKUC206	354031	DKFC206	354304	DKOC206
		PTFE	354268	DKYC306	354289	DKUC306	354037	DKFC306	354313	DKOC306
1-1/2	PVC	EPDM	354179	DKYV107	354206	DKUV107	354008	DKFV107	354224	DKOV107
		FKM	354188	DKYV207	354218	DKUV207	354020	DKFV207	354233	DKOV207
		PTFE	354197	DKYV307	354212	DKUV307	354014	DKFV307	354242	DKOV307
	CPVC	EPDM	354251	DKYC107	354278	DKUC107	354026	DKFC107	354296	DKOC107
		FKM	354260	DKYC207	354284	DKUC207	354032	DKFC207	354305	DKOC207
		PTFE	354269	DKYC307	354290	DKUC307	354038	DKFC307	354314	DKOC307
2	PVC	EPDM	354180	DKYV108	354207	DKUV108	354009	DKFV108	354225	DKOV108
		FKM	354189	DKYV208	354219	DKUV208	354021	DKFV208	354234	DKOV208
		PTFE	354198	DKYV308	354213	DKUV308	354015	DKFV308	354243	DKOV308
	CPVC	EPDM	354252	DKYC108	354279	DKUC108	354027	DKFC108	354297	DKOC108
		FKM	354261	DKYC208	354285	DKUC208	354033	DKFC208	354306	DKOC208
		PTFE	354270	DKYC308	354291	DKUC308	354039	DKFC308	354315	DKOC308
2-1/2	PVC	EPDM	354181	DKYV109	-	-	-	-	354226	DKOV109
		FKM	354190	DKYV209	-	-	-	-	354235	DKOV209
		PTFE	354199	DKYV309	-	-	-	-	354244	DKOV309
	CPVC	EPDM	354253	DKYC109	-	-	-	-	354298	DKOC109
		FKM	354262	DKYC209	-	-	-	-	354307	DKOC209
		PTFE	354271	DKYC309	-	-	-	-	354316	DKOC309

Note: Other options are available on request.

Note: EPDM diaphragms have EPDM o-rings, FKM and PTFE diaphragms have FKM o-rings. DK Series Diaphragm valves are made-to-order.

Pressure: up to 150 psi at 73°F

Size: 20mm – 75mm

Size (mm)	Body Material	Diaphragm Material	Metric Spigot		Metric True Union Socket	
			Product Code	Universal #	Product Code	Universal #

Manual Handwheel

20	PP	EPDM	354219	DKDM103	354346	DKUM103
		FKM	354328	DKDM203	354352	DKUM203
		PTFE	354337	DKDM303	354358	DKUM303
	PVDF	EPDM	354364	DKDF103	354391	DKUF103
		FKM	354373	DKDF203	354397	DKUF203
		PTFE	354382	DKDF303	354403	DKUF303
25	PP	EPDM	354220	DKDM104	354347	DKUM104
		FKM	354329	DKDM204	354353	DKUM204
		PTFE	354338	DKDM304	354359	DKUM304
	PVDF	EPDM	354365	DKDF104	354392	DKUF104
		FKM	354374	DKDF204	354398	DKUF204
		PTFE	354383	DKDF304	354405	DKUF304
32	PP	EPDM	354221	DKDM105	354348	DKUM105
		FKM	354330	DKDM205	354354	DKUM205
		PTFE	354339	DKDM305	354360	DKUM305
	PVDF	EPDM	354366	DKDF105	354393	DKUF105
		FKM	354375	DKDF205	354399	DKUF205
		PTFE	354384	DKDF305	354406	DKUF305
40	PP	EPDM	354222	DKDM106	354349	DKUM106
		FKM	354331	DKDM206	354355	DKUM206
		PTFE	354340	DKDM306	354361	DKUM306
	PVDF	EPDM	354367	DKDF106	354394	DKUF106
		FKM	354376	DKDF206	354400	DKUF206
		PTFE	354385	DKDF306	354407	DKUF306
50	PP	EPDM	354323	DKDM107	354350	DKUM107
		FKM	354332	DKDM207	354356	DKUM207
		PTFE	354341	DKDM307	354362	DKUM307
	PVDF	EPDM	354368	DKDF107	354395	DKUF107
		FKM	354377	DKDF207	354401	DKUF207
		PTFE	354386	DKDF307	354408	DKUF307
63	PP	EPDM	354324	DKDM108	354351	DKUM108
		FKM	354333	DKDM208	354357	DKUM208
		PTFE	354342	DKDM308	354363	DKUM308
	PVDF	EPDM	354369	DKDF108	354396	DKUF108
		FKM	354378	DKDF208	354402	DKUF208
		PTFE	354387	DKDF308	354409	DKUF308
75	PP	EPDM	354325	DKDM109	-	-
		FKM	354334	DKDM209	-	-
		PTFE	354343	DKDM309	-	-
	PVDF	EPDM	354370	DKDF109	-	-
		FKM	354379	DKDF209	-	-
		PTFE	354388	DKDF309	-	-

Note: Other options are available on request.

Note: EPDM diaphragms have EPDM o-rings, FKM and PTFE diaphragms have FKM o-rings. DK Series Diaphragm valves are made-to-order.

DK SERIES DIALOCK® DIAPHRAGM VALVES – NORMALLY OPEN / PNEUMATIC

The new DK series diaphragm valves are available in PVC, CPVC, PP, or PVDF, four body styles, and three choices of diaphragms (EPDM, FKM, or PTFE). With the ability to be mounted in any position, the DK is ideal solution for modulating flow in either very clean or abrasive slurry applications.

The new innovative and patented Dialock locking mechanism allows the manual handwheel to be adjusted and locked in over 300 positions. The re-designed weir-style body has significantly improved the DK's flow rate compared to the old design and it facilitates precise linear flow regulation through the valve's full range of operation. The new DK is available in manual and pneumatic control styles.



Pressure: up to 150 psi at 73°F
Size: 1/2" – 2-1/2"

Size (in)	Body Material	Diaphragm Material	IPS Spigot		True Union IPS Socket		True Union FNPT Threaded		ANSI 150 Flanged	
			Product Code	Universal #	Product Code	Universal #	Product Code	Universal #	Product Code	Universal #
1/2	PVC	EPDM	354410	DKYV103-NO	354437	DKUV103-NO	354046	DKFV103-NO	354455	DKOV103-NO
		FKM	354419	DKYV203-NO	354443	DKUV203-NO	354048	DKFV203-NO	354464	DKOV203-NO
		PTFE	354428	DKYV303-NO	354449	DKUV303-NO	354050	DKFV303-NO	354473	DKOV303-NO
	CPVC	EPDM	354482	DKYC103-NO	354509	DKUC103-NO	354088	DKFC103-NO	354527	DKOC103-NO
		FKM	354491	DKYC203-NO	354515	DKUC203-NO	354090	DKFC203-NO	354536	DKOC203-NO
		PTFE	354500	DKYC303-NO	354521	DKUC303-NO	354092	DKFC303-NO	354545	DKOC303-NO
3/4	PVC	EPDM	354411	DKYV104-NO	354438	DKUV104-NO	354047	DKFV104-NO	354456	DKOV104-NO
		FKM	354420	DKYV204-NO	354444	DKUV204-NO	354049	DKFV204-NO	354465	DKOV204-NO
		PTFE	354429	DKYV304-NO	354450	DKUV304-NO	354051	DKFV304-NO	354474	DKOV304-NO
	CPVC	EPDM	354483	DKYC104-NO	354510	DKUC104-NO	354089	DKFC104-NO	354528	DKOC104-NO
		FKM	354492	DKYC204-NO	354516	DKUC204-NO	354091	DKFC204-NO	354537	DKOC204-NO
		PTFE	354501	DKYC304-NO	354522	DKUC304-NO	354093	DKFC304-NO	354546	DKOC304-NO
1	PVC	EPDM	354003	DKYV105-NO	354439	DKUV105-NO	354064	DKFV105-NO	354457	DKOV105-NO
		FKM	354421	DKYV205-NO	354445	DKUV205-NO	354068	DKFV205-NO	354466	DKOV205-NO
		PTFE	354430	DKYV305-NO	354451	DKUV305-NO	354072	DKFV305-NO	354475	DKOV305-NO
	CPVC	EPDM	354484	DKYC105-NO	354511	DKUC105-NO	354106	DKFC105-NO	354529	DKOC105-NO
		FKM	354493	DKYC205-NO	354517	DKUC205-NO	354110	DKFC205-NO	354538	DKOC205-NO
		PTFE	354502	DKYC305-NO	354523	DKUC305-NO	354114	DKFC305-NO	354547	DKOC305-NO
1-1/4	PVC	EPDM	354413	DKYV106-NO	354440	DKUV106-NO	354065	DKFV106-NO	354458	DKOV106-NO
		FKM	354422	DKYV206-NO	354446	DKUV206-NO	354069	DKFV206-NO	354467	DKOV206-NO
		PTFE	354431	DKYV306-NO	354452	DKUV306-NO	354073	DKFV306-NO	354476	DKOV306-NO
	CPVC	EPDM	354485	DKYC106-NO	354512	DKUC106-NO	354107	DKFC106-NO	354530	DKOC106-NO
		FKM	354494	DKYC206-NO	354518	DKUC206-NO	354111	DKFC206-NO	354539	DKOC206-NO
		PTFE	354503	DKYC306-NO	354524	DKUC306-NO	354115	DKFC306-NO	354548	DKOC306-NO
1-1/2	PVC	EPDM	354414	DKYV107-NO	354441	DKUV107-NO	354066	DKFV107-NO	354459	DKOV107-NO
		FKM	354423	DKYV207-NO	354447	DKUV207-NO	354070	DKFV207-NO	354468	DKOV207-NO
		PTFE	354432	DKYV307-NO	354453	DKUV307-NO	354074	DKFV307-NO	354477	DKOV307-NO
	CPVC	EPDM	354486	DKYC107-NO	354513	DKUC107-NO	354108	DKFC107-NO	354531	DKOC107-NO
		FKM	354495	DKYC207-NO	354519	DKUC207-NO	354112	DKFC207-NO	354540	DKOC207-NO
		PTFE	354504	DKYC307-NO	354525	DKUC307-NO	354116	DKFC307-NO	354549	DKOC307-NO
2	PVC	EPDM	354415	DKYV108-NO	354442	DKUV108-NO	354067	DKFV108-NO	354460	DKOV108-NO
		FKM	354424	DKYV208-NO	354448	DKUV208-NO	354071	DKFV208-NO	354469	DKOV208-NO
		PTFE	354433	DKYV308-NO	354454	DKUV308-NO	354075	DKFV308-NO	354478	DKOV308-NO
	CPVC	EPDM	354487	DKYC108-NO	354514	DKUC108-NO	354109	DKFC108-NO	354532	DKOC108-NO
		FKM	354496	DKYC208-NO	354520	DKUC208-NO	354113	DKFC208-NO	354541	DKOC208-NO
		PTFE	354505	DKYC308-NO	354526	DKUC308-NO	354117	DKFC308-NO	354550	DKOC308-NO
2-1/2	PVC	EPDM	354416	DKYV109-NO	-	-	-	-	354461	DKOV109-NO
		FKM	354425	DKYV209-NO	-	-	-	-	354470	DKOV209-NO
		PTFE	354434	DKYV309-NO	-	-	-	-	354479	DKOV309-NO
	CPVC	EPDM	354488	DKYC109-NO	-	-	-	-	354533	DKOC109-NO
		FKM	354497	DKYC209-NO	-	-	-	-	354542	DKOC209-NO
		PTFE	354506	DKYC309-NO	-	-	-	-	354551	DKOC309-NO

Note: Other options are available on request.

Note: EPDM diaphragms have EPDM o-rings, FKM and PTFE diaphragms have FKM o-rings. DK Series Diaphragm valves are made-to-order.

Pressure: up to 150 psi at 73°F

Size: 20mm – 75mm

Size (mm)	Body Material	Diaphragm Material	Metric Spigot		Metric True Union Socket	
			Product Code	Universal #	Product Code	Universal #
20	PP	EPDM	354554	DKDM103-NO	354581	DKUM103-NO
		FKM	354563	DKDM203-NO	354587	DKUM203-NO
		PTFE	354572	DKDM303-NO	354593	DKUM303-NO
	PVDF	EPDM	354599	DKDF103-NO	354582	DKUM104-NO
		FKM	354608	DKDF203-NO	354588	DKUM204-NO
		PTFE	354617	DKDF303-NO	354594	DKUM304-NO
25	PP	EPDM	354555	DKDM104-NO	354626	DKUF103-NO
		FKM	354564	DKDM204-NO	354632	DKUF203-NO
		PTFE	354573	DKDM304-NO	354638	DKUF303-NO
	PVDF	EPDM	354600	DKDF104-NO	354627	DKUF104-NO
		FKM	354609	DKDF204-NO	354633	DKUF204-NO
		PTFE	354618	DKDF304-NO	354639	DKUF304-NO
32	PP	EPDM	354556	DKDM105-NO	354583	DKUM105-NO
		FKM	354565	DKDM205-NO	354589	DKUM205-NO
		PTFE	354574	DKDM305-NO	354595	DKUM305-NO
	PVDF	EPDM	354601	DKDF105-NO	354584	DKUM106-NO
		FKM	354610	DKDF205-NO	354590	DKUM206-NO
		PTFE	354619	DKDF305-NO	354596	DKUM306-NO
40	PP	EPDM	354557	DKDM106-NO	354585	DKUM107-NO
		FKM	354566	DKDM206-NO	354628	DKUF105-NO
		PTFE	354575	DKDM306-NO	354634	DKUF205-NO
	PVDF	EPDM	354602	DKDF106-NO	354640	DKUF305-NO
		FKM	354611	DKDF206-NO	354629	DKUF106-NO
		PTFE	354620	DKDF306-NO	354635	DKUF206-NO
50	PP	EPDM	354558	DKDM107-NO	354641	DKUF306-NO
		FKM	354567	DKDM207-NO	354630	DKUF107-NO
		PTFE	354576	DKDM307-NO	354591	DKUM207-NO
	PVDF	EPDM	354603	DKDF107-NO	354597	DKUM307-NO
		FKM	354612	DKDF207-NO	354586	DKUM108-NO
		PTFE	354621	DKDF307-NO	354592	DKUM208-NO
63	PP	EPDM	354559	DKDM108-NO	354598	DKUM308-NO
		FKM	354568	DKDM208-NO	354636	DKUF207-NO
		PTFE	354577	DKDM308-NO	354642	DKUF307-NO
	PVDF	EPDM	354604	DKDF108-NO	354631	DKUF108-NO
		FKM	354613	DKDF208-NO	354637	DKUF208-NO
		PTFE	354622	DKDF308-NO	354643	DKUF308-NO
75	PP	EPDM	354560	DKDM109-NO	-	-
		FKM	354569	DKDM209-NO	-	-
		PTFE	354578	DKDM309-NO	-	-
	PVDF	EPDM	354605	DKDF109-NO	-	-
		FKM	354614	DKDF209-NO	-	-
		PTFE	354623	DKDF309-NO	-	-

Note: Other options are available on request.

Note: EPDM diaphragms have EPDM o-rings, FKM and PTFE diaphragms have FKPM o-rings. DK Series Diaphragm valves are made-to-order.

DK SERIES DIALOCK® DIAPHRAGM VALVES – DOUBLE ACTING PNEUMATIC



Pressure: up to 150 psi at 73°F

Size: 1/2" – 2-1/2"

Size (in)	Body Material	Diaphragm Material	IPS Spigot		True Union IPS Socket		True Union FNPT Threaded		ANSI 150 Flanged	
			Product Code	Universal #	Product Code	Universal #	Product Code	Universal #	Product Code	Universal #
1/2	PVC	EPDM	354040	DKYV103-DA	354052	DKUV103-DA	354058	DKFV103-DA	354076	DKOV103-DA
		FKM	354042	DKYV203-DA	354054	DKUV203-DA	354060	DKFV203-DA	354078	DKOV203-DA
		PTFE	354044	DKYV303-DA	354056	DKUV303-DA	354062	DKFV303-DA	354080	DKOV303-DA
	CPVC	EPDM	354082	DKYC103-DA	354094	DKUC103-DA	354100	DKFC103-DA	354118	DKOC103-DA
		FKM	354084	DKYC203-DA	354096	DKUC203-DA	354102	DKFC203-DA	354120	DKOC203-DA
		PTFE	354086	DKYC303-DA	354098	DKUC303-DA	354104	DKFC303-DA	354122	DKOC303-DA
3/4	PVC	EPDM	354041	DKYV104-DA	354053	DKUV104-DA	354059	DKFV104-DA	354077	DKOV104-DA
		FKM	354043	DKYV204-DA	354055	DKUV204-DA	354061	DKFV204-DA	354079	DKOV204-DA
		PTFE	354045	DKYV304-DA	354057	DKUV304-DA	354063	DKFV304-DA	354081	DKOV304-DA
	CPVC	EPDM	354083	DKYC104-DA	354095	DKUC104-DA	354101	DKFC104-DA	354119	DKOC104-DA
		FKM	354085	DKYC204-DA	354097	DKUC204-DA	354103	DKFC204-DA	354121	DKOC204-DA
		PTFE	354087	DKYC304-DA	354099	DKUC304-DA	354105	DKFC304-DA	354123	DKOC304-DA
1	PVC	EPDM	354417	DKYV105-DA	354661	DKUV105-DA	354418	DKFV105-DA	354733	DKOV105-DA
		FKM	354580	DKYV205-DA	354697	DKUV205-DA	354436	DKFV205-DA	354777	DKOV205-DA
		PTFE	354624	DKYV305-DA	354715	DKUV305-DA	354472	DKFV305-DA	354796	DKOV305-DA
	CPVC	EPDM	354815	DKYC105-DA	354896	DKUC105-DA	354490	DKFC105-DA	354908	DKOC105-DA
		FKM	354853	DKYC205-DA	354900	DKUC205-DA	354508	DKFC205-DA	354913	DKOC205-DA
		PTFE	354891	DKYC305-DA	354904	DKUC305-DA	354544	DKFC305-DA	354918	DKOC305-DA
1-1/4	PVC	EPDM	354562	DKYV106-DA	354669	DKUV106-DA	354426	DKFV106-DA	354741	DKOV106-DA
		FKM	354606	DKYV206-DA	354705	DKUV206-DA	354462	DKFV206-DA	354778	DKOV206-DA
		PTFE	354625	DKYV306-DA	354723	DKUV306-DA	354480	DKFV306-DA	354797	DKOV306-DA
	CPVC	EPDM	354818	DKYC106-DA	354897	DKUC106-DA	354498	DKFC106-DA	354909	DKOC106-DA
		FKM	354861	DKYC206-DA	354901	DKUC206-DA	354534	DKFC206-DA	354914	DKOC206-DA
		PTFE	354892	DKYC306-DA	354905	DKUC306-DA	354552	DKFC306-DA	354919	DKOC306-DA
1-1/2	PVC	EPDM	354570	DKYV107-DA	354670	DKUV107-DA	354427	DKFV107-DA	354742	DKOV107-DA
		FKM	354607	DKYV207-DA	354706	DKUV207-DA	354463	DKFV207-DA	354779	DKOV207-DA
		PTFE	354651	DKYV307-DA	354724	DKUV307-DA	354481	DKFV307-DA	354805	DKOV307-DA
	CPVC	EPDM	354843	DKYC107-DA	354898	DKUC107-DA	354499	DKFC107-DA	354910	DKOC107-DA
		FKM	354862	DKYC207-DA	354902	DKUC207-DA	354535	DKFC207-DA	354915	DKOC207-DA
		PTFE	354893	DKYC307-DA	354906	DKUC307-DA	354553	DKFC307-DA	354920	DKOC307-DA
2	PVC	EPDM	354571	DKYV108-DA	354696	DKUV108-DA	354435	DKFV108-DA	354768	DKOV108-DA
		FKM	354615	DKYV208-DA	354714	DKUV208-DA	354471	DKFV208-DA	354787	DKOV208-DA
		PTFE	354652	DKYV308-DA	354732	DKUV308-DA	354489	DKFV308-DA	354806	DKOV308-DA
	CPVC	EPDM	354844	DKYC108-DA	354899	DKUC108-DA	354507	DKFC108-DA	354911	DKOC108-DA
		FKM	354889	DKYC208-DA	354903	DKUC208-DA	354543	DKFC208-DA	354916	DKOC208-DA
		PTFE	354894	DKYC308-DA	354907	DKUC308-DA	354561	DKFC308-DA	354921	DKOC308-DA
2-1/2	PVC	EPDM	354579	DKYV109-DA	-	-	-	-	354769	DKOV109-DA
		FKM	354616	DKYV209-DA	-	-	-	-	354788	DKOV209-DA
		PTFE	354660	DKYV309-DA	-	-	-	-	354814	DKOV309-DA
	CPVC	EPDM	354852	DKYC109-DA	-	-	-	-	354912	DKOC109-DA
		FKM	354890	DKYC209-DA	-	-	-	-	354917	DKOC209-DA
		PTFE	354895	DKYC309-DA	-	-	-	-	354922	DKOC309-DA

Note: Other options are available on request.

Note: EPDM diaphragms have EPDM o-rings, FKM and PTFE diaphragms have FKM o-rings. DK Series Diaphragm valves are made-to-order.

Pressure: up to 150 psi at 73°F

Size: 20mm – 75mm

Size (mm)	Body Material	Diaphragm Material	Metric Spigot		Metric True Union Socket	
			Product Code	Universal #	Product Code	Universal #
20	PP	EPDM	354124	DKDM103-DA	354130	DKUM103-DA
		FKM	354126	DKDM203-DA	354132	DKUM203-DA
		PTFE	354128	DKDM303-DA	354134	DKUM303-DA
	PVDF	EPDM	354172	DKDF103-DA	354883	DKUF103-DA
		FKM	354174	DKDF203-DA	354885	DKUF203-DA
		PTFE	354881	DKDF303-DA	354887	DKUF303-DA
25	PP	EPDM	354125	DKDM104-DA	354131	DKUM104-DA
		FKM	354127	DKDM204-DA	354133	DKUM204-DA
		PTFE	354129	DKDM304-DA	354135	DKUM304-DA
	PVDF	EPDM	354173	DKDF104-DA	354884	DKUF104-DA
		FKM	354880	DKDF204-DA	354886	DKUF204-DA
		PTFE	354882	DKDF304-DA	354888	DKUF304-DA
32	PP	EPDM	354923	DKDM105-DA	354938	DKUM105-DA
		FKM	354928	DKDM205-DA	354942	DKUM205-DA
		PTFE	354933	DKDM305-DA	354946	DKUM305-DA
	PVDF	EPDM	354950	DKDF105-DA	354965	DKUF105-DA
		FKM	354955	DKDF205-DA	354969	DKUF205-DA
		PTFE	354960	DKDF305-DA	354973	DKUF305-DA
40	PP	EPDM	354924	DKDM106-DA	354939	DKUM106-DA
		FKM	354929	DKDM206-DA	354943	DKUM206-DA
		PTFE	354934	DKDM306-DA	354947	DKUM306-DA
	PVDF	EPDM	354951	DKDF106-DA	354966	DKUF106-DA
		FKM	354956	DKDF206-DA	354970	DKUF206-DA
		PTFE	354961	DKDF306-DA	354974	DKUF306-DA
50	PP	EPDM	354925	DKDM107-DA	354940	DKUM107-DA
		FKM	354930	DKDM207-DA	354944	DKUM207-DA
		PTFE	354935	DKDM307-DA	354948	DKUM307-DA
	PVDF	EPDM	354952	DKDF107-DA	354967	DKUF107-DA
		FKM	354957	DKDF207-DA	354971	DKUF207-DA
		PTFE	354962	DKDF307-DA	354975	DKUF307-DA
63	PP	EPDM	354926	DKDM108-DA	354941	DKUM108-DA
		FKM	354931	DKDM208-DA	354945	DKUM208-DA
		PTFE	354936	DKDM308-DA	354949	DKUM308-DA
	PVDF	EPDM	354953	DKDF108-DA	354968	DKUF108-DA
		FKM	354958	DKDF208-DA	354972	DKUF208-DA
		PTFE	354963	DKDF308-DA	354976	DKUF308-DA
75	PP	EPDM	354927	DKDM109-DA	-	-
		FKM	354932	DKDM209-DA	-	-
		PTFE	354937	DKDM309-DA	-	-
	PVDF	EPDM	354954	DKDF109-DA	-	-
		FKM	354959	DKDF209-DA	-	-
		PTFE	354964	DKDF309-DA	-	-

Note: Other options are available on request.

Note: EPDM diaphragms have EPDM o-rings, FKM and PTFE diaphragms have FKPM o-rings. DK Series Diaphragm valves are made-to-order.

DK SERIES DIALOCK® DIAPHRAGM VALVES - NORMALLY CLOSED PNEUMATIC



Pressure: up to 150 psi at 73°F

Size: 1/2" – 2-1/2"

Size (in)	Body Material	Diaphragm Material	IPS Spigot		True Union IPS Socket		True Union FNPT Threaded		ANSI 150 Flanged	
			Product Code	Universal #	Product Code	Universal #	Product Code	Universal #	Product Code	Universal #
1/2	PVC	EPDM	354644	DKYV103-NC	354671	DKUV103-NC	354136	DKFV103-NC	354689	DKOV103-NC
		FKM	354653	DKYV203-NC	354677	DKUV203-NC	354142	DKFV203-NC	354698	DKOV203-NC
		PTFE	354662	DKYV303-NC	354683	DKUV303-NC	354148	DKFV303-NC	354707	DKOV303-NC
	CPVC	EPDM	354716	DKYC103-NC	354743	DKUC103-NC	354154	DKFC103-NC	354761	DKOC103-NC
		FKM	354725	DKYC203-NC	354749	DKUC203-NC	354160	DKFC203-NC	354770	DKOC203-NC
		PTFE	354734	DKYC303-NC	354755	DKUC303-NC	354166	DKFC303-NC	354780	DKOC303-NC
3/4	PVC	EPDM	354645	DKYV104-NC	354672	DKUV104-NC	354137	DKFV104-NC	354690	DKOV104-NC
		FKM	354654	DKYV204-NC	354678	DKUV204-NC	354143	DKFV204-NC	354699	DKOV204-NC
		PTFE	354663	DKYV304-NC	354684	DKUV304-NC	354149	DKFV304-NC	354708	DKOV304-NC
	CPVC	EPDM	354717	DKYC104-NC	354744	DKUC104-NC	354155	DKFC104-NC	354762	DKOC104-NC
		FKM	354726	DKYC204-NC	354750	DKUC204-NC	354161	DKFC204-NC	354771	DKOC204-NC
		PTFE	354735	DKYC304-NC	354756	DKUC304-NC	354167	DKFC304-NC	354781	DKOC304-NC
1	PVC	EPDM	354646	DKYV105-NC	354673	DKUV105-NC	354138	DKFV105-NC	354691	DKOV105-NC
		FKM	354655	DKYV205-NC	354679	DKUV205-NC	354144	DKFV205-NC	354700	DKOV205-NC
		PTFE	354664	DKYV305-NC	354685	DKUV305-NC	354150	DKFV305-NC	354709	DKOV305-NC
	CPVC	EPDM	354718	DKYC105-NC	354745	DKUC105-NC	354156	DKFC105-NC	354763	DKOC105-NC
		FKM	354727	DKYC205-NC	354751	DKUC205-NC	354162	DKFC205-NC	354772	DKOC205-NC
		PTFE	354736	DKYC305-NC	354757	DKUC305-NC	354168	DKFC305-NC	354782	DKOC305-NC
1-1/4	PVC	EPDM	354647	DKYV106-NC	354674	DKUV106-NC	354139	DKFV106-NC	354692	DKOV106-NC
		FKM	354656	DKYV206-NC	354680	DKUV206-NC	354145	DKFV206-NC	354701	DKOV206-NC
		PTFE	354665	DKYV306-NC	354686	DKUV306-NC	354151	DKFV306-NC	354710	DKOV306-NC
	CPVC	EPDM	354719	DKYC106-NC	354746	DKUC106-NC	354157	DKFC106-NC	354764	DKOC106-NC
		FKM	354728	DKYC206-NC	354752	DKUC206-NC	354163	DKFC206-NC	354773	DKOC206-NC
		PTFE	354737	DKYC306-NC	354758	DKUC306-NC	354169	DKFC306-NC	354783	DKOC306-NC
1-1/2	PVC	EPDM	354648	DKYV107-NC	354675	DKUV107-NC	354140	DKFV107-NC	354693	DKOV107-NC
		FKM	354657	DKYV207-NC	354681	DKUV207-NC	354146	DKFV207-NC	354702	DKOV207-NC
		PTFE	354666	DKYV307-NC	354687	DKUV307-NC	354152	DKFV307-NC	354711	DKOV307-NC
	CPVC	EPDM	354720	DKYC107-NC	354747	DKUC107-NC	354158	DKFC107-NC	354765	DKOC107-NC
		FKM	354729	DKYC207-NC	354753	DKUC207-NC	354164	DKFC207-NC	354774	DKOC207-NC
		PTFE	354738	DKYC307-NC	354759	DKUC307-NC	354170	DKFC307-NC	354784	DKOC307-NC
2	PVC	EPDM	354649	DKYV108-NC	354676	DKUV108-NC	354141	DKFV108-NC	354694	DKOV108-NC
		FKM	354658	DKYV208-NC	354682	DKUV208-NC	354147	DKFV208-NC	354703	DKOV208-NC
		PTFE	354667	DKYV308-NC	354688	DKUV308-NC	354153	DKFV308-NC	354712	DKOV308-NC
	CPVC	EPDM	354721	DKYC108-NC	354748	DKUC108-NC	354159	DKFC108-NC	354766	DKOC108-NC
		FKM	354730	DKYC208-NC	354754	DKUC208-NC	354165	DKFC208-NC	354775	DKOC208-NC
		PTFE	354739	DKYC308-NC	354760	DKUC308-NC	354171	DKFC308-NC	354785	DKOC308-NC
2-1/2	PVC	EPDM	354650	DKYV109-NC	-	-	-	-	354695	DKOV109-NC
		FKM	354659	DKYV209-NC	-	-	-	-	354704	DKOV209-NC
		PTFE	354668	DKYV309-NC	-	-	-	-	354713	DKOV309-NC
	CPVC	EPDM	354722	DKYC109-NC	-	-	-	-	354767	DKOC109-NC
		FKM	354731	DKYC209-NC	-	-	-	-	354776	DKOC209-NC
		PTFE	354740	DKYC309-NC	-	-	-	-	354786	DKOC309-NC

Note: Other options are available on request.

Note: EPDM diaphragms have EPDM o-rings, FKM and PTFE diaphragms have FKM o-rings. DK Series Diaphragm valves are made-to-order.

Pressure: up to 150 psi at 73°F

Size: 20mm – 75mm

Size (mm)	Body Material	Diaphragm Material	Metric Spigot		Metric True Union Socket	
			Product Code	Universal #	Product Code	Universal #
20	PP	EPDM	354789	DKDM103-NC	354816	DKUM103-NC
		FKM	354798	DKDM203-NC	354824	DKUM203-NC
		PTFE	354807	DKDM303-NC	354830	DKUM303-NC
	PVDF	EPDM	354836	DKDF103-NC	354863	DKUF103-NC
		FKM	354845	DKDF203-NC	354868	DKUF203-NC
		PTFE	354854	DKDF303-NC	354874	DKUF303-NC
25	PP	EPDM	354790	DKDM104-NC	354819	DKUM104-NC
		FKM	354799	DKDM204-NC	354825	DKUM204-NC
		PTFE	354808	DKDM304-NC	354831	DKUM304-NC
	PVDF	EPDM	354837	DKDF104-NC	354864	DKUF104-NC
		FKM	354846	DKDF204-NC	354869	DKUF204-NC
		PTFE	354855	DKDF304-NC	354875	DKUF304-NC
32	PP	EPDM	354791	DKDM105-NC	354820	DKUM105-NC
		FKM	354800	DKDM205-NC	354826	DKUM205-NC
		PTFE	354809	DKDM305-NC	354832	DKUM305-NC
	PVDF	EPDM	354838	DKDF105-NC	354817	DKUF105-NC
		FKM	354847	DKDF205-NC	354870	DKUF205-NC
		PTFE	354856	DKDF305-NC	354876	DKUF305-NC
40	PP	EPDM	354792	DKDM106-NC	354821	DKUM106-NC
		FKM	354801	DKDM206-NC	354827	DKUM206-NC
		PTFE	354810	DKDM306-NC	354833	DKUM306-NC
	PVDF	EPDM	354839	DKDF106-NC	354865	DKUF106-NC
		FKM	354848	DKDF206-NC	354871	DKUF206-NC
		PTFE	354857	DKDF306-NC	354877	DKUF306-NC
50	PP	EPDM	354793	DKDM107-NC	354822	DKUM107-NC
		FKM	354802	DKDM207-NC	354828	DKUM207-NC
		PTFE	354811	DKDM307-NC	354834	DKUM307-NC
	PVDF	EPDM	354840	DKDF107-NC	354866	DKUF107-NC
		FKM	354849	DKDF207-NC	354872	DKUF207-NC
		PTFE	354858	DKDF307-NC	354878	DKUF307-NC
63	PP	EPDM	354794	DKDM108-NC	354823	DKUM108-NC
		FKM	354803	DKDM208-NC	354829	DKUM208-NC
		PTFE	354812	DKDM308-NC	354835	DKUM308-NC
	PVDF	EPDM	354841	DKDF108-NC	354867	DKUF108-NC
		FKM	354850	DKDF208-NC	354873	DKUF208-NC
		PTFE	354859	DKDF308-NC	354879	DKUF308-NC
75	PP	EPDM	354795	DKDM109-NC	-	-
		FKM	354804	DKDM209-NC	-	-
		PTFE	354813	DKDM309-NC	-	-
	PVDF	EPDM	354842	DKDF109-NC	-	-
		FKM	354851	DKDF209-NC	-	-
		PTFE	354860	DKDF309-NC	-	-

Note: Other options are available on request.

Note: EPDM diaphragms have EPDM o-rings, FKM and PTFE diaphragms have FKPM o-rings. DK Series Diaphragm valves are made-to-order.

DK DIAPHRAGM VALVES – OPTIONS & ACCESSORIES

IPEX DK diaphragm valves can be pneumatically actuated providing precise control of critical applications. The normally closed (fail close), normally open (fail open), and double acting DK valves make up of one of the most extensive ranges in the industry. All pneumatic diaphragm valves can be outfitted with many options and accessories such as: stroke limiters, optical and electric position indicators, electro-pneumatic positioners, pilot valves, and various combinations thereof.

Valve Series	Size inches	Product Code	Universal Number
--------------	-------------	--------------	------------------

Electrical Position Indicator, 1 Mechanical Switch



DK / NC	1/2 – 3/4	154472	
DK / NC	1 – 1-1/4	054953	
DK / NC	1-1/2	054954	
DK / NC	2 – 2-1/2	054955	

Microswitch Box, 2 Electromechanical Switches (IP 65)



DK / NO-DA	1/2 – 3/4	154474	
DK / NC	1/2 – 3/4	154473	
DK / NO-DA	1 – 2 1/2	054969	
DK / NC	1 – 1 1/2	054967	
DK / NC	2 – 2 1/2	054968	

Microswitch Box, 2 Inductive Switches (IP 65, NAMUR*, SAFETY CLASS: Eex ia IIC T6)



DK / NO-DA	1/2 – 3/4	154477	
DK / NC	1/2 – 3/4	154476	
DK / NO-DA	1 – 2-1/2	054972	
DK / NC	1 – 1-1/2	054970	
DK / NC	2 – 2-1/2	054971	

* to be used with an amplifier

Optical Position Indicator



DK / DA-NO-NC	1 – 2-1/2	054997	
---------------	-----------	--------	--

Stroke Limiter



DK / DA-NO	1/2 – 2-1/2	054994	
DK / NC	1 – 1-1/2	054991	
DK / NC	2 – 2-1/2	054992	

Valve Series	Size inches	Product Code	Universal Number
--------------	-------------	--------------	------------------

Stroke Limiter w/ Optical Position Indicator



DK / DA-NO-NC	1/2 – 3/4	154470	
DK / DA-NO	1 – 2-1/2	053066	
DK / NC	1 – 1-1/4	054999	
DK / NC	1-1/2	053063	
DK / NC	2 – 2-1/2	053064	

Stroke Limiter w/ Position Indicator and Manual Override



DK / DA-NO-NC	1/2 – 3/4	154471	
DK / DA-NO*	1 – 1-1/4	053072	
DK / DA-NO*	1-1/2 – 2-1/2	053073	
DK / NC*	1 – 1-1/4	053069	
DK / NC*	1-1/2 – 2-1/2	053071	

* factory assembled

Valve Series	Size inches	Style	Voltage	Product Code	Universal Number
--------------	-------------	-------	---------	--------------	------------------

Pilot Solenoid Valve – Direct Mount, NBR Seals



DK / DA-NO-NC	1/2 – 2 1/2	3/2 Way	24 VDC	154036	
DK / DA-NO-NC	1/2 – 2 1/2	3/2 Way	110 VAC	053074	
DK / DA-NO-NC	1/2 – 3/4	3-5/2 Way	24 VDC	154485	
DK / DA-NO-NC	1/2 – 3/4	3-5/2 Way	110 VAC	154486	
NAMUR Adapter Plate	1/2 – 3/4	–	–	154484	

Pilot Solenoid Valve – Gang Mount, NBR Seals



DK / DA-NO-NC	1/2 – 2-1/2	3/2 Way	24 VDC	154483	
DK / DA-NO-NC	1/2 – 2-1/2	3/2 Way	110 VAC	053076	

VM SERIES DIAPHRAGM VALVES – MANUAL HANDWHEEL

The VM series weir-style diaphragm valves are available in PVC, CPVC, PP, or PVDF, four body styles, and three choices of diaphragms (EPDM, FKM, or PTFE). Able to be mounted in any position, the VM is ideal for either very clean or abrasive slurry applications. A unique and proprietary PTFE diaphragm design, available automation, and multiple accessories make this one of the most advanced and versatile lines in the industry.

Pressure: up to 150 psi at 73°F depending on the size
 Size: 3" – 4"



Size (in)	Body Material	Diaphragm Material	IPS Spigot		ANSI 150 Flanged	
			Product Code	Universal #	Product Code	Universal #

Manual Handwheel

3	PVC	EPDM	054182	VMYV110	054227	VMOV110
		FKM	054191	VMYV210	054236	VMOV210
		PTFE	054200	VMYV310	054245	VMOV310
	CPVC	EPDM	054254	VMYC110	054299	VMOC110
		FKM	054263	VMYC210	054308	VMOC210
		PTFE	054272	VMYC310	054317	VMOC310
4	PVC	EPDM	054183	VMYV111	054228	VMOV111
		FKM	054192	VMYV211	054237	VMOV211
		PTFE	054201	VMYV311	054246	VMOV311
	CPVC	EPDM	054255	VMYC111	054300	VMOC111
		FKM	054264	VMYC211	054309	VMOC211
		PTFE	054273	VMYC311	054318	VMOC311

Size (mm)	Material	Product Code
-----------	----------	--------------

Coupling

90mm x 3"	PP	537071
110mm x 4"	PP	537072

Pressure: up to 150 psi at 73°F depending on the size
 Size: 90mm – 110mm

Size (mm)	Body Material	Diaphragm Material	IPS Spigot	
			Product Code	Universal #

Manual Handwheel

90mm	PP	EPDM	054326	VMDM110
		FKM	054335	VMDM210
		PTFE	054344	VMDM310
110mm	PP	EPDM	054327	VMDM111
		FKM	054336	VMDM211
		PTFE	054345	VMDM311

Pressure: up to 150 psi at 73°F
 Size: 3" – 4"

Size (in)	Body Material	Diaphragm Material	IPS Socket	
			Product Code	Universal #

Manual Handwheel

3	PP	EPDM	354192	VMAM110
		FKM	354228	VMAM210
		PTFE	354236	VMAM310
4	PP	EPDM	354237	VMAM111
		FKM	354245	VMAM211
		PTFE	354246	VMAM311

Note: EPDM diaphragms have EPDM o-rings, FKM and PTFE diaphragms have FKM o-rings. For ABS and u-PP VM diaphragm valves, please refer to the Duraplus ABS Industrial and Enpure. Other options are available on request. DK Series Diaphragm valves are made-to-order.

VM SERIES PNEUMATIC DIAPHRAGM VALVES – NORMALLY OPEN / DOUBLE ACTING PNEUMATIC



Pressure: up to 150 psi at 73°F depending on the size

Size: 3" – 4"

Size (in)	Body Material	Diaphragm Material	IPS Spigot		ANSI 150 Flanged	
			Product Code	Universal #	Product Code	Universal #

Normally Open / Double Acting

Size (in)	Body Material	Diaphragm Material	IPS Spigot		ANSI 150 Flanged	
			Product Code	Universal #	Product Code	Universal #
3	PVC	EPDM	054417	VMYV110-NO	054462	VMOV110-NO
		FKM	054426	VMYV210-NO	054471	VMOV210-NO
		PTFE	054435	VMYV310-NO	054480	VMOV310-NO
	CPVC	EPDM	054489	VMYC110-NO	054534	VMOC110-NO
		FKM	054498	VMYC210-NO	054543	VMOC210-NO
		PTFE	054507	VMYC310-NO	054552	VMOC310-NO
4	PVC	EPDM	054418	VMYV111-NO	054463	VMOV111-NO
		FKM	054427	VMYV211-NO	054472	VMOV211-NO
		PTFE	054436	VMYV311-NO	054481	VMOV311-NO
	CPVC	EPDM	054490	VMYC111-NO	054535	VMOC111-NO
		FKM	054499	VMYC211-NO	054544	VMOC211-NO
		PTFE	054508	VMYC311-NO	054553	VMOC311-NO

Pressure: up to 150 psi at 73°F depending on the size

Size: 90mm – 110mm

Size (mm)	Body Material	Diaphragm Material	IPS Spigot	
			Product Code	Universal #

Normally Open / Double Acting

Size (mm)	Body Material	Diaphragm Material	IPS Spigot	
			Product Code	Universal #
90mm	PP	EPDM	054561	VMDM110-NO
		FKM	054570	VMDM210-NO
		PTFE	054579	VMDM310-NO
110mm	PP	EPDM	054562	VMDM111-NO
		FKM	054571	VMDM211-NO
		PTFE	054580	VMDM311-NO

VM SERIES PNEUMATIC DIAPHRAGM VALVES

– NORMALLY CLOSED PNEUMATIC



Pressure: up to 150 psi at 73°F depending on the size
 Size: 3" – 4"

Size (in)	Body Material	Diaphragm Material	IPS Spigot		ANSI 150 Flanged	
			Product Code	Universal #	Product Code	Universal #

Normally Closed

3	PVC	EPDM	054651	VMYV110-NC	054696	VMOV110-NC
		FKM	054660	VMYV210-NC	054705	VMOV210-NC
		PTFE	054669	VMYV310-NC	054714	VMOV310-NC
	CPVC	EPDM	054723	VMYC110-NC	054768	VMOC110-NC
		FKM	054732	VMYC210-NC	054778	VMOC210-NC
		PTFE	054741	VMYC310-NC	054787	VMOC310-NC
4	PVC	EPDM	054652	VMYV111-NC	054697	VMOV111-NC
		FKM	054661	VMYV211-NC	054706	VMOV211-NC
		PTFE	054670	VMYV311-NC	054715	VMOV311-NC
	CPVC	EPDM	054724	VMYC111-NC	054769	VMOC111-NC
		FKM	054733	VMYC211-NC	054779	VMOC211-NC
		PTFE	054742	VMYC311-NC	054788	VMOC311-NC

Pressure: up to 150 psi at 73°F depending on the size
 Size: 90mm – 110mm

Size (in)	Body Material	Diaphragm Material	IPS Spigot	
			Product Code	Universal #

Normally Closed

90mm	PP	EPDM	054796	VMDM110-NC
		FKM	054805	VMDM210-NC
		PTFE	054814	VMDM310-NC
110mm	PP	EPDM	054797	VMDM111-NC
		FKM	054806	VMDM211-NC
		PTFE	054815	VMDM311-NC

VM DIAPHRAGM VALVES – AUTOMATION & ACCESSORIES

IPEX diaphragm valves can be pneumatically actuated providing precise control of critical applications. The normally closed (fail close), normally open (fail open), and double acting VM valves make up of one of the most extensive ranges in the industry. All VM pneumatic diaphragm valves can be outfitted with many options and accessories such as: stroke limiters, optical and electric position indicators, electro-pneumatic positioners, pilot valves, and various combinations thereof.

Valve Series	Size inches	Product Code	Universal Number
--------------	-------------	--------------	------------------

Optical Position Indicator



VM / NC - NO - DA	3 - 4	054998	ZIN2410015
-------------------	-------	--------	------------

Protection cap included, see assembly instructions.

Stroke Limiter



*VM / NC	3 - 4	054993	ZLP2411010
VM / NO - DA	3 - 4	054995	ZLP2411008

Protection cap included for VM.
*Actuator must have the metal cap.

Stroke Limiter w/ Optical Position Indicator



*VM / NC	3 - 4	053065	ZLI2412006
VM / NO - DA	3 - 4	053067	ZLI2412008

Protection cap included for VM.
*Actuator must have the metal cap.

Electrical Position Indicator – 1 Mechanical Switch



VM / NC	3 - 4	054956	ZMS2490005
---------	-------	--------	------------

Microswitch Box – 2 Electromechanical Switches



VM / NC	3 - 4	054968	ZMS2485002
VM / NO - DA	3	054969	ZMS2485003
VM / NO - DA	4	154475	ZMS24860031

Microswitch Box – 2 Inductive Switches

VM / NC	3 - 4	054971	ZMS2486002
VM / NO - DA	3	054972	ZMS2486003
VM / NO - DA	4	154478	ZMS24860031

DV SERIES DIAPHRAGM VALVES – MANUAL HANDWHEEL

The DV is a rugged industrial product ideal for throttling or use in abrasive slurry lines. The raising position indicator also functions as an adjustable travel stop. This feature can be used to avoid over-compression of the EPDM or PTFE diaphragm, or as a travel limiter allowing different settings for the "closed" position. The molded flanged body eliminates potentially leaky joints while featuring end-to-end dimensions identical to most plastic lined metal diaphragm valves, allowing for direct replacement.



Pressure: up to 150 psi at 73°F depending on the size

Sizes: 1/2" – 6"

Size (in)	Diaphragm Material	Flanged	
		Product Code	Universal #

DV PVC BODY

1/2	EPDM	052196	DVOV103
	PTFE	052296	DVOV303
3/4	EPDM	052197	DVOV104
	PTFE	052297	DVOV304
1	EPDM	052198	DVOV105
	PTFE	052298	DVOV305
1-1/2	EPDM	052207	DVOV107
	PTFE	052299	DVOV307
2	EPDM	052208	DVOV108
	PTFE	052354	DVOV308
3	EPDM	052209	DVOV109
	PTFE	052355	DVOV309
4	EPDM	052217	DVOV110
	PTFE	052356	DVOV310
6	EPDM	052218	DVOV111
	PTFE	052357	DVOV311

CM SERIES COMPACT DIAPHRAGM VALVES

The CM is a compact design with true union ends, available in PVC, CPVC, PP, or PVDF. With three diaphragm options (EPDM, FKM, or PTFE), these manually operated or pneumatically actuated valves are ideal for OEMs. A standard position indicator and integrated mounting bushings complete the long list of features.



Pressure: up to 90 psi at 73°F
 Size: 1/2" in PVC and CPVC,
 16 mm – 20 mm in PP and PVDF

Size (in)	Body Material	Diaphragm Material	True Union Socket/Threaded		True Union Socket	
			Product Code	Universal #	Product Code	Universal #

CM BODY

Size (in)	Body Material	Diaphragm Material	True Union Socket/Threaded Product Code	True Union Socket/Threaded Universal #	True Union Socket Product Code	True Union Socket Universal #
3/8	PVC	EPDM	253071	CMBV102	054127	CMUV103
		FKM	-	-	-	-
		PTFE	253072	CMBV302	-	-
1/2	PVC	EPDM	253073	CMBV103	-	-
		FKM	054129	CMUV203	-	-
		PTFE	253074	CMBV303	054131	CMUV303
	CPVC	EPDM	054128	CMUC103	-	-
		FKM	054130	CMUC203	-	-
		PTFE	054132	CMUC303	-	-

Pressure: up to 90 psi at 73°F
 Size: 16 mm – 20 mm in PP and PVDF

Size (in)	Body Material	Diaphragm Material	True Union Metric Socket		Metric Socket		Metric Spigot	
			Product Code	Universal #	Product Code	Universal #	Product Code	Universal #

CM BODY

Size (in)	Body Material	Diaphragm Material	True Union Metric Socket Product Code	True Union Metric Socket Universal #	Metric Socket Product Code	Metric Socket Universal #	Metric Spigot Product Code	Metric Spigot Universal #
16	PP	EPDM	-	-	054133	CMIM102	-	-
		FKM	-	-	054136	CMIM202	-	-
		PTFE	-	-	054139	CMIM302	-	-
	PVDF	EPDM	-	-	054142	CMIF102	-	-
		FKM	-	-	054145	CMIF202	-	-
		PTFE	-	-	054148	CMIF302	-	-
20	PP	EPDM	054135	CMUM103	-	-	054134	CMDM103
		FKM	054138	CMUM203	-	-	054137	CMDM203
		PTFE	054141	CMUM303	-	-	054140	CMDM303
	PVDF	EPDM	054144	CMUF103	-	-	054143	CMDF103
		FKM	054147	CMUF203	-	-	054146	CMDF203
		PTFE	054150	CMUF303	-	-	054149	CMDF303

CM SERIES COMPACT DIAPHRAGM VALVES – NORMALLY CLOSED PNEUMATIC

Pressure: up to 90 psi at 73°F
 Size: 1/2" in PVC and CPVC,
 16 mm – 20 mm in PP and PVDF



Size (in)	Body Material	Diaphragm Material	True Union Socket	
			Product Code	Universal #

CM BODY

Size (in)	Body Material	Diaphragm Material	True Union Socket	
			Product Code	Universal #
1/2	PVC	EPDM	054151	CMUV103-NC
		FKM	054152	CMUV203-NC
		PTFE	054153	CMUV303-NC
	CPVC	EPDM	054154	CMUC103-NC
		FKM	054155	CMUC203-NC
		PTFE	054156	CMUC303-NC

Pressure: up to 90 psi at 73°F
 Size: 16 mm – 20 mm in PP and PVDF

Size (in)	Body Material	Diaphragm Material	True Union Metric Socket		Metric Socket		Metric Spigot	
			Product Code	Universal #	Product Code	Universal #	Product Code	Universal #

CM BODY

Size (in)	Body Material	Diaphragm Material	True Union Metric Socket		Metric Socket		Metric Spigot	
			Product Code	Universal #	Product Code	Universal #	Product Code	Universal #
16	PP	EPDM	-	-	054157	CMIM102-NC	-	-
		FKM	-	-	054160	CMIM202-NC	-	-
		PTFE	-	-	054163	CMIM302-NC	-	-
	PVDF	EPDM	-	-	054166	CMIF102-NC	-	-
		FKM	-	-	054169	CMIF202-NC	-	-
		PTFE	-	-	054172	CMIF302-NC	-	-
20	PP	EPDM	054159	CMUM103-NC	-	-	054158	CMDM103-NC
		FKM	054162	CMUM203-NC	-	-	054161	CMDM203-NC
		PTFE	054165	CMUM303-NC	-	-	054164	CMDM303-NC
	PVDF	EPDM	054168	CMUF103-NC	-	-	054167	CMDF103-NC
		FKM	054171	CMUF203-NC	-	-	054170	CMDF203-NC
		PTFE	054174	CMUF303-NC	-	-	054173	CMDF303-NC

Note: EPDM diaphragms have EPDM o-rings Viton® and PTFE diaphragms have Viton® o-rings.

DKD SERIES DIAPHRAGM VALVES – DIRECT ACTING PNEUMATIC

The DKD Series diaphragm valve is an ultra-compact, direct acting pneumatic valve that is ideal for shutting off extremely dirty and highly viscous fluids. Optimized fluid dynamics are achieved by improved internal geometry.

The valve is comprised of three elements: the body, diaphragm and sealing bonnet. When compressed air enters the bonnet, the diaphragm is pressed against the body's weir, interrupting the flow.

This simplified operating principal combined with a low number of components guarantees high reliability and durability. The DKD Series Diaphragm Valve is part of a complete system of pipe, valves and fittings, engineered and manufactured to strict quality, performance and dimensional standards.



Pressure: up to 120 psi at 73°F depending upon the available control pressure

Sizes: 1/2" – 2"

Size (in)	Spigot		True Union	
	Product Code	Universal #	Product Code	Universal #

DKD PVC w/ EPDM LINER

1/2	354183	DKYV103D	354255	DKUV103D
3/4	354191	DKYV104D	354263	DKUV104D
1	354182	DKYV105D	354264	DKUV105D
1-1/4	354200	DKYV106D	354272	DKUV106D
1-1/2	354201	DKYV107D	354273	DKUV107D
2	354227	DKYV108D	354299	DKUV108D

SXE SERIES BALL CHECK VALVES – TRUE UNION

The IPEX EASYFIT SXE Series True Union Ball Check Valves represent the latest innovation in thermoplastic valve manufacturing technology. The SXE is a complement to the VXE and VEE ball valve product lines, with many of the same features. SXE introduces an advanced method of installation, providing trouble free service for industrial, OEM and water service applications.

It is designed to work with just a few psi of back pressure for positive shutoff in both vertical and horizontal installations.

Pressure: 232 psi at 73°F

Sizes: 1/2" – 4"



Size (in)	Body Material	Seal Material	Socket/Threaded		Socket	
			Product Code	Universal #	Product Code	Universal #

SXE

1/2	PVC	EPDM	052013	SXEBV103	-	-
		FKM	052022	SXEBV203	-	-
	CPVC	EPDM	052121	SXEBC103	-	-
		FKM	052127	SXEBC203	-	-
3/4	PVC	EPDM	052014	SXEBV104	-	-
		FKM	052023	SXEBV204	-	-
	CPVC	EPDM	052122	SXEBC104	-	-
		FKM	052128	SXEBC204	-	-
1	PVC	EPDM	052015	SXEBV105	-	-
		FKM	052027	SXEBV205	-	-
	CPVC	EPDM	052123	SXEBC105	-	-
		FKM	052133	SXEBC205	-	-
1-1/4	PVC	EPDM	052016	SXEBV106	-	-
		FKM	052028	SXEBV206	-	-
	CPVC	EPDM	052124	SXEBC106	-	-
		FKM	052134	SXEBC206	-	-
1-1/2	PVC	EPDM	052017	SXEBV107	-	-
		FKM	052030	SXEBV207	-	-
	CPVC	EPDM	052125	SXEBC107	-	-
		FKM	052135	SXEBC207	-	-
2	PVC	EPDM	052018	SXEBV108	-	-
		FKM	052120	SXEBV208	-	-
	CPVC	EPDM	052126	SXEBC108	-	-
		FKM	052136	SXEBC208	-	-
2-1/2	PVC	EPDM	-	-	052478	SXEAV109
		FKM	-	-	052481	SXEAV209
	CPVC	EPDM	-	-	052484	SXEAC109
		FKM	-	-	052487	SXEAC209
3	PVC	EPDM	-	-	052479	SXEAV110
		FKM	-	-	052482	SXEAV210
	CPVC	EPDM	-	-	052485	SXEAC110
		FKM	-	-	052488	SXEAC210
4	PVC	EPDM	-	-	052480	SXEAV111
		FKM	-	-	052483	SXEAV211
	CPVC	EPDM	-	-	052486	SXEAC111
		FKM	-	-	052489	SXEAC211

With optimized fluid dynamics design the SXE has an improved Cv value. The seat stop carrier is a threaded design for safe disconnection upstream. The ball is machined smooth for optimal service and prolonged life. The SXE also utilizes the EASYFIT torque wrench to tighten union nuts with defined torque and the EASYFIT LCE labelling system for custom identification.

Note: See page 146 for EasyFit Accessories

Check valves should be used whenever there is a need to prevent back-flow of process media. This may be when two incompatible fluids cannot be allowed to mix, or when reverse flow would cause undesirable drainage of a system line or tank. Many styles exist including: simple ball checks, heavy duty swing checks, and highly efficient piston checks. These valves are typically gravity operated and require very little back pressure to seal. Air release valves safely allow any entrapped air or gas to escape, avoiding damage to the piping system.

SSE SERIES SPRING ASSISTED CHECK VALVES – TRUE UNION

The all new SSE Spring Assisted Ball Check Valve complements our SXE ball check valves, which introduce an advanced method of installation, providing trouble free service for industrial, OEM and water service applications. The internal profile of the SSE, combined with the spring assisted contoured ball, gives the advantage of trouble-free vertical and horizontal installations, even if only very low backpressure is available. The innovative SSE EasyFit design features a custom labelling system, and the EasyFit multifunctional handle allows for union nut rotational control and safe blocked carrier tightening.



Pressure: 232 psi at 73°F
 Sizes: 1/2" – 4"

Size (in)	Seal Material	Socket/Threaded		Socket	
		Product Code	Universal #	Product Code	Universal #

SXE PVC, EPDM w/ 316 SS Spring

1/2	EPDM	052490	SSEBV103S	-	-
	FKM	052499	SSEBV203S	-	-
3/4	EPDM	052491	SSEBV104S	-	-
	FKM	052500	SSEBV204S	-	-
1	EPDM	052492	SSEBV105S	-	-
	FKM	052501	SSEBV205S	-	-
1-1/4	EPDM	052493	SSEBV106S	-	-
	FKM	052502	SSEBV206S	-	-
1-1/2	EPDM	052494	SSEBV107S	-	-
	FKM	052503	SSEBV207S	-	-
2	EPDM	052495	SSEBV108S	-	-
	FKM	052504	SSEBV208S	-	-
2-1/2	EPDM	-	-	052496	SSEAV109S
	FKM	-	-	052505	SSEAV209S
3	EPDM	-	-	052497	SSEAV110S
	FKM	-	-	052506	SSEAV210S
4	EPDM	-	-	052498	SSEAV111S
	FKM	-	-	052507	SSEAV211S

Size (in)	Seal Material	Socket/Threaded	
		Product Code	Universal #

SXE PVC, EPDM w/ Hastelloy Spring

1/2	EPDM	052152	SSEBV103H
	FKM	052163	SSEBV203H
3/4	EPDM	052153	SSEBV104H
	FKM	052177	SSEBV204H
1	EPDM	052154	SSEBV105H
	FKM	052178	SSEBV205H

Note: See page 146 for EasyFit Accessories

Size (in)	Seal Material	Socket/Threaded		Socket	
		Product Code	Universal #	Product Code	Universal #

SXE PVC, EPDM w/ PTFE Encapsulated 316 SS Spring

1-1/4	EPDM	052347	SSEBV106P	-	-
	FKM	052362	SSEBV206P	-	-
1-1/2	EPDM	052348	SSEBV107P	-	-
	FKM	052396	SSEBV207P	-	-
2	EPDM	052358	SSEBV108P	-	-
	FKM	052397	SSEBV208P	-	-
2-1/2	EPDM	-	-	052359	SSEAV109P
	FKM	-	-	052398	SSEAV209P
3	EPDM	-	-	052360	SSEAV110P
	FKM	-	-	052399	SSEAV210P
4	EPDM	-	-	052361	SSEAV111P
	FKM	-	-	052414	SSEAV211P

VR SERIES PISTON CHECK VALVES – TRUE UNION, Y-PATTERN

The VR features an all PVC construction of high performance components. This Y-pattern valve will perform equally as well in both vertical and horizontal orientations. With an increased flow rate yet low-return pressure positive seal, and top-entry maintenance, our VR piston check valve far exceeds the limited performance of other popular check valves. Both EPDM and FKM seals are available.



Pressure: up to 232 psi depending on the size
 Sizes: 1/2" – 4"

Size (in)	Seal Material	Socket/Threaded		Flanged	
		Product Code	Universal #	Product Code	Universal #

VR PVC TRUE UNION

Size (in)	Seal Material	Socket/Threaded		Flanged	
		Product Code	Universal #	Product Code	Universal #
1/2	EPDM	053346	VRUV103	053879	VRQV103
	FKM	053289	VRUV203	053885	VRQV203
3/4	EPDM	053347	VRUV104	053880	VRQV104
	FKM	053290	VRUV204	053886	VRQV204
1	EPDM	053348	VRUV105	053881	VRQV105
	FKM	053291	VRUV205	053887	VRQV205
1-1/4	EPDM	053349	VRUV106	053882	VRQV106
	FKM	053292	VRUV206	053888	VRQV206
1-1/2	EPDM	053350	VRUV107	053883	VRQV107
	FKM	053293	VRUV207	053889	VRQV207
2	EPDM	053351	VRUV108	053884	VRQV108
	FKM	053294	VRUV208	053890	VRQV208

Size (in)	Seal Material	Threaded		Socket		Flanged	
		Product Code	Universal #	Product Code	Universal #	Product Code	Universal #

VR PVC NON TRUE UNION

Size (in)	Seal Material	Threaded		Socket		Flanged	
		Product Code	Universal #	Product Code	Universal #	Product Code	Universal #
3	EPDM	053352	VRFV110	053295	VRAV110	053925	VROV110
4	EPDM	053353	VRFV111	053296	VRAV111	053926	VROV111

SC SERIES SWING CHECK VALVES

The SC combines superior flow rate with maximum versatility. With stainless wetted parts and hardware, top entry design, and extremely low back pressure requirements, these flanged valves are the perfect choice for back-flow prevention in large diameter lines, both vertical and horizontal. The SC is available in PVC with either EPDM or FKM seals.



Pressure: up to 100 psi at 73°F depending on the size
 Sizes: 3" – 8"

Size (in)	Seal Material	Flanged	
		Product Code	Universal #

SC PVC FLANGED

3	EPDM	052289	SCOV110
	VITON	053875	SCOV210
4	EPDM	052290	SCOV111
	VITON	053876	SCOV211
6	EPDM	052291	SCOV113
	VITON	053877	SCOV213
8	EPDM	052292	SCOV114
	VITON	053878	SCOV214

VA SERIES AIR RELEASE VALVES – SINGLE UNION

The VA is one of only two such plastic valves in the industry, and the only one controlled by media and not pressure. Designed for tanks, slurries, or start-ups, the VA valve will economically and efficiently eliminate air or gas pockets as well as break potentially dangerous vacuums. This no-spill valve is offered in PVC with EPDM seals. FKM sealing kits are also available.

Pressure: 232 psi
 Sizes: 3/4", 1-1/4" and 2"

Size (in)	Seal Material	Product Code	Universal Number
-----------	---------------	--------------	------------------

PVC, Single Union

3/4	EPDM	053559	VAFV104
1-1/4	EPDM	053560	VAFV106
2	EPDM	053561	VAFV108

Size (in)	Product Code	Universal Number
-----------	--------------	------------------

Viton® O-ring Set

3/4	153845	OVA204
1-1/4	153846	OVA206
2	153847	OVA208



Note: Valves supplied with dual (socket & threaded) end connectors for the exhaust port

RV SERIES SEDIMENT STRAINERS TRUE UNION – Y PATTERN

The RV Y-pattern strainer protects critical pipeline components by removing solids and suspended impurities. Clear PVC construction allows for inspection of the screen while in service, whereas the bottom-entry design permits maintenance on the valve while in-line. The RV is available with either EPDM or FKM seals, as well as in CPVC.



Pressure: up to 232 psi depending on the size
 Sizes: 1/2" – 4"

Size (in)	Seal Material	Socket/Threaded		Flanged	
		Product Code	Universal #	Product Code	Universal #

Size (in)	Seal Material	Socket/Threaded	
		Product Code	Universal #

CLEAR PVC TRUE UNION, W/PVC 40 MESH SCREEN

Size (in)	Seal Material	Socket/Threaded		Flanged	
		Product Code	Universal #	Product Code	Universal #
1/2	EPDM	053261	RVUT103	053935	RVOT103
	FKM	053233	RVUT203	053941	RVOT203
3/4	EPDM	053262	RVUT104	053936	RVOT104
	FKM	053234	RVUT204	053942	RVOT204
1	EPDM	053263	RVUT105	053937	RVOT105
	FKM	053235	RVUT205	053943	RVOT205
1-1/4	EPDM	053264	RVUT106	053938	RVOT106
	FKM	053236	RVUT206	053944	RVOT206
1-1/2	EPDM	053265	RVUT107	053939	RVOT107
	FKM	053237	RVUT207	053945	RVOT207
2	EPDM	053266	RVUT108	053940	RVOT108
	FKM	053238	RVUT208	053946	RVOT208

CPVC TRUE UNION, W/PP 20 MESH SCREEN

Size (in)	Seal Material	Socket/Threaded	
		Product Code	Universal #
* 1/2	FKM	053334	RVUC203
* 3/4	FKM	053335	RVUC204
1	FKM	053336	RVUC205
1-1/4	FKM	053337	RVUC206
1-1/2	FKM	053338	RVUC207
2	FKM	053339	RVUC208

* PP 18 Mesh screen

Size (in)	Seal Material	Socket		Threaded	
		Product Code	Universal #	Product Code	Universal #

CLEAR PVC NON TRUE UNION, W/PVC 40 MESH SCREEN

Size (in)	Seal Material	Socket		Threaded	
		Product Code	Universal #	Product Code	Universal #
3	EPDM	053211	RVAT110	053267	RVFT110
	FKM	054012	RVAT210	053239	RVFT210
4	EPDM	053212	RVAT111	053268	RVFT111
	FKM	054013	RVAT211	053240	RVFT211

Sizes ASTM Mesh	Hole Pitch inches	Hole Dia Microns / μm	Availability		
			PVC	SS	PP
18 Mesh	0.059	1,016	–	–	X
20 Mesh	0.059	889	–	–	X
30 Mesh	0.098	580	X	–	–
35 Mesh	0.079	550	X	–	–
40 Mesh	0.059	420	X	–	–
45 Mesh	0.028	370	–	X	–
70 Mesh	0.039	200	X	–	–



RV Series Sediment Strainer Replacement Screens

Size Inches	Significant Number	Product Code
-------------	--------------------	--------------

PVC 30 MESH

1/2	4RT13FV	053947
3/4	4RT13GV	053948
1	4RT13HV	053949
1-1/4	4RT13IV	053950
1-1/2	4RT13JV	053951
2	4RT13LV	053952
3	4RT13PV	053953
4	4RT13QV	053954

Size Inches	Significant Number	Product Code
-------------	--------------------	--------------

PVC 35 MESH

1/2	4RT15FV	053955
3/4	4RT15GV	053956
1	4RT15HV	053957
1-1/4	4RT15IV	053958
1-1/2	4RT15JV	053959
2	4RT15LV	053960
3	4RT15PV	053961
4	4RT15QV	053962

PVC 40 MESH

1/2	4RT19FV	053963
3/4	4RT19GV	053964
1	4RT19HV	053965
1-1/4	4RT19IV	053966
1-1/2	4RT19JV	053967
2	4RT19LV	053968
3	4RT19PV	053969
4	4RT19QV	053970

PVC 70 MESH

1/2	4RT30FV	053971
3/4	4RT30GV	053972
1	4RT30HV	053973
1-1/4	4RT30IV	053974
1-1/2	4RT30JV	053975
2	4RT30LV	053976
3	4RT30PV	053977
4	4RT30QV	053978

SS 45 MESH

1/2	4RT19FSS	053979
3/4	4RT19GSS	053980
1	4RT19HSS	053981
1-1/4	4RT19ISS	053982
1-1/2	4RT19JSS	053983
2	4RT19LSS	053984
3	4RT19PSS	053985
4	4RT19QSS	053986

PP 20 MESH

* 1/2	4RT30FPP	053332
* 3/4	4RT30GPP	053340
1	4RT30HPP	053341
1-1/4	4RT30IPP	053342
1-1/2	4RT30JPP	053343
2	4RT30LPP	053344
3	-	-
4	-	-

* PP 18 Mesh screen

S12/22 SERIES 2-WAY SOLENOID VALVE TRUE UNION, NORMALLY CLOSED, 110 VAC

The S12/22 Series True Union Solenoid Valve replaces the well-received SF Series with a number of new features and is designed for industrial, OEM and water service applications. The S12/22 is direct acting, 2 way-2 position flow control valve, ideal for precise control and high-cycle service. The new high-performance electric solenoid actuator has been redesigned to exceed 5 million cycles without having to perform maintenance and a 100% duty cycle means no issues with overheating or "burnout". With their lever type shutter design, standard manual override, and LED position indicator, these valves will outlast and outperform more conventional diaphragm-style solenoid valves.



Pressure: up to 90 psi

Sizes: 1/4" – 1/2"

Size (in)	Seal Material	Socket		Threaded	
		Product Code	Universal #	Product Code	Universal #

S12/22 PVC

1/4	0.16	EPDM	353687	S12AV0414E110AC	353723	S12NV0414E110AC
		FKM	353711	S12AV0414F110AC	353699	S12NV0414F110AC
	0.24	EPDM	353688	S12AV0614E110AC	353724	S12NV0614E110AC
		FKM	353712	S12AV0614F110AC	353698	S12NV0614F110AC
1/2	0.31	EPDM	353689	S12AV0814E110AC	353725	S12NV0814E110AC
		FKM	353713	S12AV0814F110AC	353697	S12NV0814F110AC
	0.31	EPDM	353696	S22AV0812E110AC	353734	S22NV0812E110AC
		FKM	353722	S22AV0812F110AC	353708	S22NV0812F110AC
0.39	EPDM	353709	S22AV1012E110AC	353733	S22NV1012E110AC	
	FKM	353721	S22AV1012F110AC	353707	S22NV1012F110AC	
	0.59	EPDM	353710	S22AV1512E110AC	353732	S22NV1512E110AC
FKM		353720	S22AV1512F110AC	353706	S22NV1512F110AC	

VV ANGLE SEAT VALVE - TRUE UNION, Y-PATTERN

Sizes: 1/2" – 2"

Size (in)	Seal Material	Socket/Threaded	
		Product Code	Universal #

PVC, TRUE UNION W/ PTFE GLAND PACKING

1/2	EPDM	253869	VVBV103
3/4	EPDM	253870	VVBV104
1	EPDM	253871	VVBV105
1-1/4	EPDM	253872	VVBV106
1-1/2	EPDM	253873	VVBV107
2	EPDM	253874	VVBV108



Note: Viton® sealing sets are available on request, please contact customer service.

LV SERIES LAB VALVES WITH FNPT, MNPT AND HOSE CONNECTORS

The LV is an ingenious PVC quarter turn product supplied with an assortment of connections that match up with many kinds of pipe or hose.

Pressure: 150 psi at 73°F

Sizes: 1/4"

Size (in)	Product Code	Universal Number
-----------	--------------	------------------

LV W FNPT, MNPT & HOSE CONNECTORS

1/4	052308	LVKV1011
-----	--------	----------



SILICONE FREE VALVES

These valves are expertly cleaned within a new clean room facility, conforming to ISO 14644-1 clean room standards. The facility utilizes a three stage chemical cleaning process, including ultrasonic cleaning tanks, to ensure all valve components are free from traces of silicone. The valve is then dried using a compressed air system and bagged within a dual skin silicone free package to prevent contamination. In addition, a non-silicone lubricant is used for both the ball valves and butterfly valves to maintain efficient operation over the lifetime of the system.

Silicone is present in a large number of products such as greases, oils, lubricants, and personal health care products. In the painting and inking industry, the presence of silicone could be detrimental. Silicone based products are relatively chemically inert and are very difficult to remove. In electrodeposition and painting processes, silicone prevents successful adhesion and causes surface defects, such as "cratering" or "fish eyes". Surface defects can be very costly for manufacturers, as often, the flawed components will need to be scrapped. To avoid the risk of such defects, some manufacturing facilities stipulate that only products and components guaranteed to be free from traces of silicone can be installed.



All Silicone free valves are double bagged to prevent contamination

EXAMPLE APPLICATIONS

- ✓ Automotive
- ✓ Household Appliances
- ✓ Pharmaceutical
- ✓ Metal Surface Treatment
- ✓ Food and Beverage

Product Group	Type	Size	Description	Sealing Material	PVC	CPVC
Ball Valves	VXE	1/2" – 4"	Two Way Light Industrial Ball Valve	EPDM & FKM	•	•
	VKD	3/8" – 4"	Two Way Industrial Ball Valve	EPDM & FKM	•	•
	TKD	1/2" – 2"	Three Way Ball Valve	EPDM & FKM	•	•
Butterfly Valves	FK	1 1/2" – 6"	Industrial Butterfly Valve	1 1/2" – 2" (FKM only) 2 1/2" – 6" (FKM or EPDM)	•	•
Diaphragm Valves	DK	1/2" – 2 1/2"	Industrial Diaphragm Valve	EPDM & PTFE	•	•
	VM	3" – 4"		EPDM & PTFE	•	•
Check Valves	SSE	3/8" – 4"	Spring Check Valve	FKM	•	•
	SXE	3/8" – 4"	True Union Check Valve	EPDM & FKM	•	•
Specialty	RV	1/2" – 4"	Sediment Strainer	EPDM & FKM	•	•



There are pipe and fittings...

and then there are valves

IPEX offers one of the most comprehensive ranges of high quality, high performance thermoplastic valves and actuation products available today. With more than 65 years of design and manufacturing experience, our lightweight, long life, maintenance free valves will save you time and money.

IPEX thermoplastic valves are part of our complete systems of pipe, fittings and valves engineered and manufactured to IPEX's strict quality, performance and dimensional standards. With Xirtec PVC (industrial grade) and Xirtec CPVC, you can be confident that



all the material you need is designed, manufactured and backed by the same company.

Xirtec PVC and Xirtec CPVC high-performance systems feature outstanding resistance to photodegradation, creep stress and immunity to oxidation and are exceptionally suited for use with a wide range of acids, alcohols, salts and halogens. The perfect long service/low maintenance alternative to common and exotic metal systems.

Also, our network of manufacturing and customer service facilities across North America ensures fast, reliable service and expert technical support.

QUARTER TURN AUTOMATION

Quarter Turn Automation – Pneumatic / Electric

Automation is an ideal solution for precise control of many valves in a system, when valves are remotely located, or when the process requires constant monitoring and adjustment. Pneumatic and electric actuators can be easily fitted on our ball, multi-port, and butterfly valves. Some features and functions include normally closed, normally open, or double-acting operation; corrosion resistant aluminum bodies, pre-loaded springs, and adjustable cams. Many accessories such as visual position indicators, limit switches, 3 and 4-way solenoids, and positioners are also available. For further information, please refer to the IPEX Industrial Technical Manual Volume IX entitled, "Quarter Turn Automation".

PNEUMATIC ACTUATORS OVERVIEW

Pneumatic actuators are the most common choice for quarter turn plastic valves in process applications. Compressed air systems are readily available in any plant, and the cost of the actuator itself is generally lower than that of an electric unit with a comparable torque output. Typical quarter turn automation seldom requires positioning (something achieved more easily with an electric actuator), therefore the cycle life of a pneumatic unit will be substantially greater, and will be intrinsically safer than an electric actuator in volatile environments. While there are many different kinds of pneumatic actuators, a rack and pinion style is the preferred choice within the plastic piping industry. This type of actuator is quite tough and rugged, and has a high cycle life. They generally have a compact, simple construction, and certain models can be quite light in weight. The design also allows the same basic actuator to be used as a double acting or (with minor additions) a spring return unit.



ELECTRICAL ACTUATORS OVERVIEW

DID YOU KNOW?

The three basic control functions available through quarter turn automation are:

- 1. Double Acting** – This requires external power for each stroke. For example, power to open the valve, then power to close the valve.
- 2. Normally Closed** – Also referred to as “fail safe closed”, the default position is closed and the actuator requires power to open the valve.
- 3. Normally Open** – Also referred to as “fail safe open”, the default position is open and the actuator requires power to close the valve.

Although slightly more expensive than pneumatics, electric actuators have certain desirable benefits. They are the preferred choice when cycle time is an issue, as a quick closing pneumatically actuated valve could cause a damaging pressure surge condition (water hammer). The use of an electric actuator may also be preferred when the distance from the power source is considerable. The friction losses in long runs of compressed air line may result in reduced efficiency and/or additional compressor stations. In addition, electric actuators are the preferred (if not the only) choice when a quarterturn valve like a multi-port is used. In this case, it is possible that the travel required is not just 0° to 90° but 0° to 90° to 180°. A rack and pinion actuator would need four separate pistons and a multiplicity of related air chambers, whereas this is easily accomplished with an electric unit. Most electric actuators have a cam/limit switch arrangement which allows the unit to be set up for a variety of rotations. The two standard limit switches can be used to provide a remote location with an open or closed signal. A multitude of voltages both for AC and DC current are also typically available.



VKD SERIES BALL VALVE – TRUE UNION



Size (in)	Body Material	Seal Material	Product Code	Universal Number
-----------	---------------	---------------	--------------	------------------

VKD w PTFE Seats

Pneumatic – DOUBLE ACTING – SOCKET/THREADED

Size (in)	Body Material	Seal Material	Product Code	Universal Number
1/2	PVC	EPDM	253296	VKDBV103-DA
		FKM	253305	VKDBV203-DA
	CPVC	EPDM	253314	VKDBC103-DA
		FKM	253323	VKDBC203-DA
3/4	PVC	EPDM	253297	VKDBV104-DA
		FKM	253306	VKDBV204-DA
	CPVC	EPDM	253315	VKDBC104-DA
		FKM	253324	VKDBC204-DA
1	PVC	EPDM	253298	VKDBV105-DA
		FKM	253307	VKDBV205-DA
	CPVC	EPDM	253316	VKDBC105-DA
		FKM	253325	VKDBC205-DA
1-1/4	PVC	EPDM	253299	VKDBV106-DA
		FKM	253308	VKDBV206-DA
	CPVC	EPDM	253317	VKDBC106-DA
		FKM	253326	VKDBC206-DA
1-1/2	PVC	EPDM	253300	VKDBV107-DA
		FKM	253309	VKDBV207-DA
	CPVC	EPDM	253318	VKDBC107-DA
		FKM	253327	VKDBC207-DA
2	PVC	EPDM	253301	VKDBV108-DA
		FKM	253310	VKDBV208-DA
	CPVC	EPDM	253319	VKDBC108-DA
		FKM	253328	VKDBC208-DA

Size (in)	Body Material	Seal Material	Product Code	Universal Number
-----------	---------------	---------------	--------------	------------------

VKD w PTFE Seats

Electric – DOUBLE ACTING – SOCKET/THREADED

Size (in)	Body Material	Seal Material	Product Code	Universal Number
1/2	PVC	EPDM	253404	VKDBV103-EL
		FKM	253413	VKDBV203-EL
	CPVC	EPDM	253422	VKDBC103-EL
		FKM	253431	VKDBC203-EL
3/4	PVC	EPDM	253405	VKDBV104-EL
		FKM	253414	VKDBV204-EL
	CPVC	EPDM	253423	VKDBC104-EL
		FKM	253432	VKDBC104-EL
1	PVC	EPDM	253406	VKDBV105-EL
		FKM	253415	VKDBV205-EL
	CPVC	EPDM	253424	VKDBC105-EL
		FKM	253433	VKDBC205-EL
1-1/4	PVC	EPDM	253407	VKDBV106-EL
		FKM	253416	VKDBV206-EL
	CPVC	EPDM	253425	VKDBC106-EL
		FKM	253434	VKDBC206-EL
1-1/2	PVC	EPDM	253408	VKDBV107-EL
		FKM	253417	VKDBV207-EL
	CPVC	EPDM	253426	VKDBC107-EL
		FKM	253435	VKDBC207-EL
2	PVC	EPDM	253409	VKDBV108-EL
		FKM	253418	VKDBV208-EL
	CPVC	EPDM	253427	VKDBC108-EL
		FKM	253436	VKDBC208-EL

Pneumatic – DOUBLE ACTING – SOCKET

Size (in)	Body Material	Seal Material	Product Code	Universal Number
2-1/2	PVC	EPDM	253302	VKDAV109-DA
		FKM	253311	VKDAV209-DA
	CPVC	EPDM	253320	VKDAC109-DA
		FKM	253329	VKDAC209-DA
3	PVC	EPDM	253303	VKDAV110-DA
		FKM	253312	VKDAV210-DA
	CPVC	EPDM	253321	VKDAC110-DA
		FKM	253330	VKDAC210-DA
4	PVC	EPDM	253304	VKDAV111-DA
		FKM	253313	VKDAV211-DA
	CPVC	EPDM	253322	VKDAC111-DA
		FKM	253331	VKDAC211-DA

Electric – DOUBLE ACTING – SOCKET

Size (in)	Body Material	Seal Material	Product Code	Universal Number
2-1/2	PVC	EPDM	253410	VKDAV109-EL
		FKM	253419	VKDAV209-EL
	CPVC	EPDM	253428	VKDAC109-EL
		FKM	253437	VKDAC209-EL
3	PVC	EPDM	253411	VKDAV110-EL
		FKM	253420	VKDAV210-EL
	CPVC	EPDM	253429	VKDAC110-EL
		FKM	253438	VKDAC210-EL
4	PVC	EPDM	253412	VKDAV111-EL
		FKM	253421	VKDAV211-EL
	CPVC	EPDM	253430	VKDAC111-EL
		FKM	253439	VKDAC211-EL

Note: 24 VDC, 4–20 mA Positioner, Fail Safe Battery Backup available.
Consult IPEX Corrosion Resistant Thermoplastic Valves Price List or IPEX Representative

Size (in)	Body Material	Seal Material	Product Code	Universal Number
-----------	---------------	---------------	--------------	------------------

VKD w PTFE Seats

Pneumatic – SPRING RETURN, NORMALLY CLOSED – SOCKET/THREADED

1/2	PVC	EPDM	253332	VKDBV103-NC
		FKM	253341	VKDBV203-NC
	CPVC	EPDM	253350	VKDBC103-NC
		FKM	253359	VKDBC203-NC
3/4	PVC	EPDM	253333	VKDBV104-NC
		FKM	253342	VKDBV204-NC
	CPVC	EPDM	253351	VKDBC104-NC
		FKM	253360	VKDBC204-NC
1	PVC	EPDM	253334	VKDBV105-NC
		FKM	253343	VKDBV205-NC
	CPVC	EPDM	253352	VKDBC105-NC
		FKM	253361	VKDBC205-NC
1-1/4	PVC	EPDM	253335	VKDBV106-NC
		FKM	253344	VKDBV206-NC
	CPVC	EPDM	253353	VKDBC106-NC
		FKM	253362	VKDBC206-NC
1-1/2	PVC	EPDM	253336	VKDBV107-NC
		FKM	253345	VKDBV207-NC
	CPVC	EPDM	253354	VKDBC107-NC
		FKM	253363	VKDBC207-NC
2	PVC	EPDM	253337	VKDBV108-NC
		FKM	253346	VKDBV208-NC
	CPVC	EPDM	253355	VKDBC108-NC
		FKM	253364	VKDBC208-NC

Pneumatic – SPRING RETURN, NORMALLY CLOSED – SOCKET

2-1/2	PVC	EPDM	253338	VKDAV109-NC
		FKM	253347	VKDAV209-NC
	CPVC	EPDM	253356	VKDAC109-NC
		FKM	253365	VKDAC209-NC
3	PVC	EPDM	253339	VKDAV110-NC
		FKM	253348	VKDAV210-NC
	CPVC	EPDM	253357	VKDAC110-NC
		FKM	253366	VKDAC210-NC
4	PVC	EPDM	253340	VKDAV111-NC
		FKM	253349	VKDAV211-NC
	CPVC	EPDM	253358	VKDAC111-NC
		FKM	253367	VKDAC211-NC

Size (in)	Body Material	Seal Material	Product Code	Universal Number
-----------	---------------	---------------	--------------	------------------

VKD w PTFE Seats

Pneumatic – SPRING RETURN, NORMALLY OPEN – SOCKET/THREADED

1/2	PVC	EPDM	253368	VKDBV103-NO
		FKM	253377	VKDBV203-NO
	CPVC	EPDM	253386	VKDBC103-NO
		FKM	253395	VKDBC203-NO
3/4	PVC	EPDM	253369	VKDBV104-NO
		FKM	253378	VKDBV204-NO
	CPVC	EPDM	253387	VKDBC104-NO
		FKM	253396	VKDBC204-NO
1	PVC	EPDM	253370	VKDBV105-NO
		FKM	253379	VKDBV205-NO
	CPVC	EPDM	253388	VKDBC105-NO
		FKM	253397	VKDBC205-NO
1-1/4	PVC	EPDM	253371	VKDBV106-NO
		FKM	253380	VKDBV206-NO
	CPVC	EPDM	253389	VKDBC106-NO
		FKM	253398	VKDBC206-NO
1-1/2	PVC	EPDM	253372	VKDBV107-NO
		FKM	253381	VKDBV207-NO
	CPVC	EPDM	253390	VKDBC107-NO
		FKM	253399	VKDBC207-NO
2	PVC	EPDM	253373	VKDBV108-NO
		FKM	253382	VKDBV208-NO
	CPVC	EPDM	253391	VKDBC108-NO
		FKM	253400	VKDBC208-NO

Pneumatic – SPRING RETURN, NORMALLY OPEN – SOCKET

2-1/2	PVC	EPDM	253374	VKDAV109-NO
		FKM	253383	VKDAV209-NO
	CPVC	EPDM	253392	VKDAC109-NO
		FKM	253401	VKDAC209-NO
3	PVC	EPDM	253375	VKDAV110-NO
		FKM	253384	VKDAV210-NO
	CPVC	EPDM	253393	VKDAC110-NO
		FKM	253402	VKDAC210-NO
4	PVC	EPDM	253376	VKDAV111-NO
		FKM	253385	VKDAV211-NO
	CPVC	EPDM	253394	VKDAC111-NO
		FKM	253403	VKDAC211-NO

Note: 24 VDC, 4–20 mA Positioner, Fail Safe Battery Backup available.
Consult IPEX Corrosion Resistant Thermoplastic Valves Price List or IPEX Representative

TKD SERIES PVC 3-WAY BALL VALVE – TRUE UNION, PNEUMATIC

Size (in)	Body Material	Seal Material	Product Code	Universal Number
-----------	---------------	---------------	--------------	------------------

TKD w PTFE Seats, L-PORT

Pneumatic – DOUBLE ACTING – SOCKET/THREADED

Size (in)	Body Material	Seal Material	Product Code	Universal Number
1/2	PVC	EPDM	253791	TKDLBV103-DA
		FKM	253797	TKDLBV203-DA
1/2	CPVC	EPDM	254071	TKDLBC103-DA
		FKM	254001	TKDLBC203-DA
3/4	PVC	EPDM	253792	TKDLBV104-DA
		FKM	253798	TKDLBV204-DA
	CPVC	EPDM	254049	TKDLBC104-DA
		FKM	254002	TKDLBC204-DA
1	PVC	EPDM	253793	TKDLBV105-DA
		FKM	253799	TKDLBV205-DA
	CPVC	EPDM	254051	TKDLBC105-DA
		FKM	254003	TKDLBC205-DA
1-1/4	PVC	EPDM	253794	TKDLBV106-DA
		FKM	253800	TKDLBV206-DA
	CPVC	EPDM	254052	TKDLBC106-DA
		FKM	254004	TKDLBC206-DA
1-1/2	PVC	EPDM	253795	TKDLBV107-DA
		FKM	253801	TKDLBV207-DA
	CPVC	EPDM	254053	TKDLBC107-DA
		FKM	254005	TKDLBC207-DA
2	PVC	EPDM	253796	TKDLBV108-DA
		FKM	253802	TKDLBV208-DA
	CPVC	EPDM	254060	TKDLBC108-DA
		FKM	254006	TKDLBC208-DA



Size (in)	Body Material	Seal Material	Product Code	Universal Number
-----------	---------------	---------------	--------------	------------------

TKD w PTFE Seats, L-PORT

Pneumatic – SPRING RETURN, NORMALLY OPEN – SOCKET/THREADED

Size (in)	Body Material	Seal Material	Product Code	Universal Number
1/2	PVC	EPDM	253744	TKDLBV103-NO
		FKM	253750	TKDLBV203-NO
	CPVC	EPDM	253828	TKDLBV103-NO
		FKM	254025	TKDLBC203-NO
3/4	PVC	EPDM	253745	TKDLBV104-NO
		FKM	253751	TKDLBV204-NO
	CPVC	EPDM	253829	TKDLBV104-NO
		FKM	254026	TKDLBC204-NO
1	PVC	EPDM	253746	TKDLBV105-NO
		FKM	253752	TKDLBV205-NO
	CPVC	EPDM	253830	TKDLBV105-NO
		FKM	254027	TKDLBC205-NO
1-1/4	PVC	EPDM	253747	TKDLBV106-NO
		FKM	253753	TKDLBV206-NO
	CPVC	EPDM	253831	TKDLBV106-NO
		FKM	254028	TKDLBC206-NO
1-1/2	PVC	EPDM	253748	TKDLBV107-NO
		FKM	253754	TKDLBV207-NO
	CPVC	EPDM	253832	TKDLBV107-NO
		FKM	254029	TKDLBC207-NO
2	PVC	EPDM	253749	TKDLBV108-NO
		FKM	253755	TKDLBV208-NO
	CPVC	EPDM	253833	TKDLBV108-NO
		FKM	254030	TKDLBC208-NO

Pneumatic – SPRING RETURN, NORMALLY CLOSED – SOCKET/THREADED

Size (in)	Body Material	Seal Material	Product Code	Universal Number
1/2	PVC	EPDM	253767	TKDLBV103-NC
		FKM	253773	TKDLBV203-NC
	CPVC	EPDM	254061	TKDLBC103-NC
		FKM	254013	TKDLBC203-NC
3/4	PVC	EPDM	253768	TKDLBV104-NC
		FKM	253774	TKDLBV204-NC
	CPVC	EPDM	254062	TKDLBC104-NC
		FKM	254014	TKDLBC204-NC
1	PVC	EPDM	253769	TKDLBV105-NC
		FKM	253775	TKDLBV205-NC
	CPVC	EPDM	254063	TKDLBC105-NC
		FKM	254015	TKDLBC205-NC
1-1/4	PVC	EPDM	253770	TKDLBV106-NC
		FKM	253776	TKDLBV206-NC
	CPVC	EPDM	254064	TKDLBC106-NC
		FKM	254016	TKDLBC206-NC
1-1/2	PVC	EPDM	253771	TKDLBV107-NC
		FKM	253777	TKDLBV207-NC
	CPVC	EPDM	254065	TKDLBC107-NC
		FKM	254017	TKDLBC207-NC
2	PVC	EPDM	253772	TKDLBV108-NC
		FKM	253778	TKDLBV208-NC
	CPVC	EPDM	254066	TKDLBC108-NC
		FKM	254018	TKDLBC208-NC

Note: 24 VDC, 4-20 mA Positioner, Fail Safe Battery Backup available.
Consult IPEX Corrosion Resistant Thermoplastic Valves Price List or IPEX Representative

TKD SERIES PVC 3-WAY BALL VALVE – TRUE UNION, PNEUMATIC

Size (in)	Body Material	Seal Material	Product Code	Universal Number
-----------	---------------	---------------	--------------	------------------

TKD w PTFE Seats, T-PORT

Pneumatic – DOUBLE ACTING – SOCKET/THREADED

Size (in)	Body Material	Seal Material	Product Code	Universal Number
1/2	PVC	EPDM	253803	TKDTBV103-DA
		FKM	253809	TKDTBV203-DA
	CPVC	EPDM	254055	TKDTBC103-DA
		FKM	254007	TKDTBC203-DA
3/4	PVC	EPDM	253804	TKDTBV104-DA
		FKM	253810	TKDTBV204-DA
	CPVC	EPDM	254056	TKDTBC104-DA
		FKM	254008	TKDTBC204-DA
1	PVC	EPDM	253805	TKDTBV105-DA
		FKM	253811	TKDTBV205-DA
	CPVC	EPDM	254057	TKDTBC105-DA
		FKM	254009	TKDTBC205-DA
1-1/4	PVC	EPDM	253806	TKDTBV106-DA
		FKM	253812	TKDTBV206-DA
	CPVC	EPDM	254058	TKDTBC106-DA
		FKM	254010	TKDTBC206-DA
1-1/2	PVC	EPDM	253807	TKDTBV107-DA
		FKM	253813	TKDTBV207-DA
	CPVC	EPDM	254059	TKDTBC107-DA
		FKM	254011	TKDTBC207-DA
2	PVC	EPDM	253808	TKDTBV108-DA
		FKM	253814	TKDTBV208-DA
	CPVC	EPDM	254054	TKDTBC108-DA
		FKM	254012	TKDTBC208-DA

Pneumatic – SPRING RETURN, NORMALLY CLOSED – SOCKET/THREADED

Size (in)	Body Material	Seal Material	Product Code	Universal Number
1/2	PVC	EPDM	253779	TKDTBV103-NC
		FKM	253785	TKDTBV203-NC
	CPVC	EPDM	254067	TKDTBC103-NC
		FKM	254019	TKDTBC203-NC
3/4	PVC	EPDM	253780	TKDTBV104-NC
		FKM	253786	TKDTBV204-NC
	CPVC	EPDM	254068	TKDTBC104-NC
		FKM	254020	TKDTBC204-NC
1	PVC	EPDM	253781	TKDTBV105-NC
		FKM	253787	TKDTBV205-NC
	CPVC	EPDM	254069	TKDTBC105-NC
		FKM	254021	TKDTBC205-NC
1-1/4	PVC	EPDM	253782	TKDTBV106-NC
		FKM	253788	TKDTBV206-NC
	CPVC	EPDM	254070	TKDTBC106-NC
		FKM	254022	TKDTBC206-NC
1-1/2	PVC	EPDM	253783	TKDTBV107-NC
		FKM	253789	TKDTBV207-NC
	CPVC	EPDM	254050	TKDTBC107-NC
		FKM	254023	TKDTBC207-NC
2	PVC	EPDM	253784	TKDTBV108-NC
		FKM	253790	TKDTBV208-NC
	CPVC	EPDM	254072	TKDTBC108-NC
		FKM	254024	TKDTBC208-NC



Size (in)	Body Material	Seal Material	Product Code	Universal Number
-----------	---------------	---------------	--------------	------------------

TKD w PTFE Seats, T-PORT

Pneumatic – SPRING RETURN, NORMALLY OPEN – SOCKET/THREADED

Size (in)	Body Material	Seal Material	Product Code	Universal Number
1/2	PVC	EPDM	253756	TKDTBV103-NO
		FKM	253762	TKDTBV203-NO
	CPVC	EPDM	253834	TKDTBC103-NO
		FKM	254031	TKDTBC203-NO
3/4	PVC	EPDM	253757	TKDTBV104-NO
		FKM	253763	TKDTBV204-NO
	CPVC	EPDM	253835	TKDTBC104-NO
		FKM	254032	TKDTBC204-NO
1	PVC	EPDM	253758	TKDTBV105-NO
		FKM	253764	TKDTBV205-NO
	CPVC	EPDM	283836	TKDTBC105-NO
		FKM	254033	TKDTBC205-NO
1-1/4	PVC	EPDM	253759	TKDTBV106-NO
		FKM	253765	TKDTBV206-NO
	CPVC	EPDM	253837	TKDTBC106-NO
		FKM	254034	TKDTBC206-NO
1-1/2	PVC	EPDM	253760	TKDTBV107-NO
		FKM	253766	TKDTBV207-NO
	CPVC	EPDM	253838	TKDTBC107-NO
		FKM	254035	TKDTBC207-NO
2	PVC	EPDM	253761	TKDTBV108-NO
		FKM	253815	TKDTBV208-NO
	CPVC	EPDM	253839	TKDTBC108-NO
		FKM	254036	TKDTBC208-NO

Note: 24 VDC, 4–20 mA Positioner, Fail Safe Battery Backup available.
Consult IPEX Corrosion Resistant Thermoplastic Valves Price List or IPEX Representative

TKD SERIES PVC 3-WAY BALL VALVE, ELECTRIC – 100-240 VAC

Size (in)	Body Material	Seal Material	Product Code	Universal Number
-----------	---------------	---------------	--------------	------------------

TKD w PTFE Seats, L-PORT

Electric – DOUBLE ACTING – SOCKET/THREADED

Size (in)	Body Material	Seal Material	Product Code	Universal Number
1/2	PVC	EPDM	253720	TKDLBV103-EL
		FKM	253726	TKDLBV203-EL
	CPVC	EPDM	253840	TKDLBV103-EL
		FKM	254037	TKDLBC203-EL
3/4	PVC	EPDM	253721	TKDLBV104-EL
		FKM	253727	TKDLBV204-EL
	CPVC	EPDM	253841	TKDLBV104-EL
		FKM	254038	TKDLBC204-EL
1	PVC	EPDM	253722	TKDLBV105-EL
		FKM	253728	TKDLBV205-EL
	CPVC	EPDM	253991	TKDLBV105-EL
		FKM	254039	TKDLBC205-EL
1-1/4	PVC	EPDM	253723	TKDLBV106-EL
		FKM	253729	TKDLBV206-EL
	CPVC	EPDM	253992	TKDLBV106-EL
		FKM	254040	TKDLBC206-EL
1-1/2	PVC	EPDM	253724	TKDLBV107-EL
		FKM	253730	TKDLBV207-EL
	CPVC	EPDM	253993	TKDLBV107-EL
		FKM	254041	TKDLBC207-EL
2	PVC	EPDM	253725	TKDLBV108-EL
		FKM	253731	TKDLBV208-EL
	CPVC	EPDM	253994	TKDLBV108-EL
		FKM	254043	TKDLBC208-EL

Size (in)	Body Material	Seal Material	Product Code	Universal Number
-----------	---------------	---------------	--------------	------------------

TKD w PTFE Seats, T-PORT

Electric – DOUBLE ACTING – SOCKET/THREADED

Size (in)	Body Material	Seal Material	Product Code	Universal Number
1/2	PVC	EPDM	253732	TKDTBV103-EL
		FKM	253738	TKDTBV203-EL
	CPVC	EPDM	253995	TKDTBC103-EL
		FKM	254044	TKDTBC203-EL
3/4	PVC	EPDM	253733	TKDTBV104-EL
		FKM	253739	TKDTBV204-EL
	CPVC	EPDM	253996	TKDTBC104-EL
		FKM	254045	TKDTBC204-EL
1	PVC	EPDM	253734	TKDTBV105-EL
		FKM	253740	TKDTBV205-EL
	CPVC	EPDM	253997	TKDTBC105-EL
		FKM	254046	TKDTBC205-EL
1-1/4	PVC	EPDM	253735	TKDTBV106-EL
		FKM	253741	TKDTBV206-EL
	CPVC	EPDM	253998	TKDTBC106-EL
		FKM	254047	TKDTBC206-EL
1-1/2	PVC	EPDM	253736	TKDTBV107-EL
		FKM	253742	TKDTBV207-EL
	CPVC	EPDM	253999	TKDTBC107-EL
		FKM	254048	TKDTBC207-EL
2	PVC	EPDM	253737	TKDTBV108-EL
		FKM	253743	TKDTBV208-EL
	CPVC	EPDM	254000	TKDTBC108-EL
		FKM	254042	TKDTBC208-EL



Note: Customer must specify "open" and "closed" positions for 3-way actuated valves. See technical manual for details. Electric actuators can be configured for either 90° or 180° operation.

VKR SERIES PVC REGULATING BALL VALVE

Size (in)	Body Material	Seal Material	Product Code	Universal Number
-----------	---------------	---------------	--------------	------------------

VKR w PTFE Seats

Electric – DOUBLE ACTING, 100-240VAC, W/ 4-20MA POSITIONER – SOCKET/THREADED

Size (in)	Body Material	Seal Material	Product Code	Universal Number
1/2	PVC	EPDM	253185	VKRBV103-EL
		FKM	235189	VKRBV203-EL
3/4	PVC	EPDM	235186	VKRBV104-EL
		FKM	235190	VKRBV204-EL
1	PVC	EPDM	235187	VKRBV105-EL
		FKM	235191	VKRBV205-EL
1-1/4	PVC	EPDM	253186	VKRBV106-EL
		FKM	235192	VKRBV206-EL
1-1/2	PVC	EPDM	253187	VKRBV107-EL
		FKM	235193	VKRBV207-EL
2	PVC	EPDM	235188	VKRBV108-EL
		FKM	235194	VKRBV208-EL

Note: VKR valves are compatible with VKD ball valve accessories



FK SERIES BUTTERFLY VALVE, PNEUMATIC



Size (in)	Seal Material	Product Code	Universal Number
-----------	---------------	--------------	------------------

FK CPVC Disc, Wafer Style

Pneumatic – DOUBLE ACTING

Size (in)	Seal Material	Product Code	Universal Number
1-1/2	EPDM	154600	FKOM107DAC
	FKM	154668	FKOM207DAC
2	EPDM	154601	FKOM108DAC
	FKM	154669	FKOM208DAC
2-1/2	EPDM	154602	FKOM109DAC
	FKM	154670	FKOM209DAC
3	EPDM	154603	FKOM110DAC
	FKM	154671	FKOM210DAC
4	EPDM	154604	FKOM111DAC
	FKM	154672	FKOM211DAC
5	EPDM	154605	FKOM112DAC
	FKM	154673	FKOM212DAC
6	EPDM	154606	FKOM113DAC
	FKM	154674	FKOM212DAC
8	EPDM	154607	FKOM114DAC
	FKM	154675	FKOM214DAC
10	EPDM	154608	FKOM115DAC
	FKM	154676	FKOM215DAC
12	EPDM	154609	FKOM116DAC
	FKM	154677	FKOM216DAC

Size (in)	Seal Material	Product Code	Universal Number
-----------	---------------	--------------	------------------

FK CPVC Disc, Wafer Style

Pneumatic – SPRING RETURN, NORMALLY CLOSED

Size (in)	Seal Material	Product Code	Universal Number
1-1/2	EPDM	154618	FKOM107NCC
	FKM	154686	FKOM207NCC
2	EPDM	1540619	FKOM108NCC
	FKM	154687	FKOM208NCC
2-1/2	EPDM	154620	FKOM109NCC
	FKM	154688	FKOM209NCC
3	EPDM	154621	FKOM110NCC
	FKM	154689	FKOM210NCC
4	EPDM	154622	FKOM111NCC
	FKM	154690	FKOM211NCC
5	EPDM	154623	FKOM112NCC
	FKM	154691	FKOM212NCC
6	EPDM	154624	FKOM113NCC
	FKM	154692	FKOM213NCC
8	EPDM	154625	FKOM114NCC
	FKM	154693	FKOM214NCC
10	EPDM	154626	FKOM115NCC
	FKM	154694	FKOM215NCC
12	EPDM	154627	FKOM116NCC
	FKM	154695	FKOM216NCC

FK CPVC Disc, SS Lugs

Size (in)	Seal Material	Product Code	Universal Number
2-1/2	EPDM	154610	FKLM109DAC
	FKM	154678	FKLM209DAC
3	EPDM	154611	FKLM110DAC
	FKM	154679	FKLM210DAC
4	EPDM	154612	FKLM111DAC
	FKM	154680	FKLM211DAC
5	EPDM	154613	FKLM112DAC
	FKM	154681	FKLM212DAC
6	EPDM	154614	FKLM113DAC
	FKM	154682	FKLM213DAC
8	EPDM	154615	FKLM114DAC
	FKM	154683	FKLM214DAC
10	EPDM	154616	FKLM115DAC
	FKM	154684	FKLM215DAC
12	EPDM	154617	FKLM116DAC
	FKM	154685	FKLM216DAC

FK CPVC Disc, SS Lugs

Size (in)	Seal Material	Product Code	Universal Number
2-1/2	EPDM	154628	FKLM109NCC
	FKM	154696	FKLM209NCC
3	EPDM	154629	FKLM110NCC
	FKM	154697	FKLM210NCC
4	EPDM	154630	FKLM111NCC
	FKM	154698	FKLM211NCC
5	EPDM	154631	FKLM112NCC
	FKM	154699	FKLM212NCC
6	EPDM	154632	FKLM113NCC
	FKM	154700	FKLM213NCC
8	EPDM	154633	FKLM114NCC
	FKM	154701	FKLM214NCC
10	EPDM	154634	FKLM115NCC
	FKM	154702	FKLM215NCC
12	EPDM	154635	FKLM116NCC
	FKM	154703	FKLM216NCC

Note: PP, PVC, ABS, and PVDF discs are available upon request.
10" and 12" electrically actuated butterfly valves are available on request.

Note: 24 VDC, 4-20 mA Positioner, Fail Safe Battery Backup available.
Consult IPEX Corrosion Resistant Thermoplastic Valves Price List or IPEX Representative

FK SERIES BUTTERFLY VALVE, PNEUMATIC

Size (in)	Seal Material	Product Code	Universal Number
-----------	---------------	--------------	------------------

FK CPVC Disc, Wafer Style

Pneumatic – SPRING RETURN, NORMALLY OPEN

1-1/2	EPDM	154636	FKOM107NOC
	FKM	154704	FKOM207NOC
2	EPDM	154637	FKOM108NOC
	FKM	154705	FKOM208NOC
2-1/2	EPDM	154638	FKOM109NOC
	FKM	154706	FKOM209NOC
3	EPDM	154639	FKOM110NOC
	FKM	154707	FKOM210NOC
4	EPDM	154640	FKOM111NOC
	FKM	154708	FKOM211NOC
5	EPDM	154641	FKOM112NOC
	FKM	154709	FKOM212NOC
6	EPDM	154642	FKOM113NOC
	FKM	154710	FKOM213NOC
8	EPDM	154643	FKOM114NOC
	FKM	154711	FKOM214NOC
10	EPDM	154644	FKOM115NOC
	FKM	154712	FKOM215NOC
12	EPDM	154645	FKOM116NOC
	FKM	154713	FKOM216NOC

FK CPVC Disc, SS Lugs

2-1/2	EPDM	154646	FKLM109NOC
	FKM	154714	FKLM209NOC
3	EPDM	154647	FKLM110NOC
	FKM	154715	FKLM210NOC
4	EPDM	154648	FKLM111NOC
	FKM	154716	FKLM211NOC
5	EPDM	154649	FKLM112NOC
	FKM	154717	FKLM212NOC
6	EPDM	154650	FKLM113NOC
	FKM	154718	FKLM213NOC
8	EPDM	154651	FKLM114NOC
	FKM	154719	FKLM214NOC
10	EPDM	154652	FKLM115NOC
	FKM	154720	FKLM215NOC
12	EPDM	154653	FKLM116NOC
	FKM	154721	FKLM216NOC

FK SERIES BUTTERFLY ELECTRIC DOUBLE ACTING – 100-240 VAC

Size (in)	Seal Material	Product Code	Universal Number
-----------	---------------	--------------	------------------

FK CPVC Disc, Wafer Style

Electric – Double Acting

1-1/2	EPDM	154654	FKOM107ELC
	FKM	154722	FKOM207ELC
2	EPDM	154655	FKOM108ELC
	FKM	154723	FKOM208ELC
2-1/2	EPDM	154656	FKOM109ELC
	FKM	154724	FKOM209ELC
3	EPDM	154657	FKOM110ELC
	FKM	154725	FKOM210ELC
4	EPDM	154658	FKOM111ELC
	FKM	154726	FKOM211ELC
5	EPDM	154659	FKOM112ELC
	FKM	154727	FKOM212ELC
6	EPDM	154660	FKOM113ELC
	FKM	154728	FKOM213ELC
8	EPDM	154661	FKOM114ELC
	FKM	154729	FKOM214ELC

FK CPVC Disc, SS Lugs

2-1/2	EPDM	154662	FKLM109ELC
	FKM	154730	FKLM209ELC
3	EPDM	154663	FKLM110ELC
	FKM	154731	FKLM210ELC
4	EPDM	154664	FKLM111ELC
	FKM	154732	FKLM211ELC
5	EPDM	154665	FKLM112ELC
	FKM	154733	FKLM212ELC
6	EPDM	154666	FKLM113ELC
	FKM	154734	FKLM213ELC
8	EPDM	154667	FKLM114ELC
	FKM	154735	FKLM214ELC

Note: PP, PVC, ABS, and PVDF discs are available upon request.

10" and 12" electrically actuated butterfly valves are available on request.

Note: 24 VDC, 4-20 mA Positioner, Fail Safe Battery Backup available.

Consult IPEX Corrosion Resistant Thermoplastic Valves Price List or IPEX Representative

FE SERIES BUTTERFLY VALVE PNEUMATIC

Size (in)	Body Material	Seal Material	Product Code	Universal Number
-----------	---------------	---------------	--------------	------------------

FE PVC Body & Disc, Wafer Style

Pneumatic – DOUBLE ACTING

1-1/2	PVC	EPDM	253680	FEOV107-DA
2	PVC	EPDM	253681	FEOV108-DA
2-1/2	PVC	EPDM	253682	FEOV109-DA
3	PVC	EPDM	253683	FEOV110-DA
4	PVC	EPDM	253684	FEOV111-DA
5	PVC	EPDM	253685	FEOV112-DA
6	PVC	EPDM	253686	FEOV113-DA
8	PVC	EPDM	253687	FEOV114-DA
10	PVC	EPDM	253688	FEOV115-DA
12	PVC	EPDM	253689	FEOV116-DA

Pneumatic – DOUBLE ACTING – NORMALLY CLOSED

1-1/2	PVC	EPDM	253690	FEOV107-NC
2	PVC	EPDM	253691	FEOV108-NC
2-1/2	PVC	EPDM	253692	FEOV109-NC
3	PVC	EPDM	253693	FEOV110-NC
4	PVC	EPDM	253694	FEOV111-NC
5	PVC	EPDM	253695	FEOV112-NC
6	PVC	EPDM	253696	FEOV113-NC
8	PVC	EPDM	253697	FEOV114-NC
10	PVC	EPDM	253698	FEOV115-NC
12	PVC	EPDM	253699	FEOV116-NC

Pneumatic – DOUBLE ACTING – NORMALLY OPEN

1-1/2	PVC	EPDM	253700	FEOV107-NO
2	PVC	EPDM	253701	FEOV108-NO
2-1/2	PVC	EPDM	253702	FEOV109-NO
3	PVC	EPDM	253703	FEOV110-NO
4	PVC	EPDM	253704	FEOV111-NO
5	PVC	EPDM	253705	FEOV112-NO
6	PVC	EPDM	253706	FEOV113-NO
8	PVC	EPDM	253707	FEOV114-NO
10	PVC	EPDM	253708	FEOV115-NO
12	PVC	EPDM	253709	FEOV116-NO

Note: NBR and Viton® lined valves are available on request



FE SERIES BUTTERFLY VALVE, ELECTRIC – 100-240 VAC

Size (in)	Body Material	Seal Material	Product Code	Universal Number
-----------	---------------	---------------	--------------	------------------

FE PVC Body & Disc, Wafer Style

Electric – DOUBLE ACTING

1-1/2	PVC	EPDM	253710	FEOV107-EL
2	PVC	EPDM	253711	FEOV108-EL
2-1/2	PVC	EPDM	253712	FEOV109-EL
3	PVC	EPDM	253713	FEOV110-EL
4	PVC	EPDM	253714	FEOV111-EL
5	PVC	EPDM	253715	FEOV112-EL
6	PVC	EPDM	253716	FEOV113-EL
8	PVC	EPDM	253717	FEOV114-EL

10" and 12" electrically actuated butterfly valves are available upon request.



Note: 24 VDC, 4-20 mA Positioner, Fail Safe Battery Backup available.
Consult IPEX Corrosion Resistant Thermoplastic Valves Price List or IPEX Representative

ACCESSORIES – PNEUMATIC ACTUATOR

Component Style	Product Code	Universal Number
-----------------	--------------	------------------

Pilot Solenoids – 110 VAC, 3/4-Way



NEMA 4/4X	253055	SV61CSA110VAC
NEMA 7/9	253056	SV91

Pilot solenoids meet NAMUR mounting specifications.

Pilot Solenoids – 24 VDC, 3/4-Way

NEMA 4/4X	253088	SV61CSA24VDC
-----------	--------	--------------

Pilot solenoids meet NAMUR mounting specifications.

Limit Switches – NEMA 4/4X



Mechanical	253057	MS41-2
Proximity	253058	PS41-2AL

Limit switches include universal mounting brackets (ISO 5211)

Positioners



3-15 psi	253061	PNY01
4 - 20 mA	253059	PEY01
4 - 20 mA, w/ limit switch (LS)	253816	PEY02
4 - 20 mA, w/ position transmitter (PT)	253817	PEY03
4 - 20 mA, w/ LS & PT	253818	PEY04
4 - 20 mA, I-safe	253062	PEI01

All positioners include universal mounting brackets (ISO 5211) and gages.

Several other positioners available, including Intrinsically Safe, Explosion proof, Smart, Stainless Steel and High Vibration models, with limit switch and position transmitter options. Please contact IPEX for more information.

Manual Override



Sandwich Declutch. Gearbox ISO 5211	253819	PV01-GOJ26
-------------------------------------	--------	------------

Declutchable gearbox has MAXIMUM torque rating of 2600 in.-lbs. For higher torque values, please contact IPEX for larger size gearbox models.

Other



Muffer - Brass/Bronze	253065	MUFF-NPT
Speed Control - Brass/Bronze	253066	SPEED-NPT
L-Port Actuator Beacon Kit	253089	BEACON-3W-L
T-Port Actuator Beacon Kit	253090	BEACON-3W-T

Customer must specify at time of order if accessories are to be factory assembled with the actuated valves.

ACCESSORIES – MOUNTING

Size Inches	Mounting Detail	Product Code	Universal Number
-------------	-----------------	--------------	------------------

VKD, TKD & VKR Series Ball Valve Mounting Kit



1/2	F03 / F04 / 11mm	154048	2KTPQCPEF
3/4	F04 / 11mm	154049	2KTPQCPGGF04
3/4	F03 / F05 / 11mm	154050	2KTPQCPGG
1	F04 / 11mm	154051	2KTPQCPHHF04
1	F03 / F05 / 11mm	154052	2KTPQCPHH
1-1/4	F05 / F07 / 11mm	154182	2KTPQCPH11
1-1/4	F05 / F07 / 14mm	154053	2KTPQCPH11
1-1/2	F05 / F07 / 11mm	154183	2KTPQCPJJ11
1-1/2	F05 / F07 / 14mm	154054	2KTPQCPJJ
2	F05 / F07 / 11mm	154174	2KTPQPLL11
2	F05 / F07 / 14mm	154055	2KTPQPLL
2-1/2 - 4 (VKD)	F05 / F07	153001	1PIA08TM

Spacer Plate for FK Series Butterfly Valves



1-1/2 - 6	F05 / F07	153001	1PIA08TM
8	F10	153002	1PIA08VM

Square Stem Adapter



0.43 x 0.35	11mm x 9mm	253048	11X9SSA
0.55 x 0.43	14mm x 11mm	253049	14X11SSA
0.67 x 0.43	17mm x 11mm	253050	17X11SSA
0.67 x 0.55	17mm x 14mm	253051	17X14SSA
0.87 x 0.67	22mm x 17mm	253052	22X17SSA
1.06 x 0.87	27mm x 22mm	253053	27X22SSA
1.42 x 1.06	36mm x 27mm	253054	36X27SSA

1. IPEX's highly chemically resistant PVC and CPVC ventilation duct systems feature seamless pipe for greater flow rates. Their light weight allows for easier handling on the job, which means lower installation costs.
2. For applications where quick assembly is required under adverse conditions, IPEX offers factory-grooved PVC pipe designed to mate easily with mechanical grooved couplings.
3. And, IPEX well casings offer corrosion-resistant, maintenance-free protection for well-drop-pipe and submersible pumps.

SPECIALTY PRODUCTS



Ventilation Duct

200

Well Casings

203

Grooved PVC Pipe

204



SPECIALTY PRODUCTS

Ventilation Duct

PVC & CPVC Ventilation Duct

IPEX PVC & CPVC ventilation duct systems provide effective solutions for industrial ventilation, protecting workers and the environment from contaminated air.

STANDARDS



ASTM D1784
CAN/ULC S102.2

PVC ADVANTAGES

- 1 Extruded seamless PVC duct in all standard diameters 6" through 24"
- 2 PVC withstands exhaust temperatures up to 140°F (60°C)
- 3 PVC cell class 12454 as per ASTM D1784
- 4 For use in industrial and institutional fume handling systems requiring high resistance to corrosive vapors
- 5 Ideal for plating, metal finishing and laboratory installations
- 6 Low installed cost as compared to noncorrosive metallics
- 7 Light weight allows longer runs and speeds installation with simple tools and piping techniques
- 8 Low maintenance requirements over extended service periods
- 9 PVC pipe compound has a low flame spread rating of 10 as per CAN/ULC S102.2

CPVC ADVANTAGES

- 1 Extruded seamless CPVC duct in all standard diameters 6" through 16"
- 2 CPVC withstands exhaust temperatures up to 200°F (93°C)
- 3 CPVC cell class 23447 as per ASTM 1784
- 4 CPVC is inert to most mineral acids, bases, salts, and aliphatic hydrocarbons, and compares favorably to other non-metals in corrosive chemical environments.
- 5 Ideal for chemical processing, semiconductor fabrication, metal plating & finishing, pulp & paper, waste water treatment plants, and laboratory installations
- 6 Low installed cost as compared to non-corrosive exotic metal systems and PVDF
- 7 Light weight allows longer runs and speeds installation with simple tools and piping techniques.
- 8 Low maintenance requirements over extended service periods
- 9 CPVC pipe compound has a low flame spread rating of 10 and smoke development classification of 25 as per CAN/ULC S102.2
- 10 CPVC compound meets and is listed FM 4910 "Clean Room Materials Flammability Test Protocol" approval standard



PVC Ventilation Duct Pipe Dimensions

Duct Pipe Size (in)	Product Code	Average O.D. (in.)	Average I.D. (in.)	Average Wall Thickness (in.)	PVC Weight (lbs/ft)
6 x 20	046700	6.625	6.251	0.187	2.319
8 x 20	046702	8.625	8.251	0.187	3.040
10 x 10	046009	10.750	10.376	0.187	3.805
10 x 20	046704	10.750	10.376	0.187	3.805
12 x 10	046010	12.750	12.376	0.187	4.528
12 x 20	046706	12.750	12.376	0.187	4.528
14 x 20	046707	14.000	13.626	0.187	4.978
16 x 20	046708	16.000	15.626	0.187	5.697
18 x 20	046709	18.000	17.626	0.187	6.420
20 x 20	046711	20.000	19.500	0.250	9.515
24 x 20	046713	24.000	23.500	0.250	11.442

10' lengths available upon request.

These products are for atmospheric venting only. Do not use in pressurized air or gas systems.

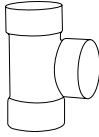
CPVC Ventilation Duct Pipe Dimensions

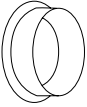
Duct Pipe Size (in)	Product Code	Average O.D. (in.)	Average I.D. (in.)	Average Wall Thickness (in.)	CPVC Weight (lbs/ft)
6 x 20	247700	6.625	6.251	0.187	2.519
8 x 20	247702	8.625	8.251	0.187	3.301
10 x 20	247704	10.750	10.376	0.187	4.133
12 x 20	247706	12.750	12.376	0.187	4.916
14 x 20	247707	14.000	13.626	0.187	5.405
16 x 20	247708	16.000	15.626	0.187	6.188


10' lengths available upon request.

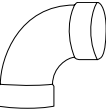
These products are for atmospheric venting only. Do not use in pressurized air or gas systems.

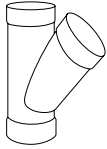
PRODUCT SELECTION CHART – PVC VENTILATION DUCT FITTINGS

	Dimension inches	Product Code
 Tee Soc x Soc x Soc	6	234018
	8	234019
	10	234020
	12	234021
	14	234022
	16	234023
	18	234024
	20	234025
	24	234026

	Dimension inches	Product Code
 Cap Soc	6	234070
	8	234071
	10	234072
	12	234073
	14	234074
	16	234075
	18	234076
	20	234077
	24	234078

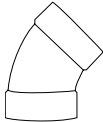
	Dimension inches	Product Code
 Butterfly Damper Soc x Soc Sizes: 18" - 24" Sizes: 6" - 16"	* 6	234088
	* 8	234089
	* 10	234090
	* 12	234091
	* 14	234092
	* 16	234093
	** 18	234094
	** 20	234095
	** 24	234096

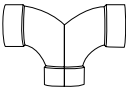
	Dimension inches	Product Code
 90° Elbow Soc x Soc	6	234000
	8	234001
	10	234002
	12	234003
	14	234004
	16	234005
	18	234006
	24	234008


	Dimension inches	Product Code
 45° Wye Soc x Soc x Soc	6	234043
	8	234044
	10	234045
	12	234046
	14	234047
	16	234048
	18	234049
	24	234051


* standard continuous adjustment, manual operation, socket connection, with locking screw, with graduated collar.

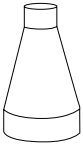
** standard continuous adjustment, manual operation, socket connection, with locking screw, without graduated collar

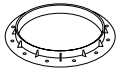
	Dimension inches	Product Code
 45° Elbow Soc x Soc	6	234009
	8	234010
	10	234011
	12	234012
	14	234013
	16	234014
	18	234015
	24	234016

	Dimension inches	Product Code
 90° Pant Leg Soc x Soc x Soc	6	234061
	8	234062
	10	234063
	12	234064
	14	234065
	16	234066
	18	234067
	24	234069

	Dimension inches	Product Code
 Coupling Soc x Soc	6	234027
	8	234028
	10	234029
	12	234030
	14	234031
	16	234032
	18	234033
	24	234035

	Dimension inches	Product Code
 45° Pant Leg Soc x Soc x Soc	6	234052
	8	234053
	10	234054
	12	234055
	14	234056
	16	234057
	18	234058
	24	234060

	Dimension inches	Product Code
 Reducer Coupling Soc x Soc	8 x 6	234036
	10 x 6	234038
	10 x 8	234037
	12 x 8	234040
	12 x 10	234039
	14 x 8	234041
	16 x 12	234042

	Dimension inches	Product Code
 Flange Soc	6	234079
	8	234080
	10	234081
	12	234082
	14	234083
	16	234084
	18	234085
	24	234087

PVC Well Casing

IPEX bell end PVC well casing provides corrosion-resistant, maintenance-free protection for well drop-pipe and submersible pumps. Its light weight facilitates installation with conventional tools and piping techniques. It is manufactured to ASTM standards and is available throughout North America from IPEX's fully stocked service centers.

STANDARDS



ASTM D1784, ASTM D1785, ASTM F480
ASTM D2665 - Sch 40 pipe only

ADVANTAGES

- ① Meets ASTM D1784, D1785, D2665 (Sch 40 pipe only) and F480 specifications.
- ② Third-party certified by NSF.
- ③ Solvent weld joints are strong and water tight.
- ④ Installation can be accomplished with lighter setting equipment than is required for metallic piping.
- ⑤ Electrically non-conductive which reduces job site work hazards.
- ⑥ Non-toxic and non-leaching with excellent chemical resistance.
- ⑦ Available in bell end 2" - 16" or plain end for threading 2" - 12".

Dimensions for Xirtec PVC Well Casing Pipe – ASTM F480

Pipe Size (in.)	Product Code	Outside Diameter (in.)		Minimum Wall Thickness (in.)			Bell Length (in.)
		Average	Tolerance on Avg	SDR21	Sch 40	Sch 80	
2	022620	2.375	±0.006	0.113	0.154	0.218	4.000
2-1/2	022625	2.875	±0.007	0.137	0.203	0.276	5.000
3	022630	3.500	±0.008	0.167	0.216	0.300	5.500
4	022640	4.500	±0.009	0.214	0.237	0.337	6.500
5	022650	5.563	±0.010	0.265	0.258	0.375	6.000
6	022660	6.625	±0.011	0.316	0.280	0.432	8.000
8	022680	8.625	±0.015	0.410	0.322	0.500	7.000
10	022690	10.750	±0.015	0.511	0.365	0.593	7.500
12	022692	12.750	±0.015	0.606	0.406	0.687	8.500
14	022694	14.000	±0.020	0.667	0.437	0.750	9.000
16	022696	16.000	±0.020	0.762	0.500	0.843	10.000

Roll Grooved PVC Pipe

IPEX PVC pipe can be roll or cut-grooved at each end for quick connection using mechanical couplings specifically designed for PVC pipe. This method can be used in any application where PVC pipe is acceptable and where it is desirable to have a means for quick assembly under adverse conditions.

ADVANTAGES

- 1 Completely re-usable pressure system that does not require threading, solvent welding, or flanging.
- 2 Joints are mechanically locked to produce a secure, leak-tight connection under pressure or vacuum. (See coupling manufacturer's product information for details on pressure capabilities.)
- 3 A union at every joint allows for speed and ease of assembly and field maintenance.
- 4 In abrasive applications, pipe can easily be rotated to distribute wear evenly.
- 5 Flexible system permits laying on rough or uneven terrain.
- 6 When using a gasket-type coupler, each joint will absorb some expansion and contraction due to temperature changes.
- 7 Grooved systems facilitate fast add-ons, modifications or re-location of the pipe.

DID YOU KNOW?

For more information on our Specialty Products, you can download our Vinyl Process Piping Systems Technical Manual quickly and easily. Just go to our website: ipexna.com.



Roll Grooved PVC Pipe is available in sizes from 2" – 12" in both Schedule 40 and Schedule 80 dimensions.

* Contact your local IPEX representative for more information

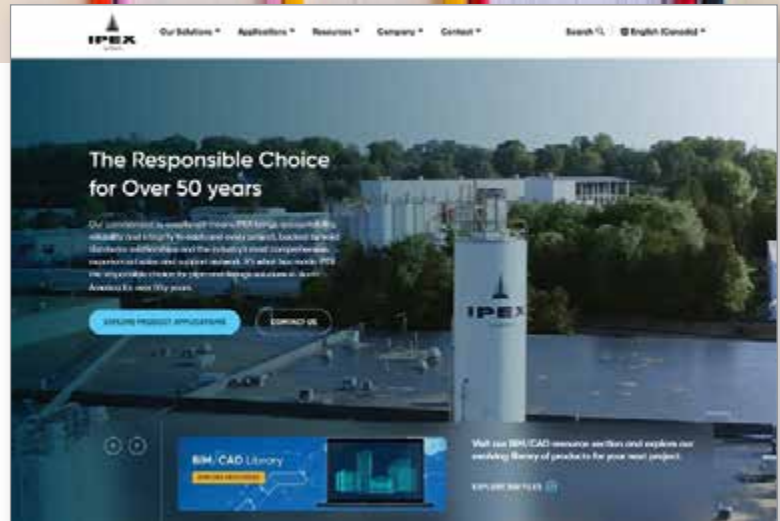


Bookmark Our Website

ipexna.com



PRODUCT INFO,
TECHNICAL
DOCUMENTS,
ONLINE TRAINING
& MUCH MORE ...



OUR TECHNICAL MANUALS INCLUDE:

- Standards
- Specifications
- Dimensions
- Pressure Ratings
- Design Calculations
- and much more ...

available at ipexna.com

SALES AND CUSTOMER SERVICE

IPEX USA LLC

Toll Free: (800) 463-9572

ipexna.com

About IPEX by Aliaxis

As leading suppliers of thermoplastic piping systems, IPEX by Aliaxis provides our customers with some of the world's largest and most comprehensive product lines. All IPEX by Aliaxis products are backed by more than 50 years of experience. With state-of-the-art manufacturing facilities and distribution centers across North America, we have earned a reputation for product innovation, quality, end-user focus and performance.

Markets served by IPEX by Aliaxis products are:

- Industrial process piping systems
- Double containment systems
- Acid waste systems
- High purity systems
- Compressed air and inert gas piping system
- Manual and actuated thermoplastic valves
- Industrial, plumbing and electrical cements
- Electrical systems
- Telecommunications and utility piping systems
- Industrial process piping systems
- Municipal pressure and gravity piping systems
- Plumbing and mechanical piping systems
- Electrofusion systems for gas and water
- Irrigation systems
- PVC, CPVC, ABS, PE, PEX, PVCO, PP and PVDF pipe and fittings (1/2" to 60")

Centra-Guard™, Centra-Lok™, Clear-Guard™, CustomGuard®, Drain-Guard™, Duraplus®, Duratec®, Encase™, Enfield™, Enpure™, Floway™, Guardian™, Labline®, Neutratanke®, Neutrasystem2™, Plenumline™ and Xirtec® are trademarks used under license.

Xirtec® CPVC piping systems are made with Corzan® CPVC compounds.

Corzan® is a registered trademark of the Lubrizol Corporation.

This literature is published in good faith and is believed to be reliable. However, it does not represent and/or warrant in any manner the information and suggestions contained in this brochure. Data presented is the result of laboratory tests and field experience.

A policy of ongoing product improvement is maintained. This may result in modifications of features and/or specifications without notice.



IPEX
by **aliaxis**

CTINNAIP200707R9U
© 2023 IPEX INDO01U