

GE40T10BLM

GE® Smart 40 Gallon Tall Electric Water Heater

DIMENSIONS AND INSTALLATION INFORMATION (IN INCHES)

LOCAL INSTALLATION REGULATIONS:

This water heater must be installed in accordance with these instructions, local codes, utility codes, utility company requirements or, in the absence of local codes, the latest edition of the National Electrical Code. It is available from some local libraries or can be purchased from the National Fire Preventions Association, Batterymarch park, Quincy, MA 02169 as booklet ANSI/NFPA 70.

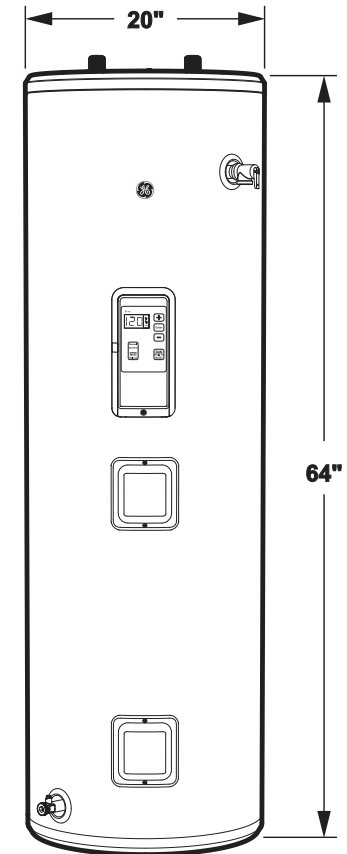
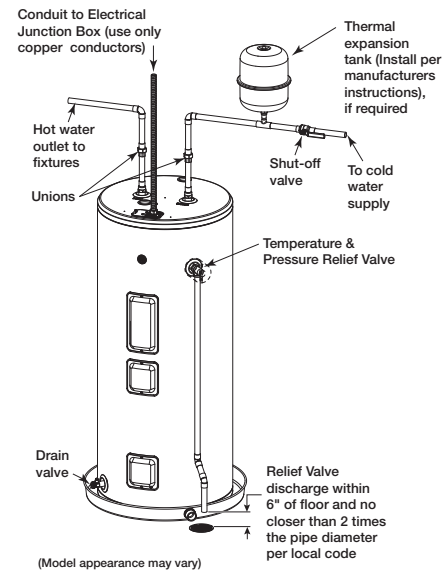
INSTALLATION INFORMATION: For complete information, see installation instruction packed with your water heater.

POWER REQUIREMENTS: Check the markings on the rating plate of the water heater to be certain the power supply corresponds to the water heater requirements.

LOCATION: Locate the water heater in a clean dry area as near as practical to the area of the greatest heated water demand. Long uninsulated hot water lines can waste energy and water.

REQUIRED CLEARANCES: There must be sufficient clearance between any object and the top, rear and sides of the water heater in the event service is needed. The controls and drain at front of unit must have clear access for operation and service. Installations that require minimal clearance on the sides or rear of the water heater for earthquake straps are also acceptable. In these cases, additional clearance should be provided on the opposite side of the unit to allow for service access

TYPICAL TOP CONNECT INSTALLATION



Above illustration intended for dimensional reference only. Refer to photograph for actual product appearance



For answers to your GE Profile™ or GE Appliances product questions, visit our website at geappliances.com or call GE Answer Center® Service, 800.626.2000.



Certified to
NSF/ANSI 372

See http://info.nsf.org/Certified/Lead_Content/
for specific model listing



Listed by
Underwriters
Laboratories

Specification Revised 9/20

GE40T10BLM

GE® Smart 40 Gallon Tall Electric Water Heater

FEATURES AND BENEFITS

Real Capacity – Get the most hot showers from the only water heater that holds a true 40 gallons of water (Compared to 40 gallon electric steel tank water heaters per DOE rated gallon capacity).

Built-In WiFi – Easily adjust temperatures, set vacation mode schedules and receive notifications with Built-in WiFi powered by SmartHQ.

High First Hour Delivery – Live comfortably with this best in class unit that delivers 66 gallons of hot water in the first hour (Measured through DOE First Hour Rating).

Quick Recovery – Two 5500W heating elements quickly increase water temperature for hot water when you need it.

Household Size – Provide hot water for the whole family of 2 to 4 persons.

Inlet Tube – Replenishes water from the bottom of the tank to maximize hot water delivery.

Easy Set Up – Replace your old water heater quickly and easily using standard water and electrical connections.

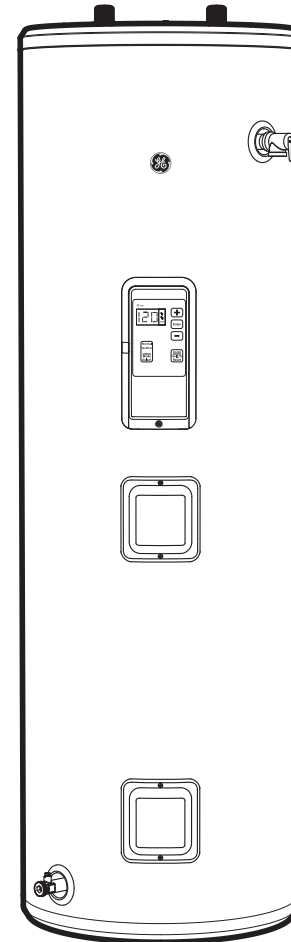
Anode Rod – Durable design offers long-lasting protection against corrosion.

Drain Valve – Rust-proof construction can be counted on to provide long-lasting service.

Digital Display – Make easy, accurate adjustments at the touch of a button.

Warranty – 10-year limited Parts Warranty*.

Model GE40T10BLM – Diamond Gray



*See written warranty for full details

