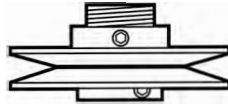


MOTOR ACCESSORIES

TOTALINE® ADJUSTABLE MOTOR PULLEYS

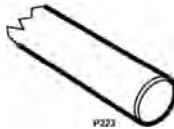
- Quality cast iron key way
- Designed for long belt life
- Corrosion resistant



PART NO	PULLEY SIZE (in)	SHAFT SIZE (in)	PITCH DIA(in)
P461-3201	3	1/2	1.9 - 2.9
P461-3503	3	5/8	1.9 - 2.9
P461-3301	3	3/4	1.9 - 2.9
P461-3202	4	1/2	2.4 - 3.4
P461-3505	4	5/8	2.4 - 3.4
P461-3302	4	3/4	2.4 - 3.4
P461-3710	4	7/8	2.4 - 3.4
P461-3203	4-1/4	1/2	2.8 - 3.8
P461-3507	4-1/4	5/8	2.8 - 3.8
P461-3303	4-1/4	3/4	2.8 - 3.8
P461-3708	4-1/4	7/8	2.8 - 3.8
P461-3204	5	1/2	3.4 - 4.4
P461-3504	5	5/8	3.4 - 4.4
P461-3304	5	3/4	3.4 - 4.4
P461-3706	5	7/8	3.4 - 4.4

TOTALINE® BLOWER SHAFTS

- Solid cold-rolled steel
- Ground and polished shaft
- Universal sizes
- Can be cut to proper length



PART NO	SHAFT DIA(in)	SHAFT LENGTH (in)
P461-4520	5/8	20
P461-4320	3/4	20
P461-4335	3/4	35
P461-4125	1	25
P461-4135	1	35

STEEL SHAFT BUSHINGS



PART NO	ID	OD	LENGTH
P251-0062	5/16	3/8	1-1/64
P251-0063	5/16	1/2	1-1/8
P251-0064	3/8	1/2	1-1/8
P251-0076	1/2	5/8	1-1/8
P251-0065	1/2	3/4	1-1/4
P251-0066	5/8	3/4	1-1/4
P251-0067	5/8	1	1-1/4
P251-0068	3/4	1	1-1/4
P251-0069	1	1-3/16	1-1/4

TOTALINE® BRONZE BEARING

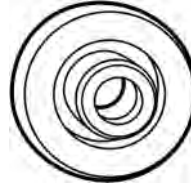
- Porous bronze sleeve
- Oil cup



PART NO	OUTSIDE DIA (in)	BORE DIA (in)	WIDTH (in)
P461-2301*	1-11/16	3/4	1-1/4

*Requires Isolator P461-2001.

BALL BEARING CARTRIDGE UNITS

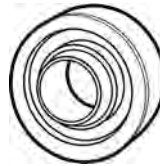


- Light duty series
- Molded rubber outer liner
- Eccentric self-locking collar
- Permanently lubricated
- Quiet operation
- Width: 1"

PART NO	OUTSIDE DIA (in)	BORE DIA (in)
P461-2202	2.5	1/2
P461-2502	2.5	5/8
P461-2302	1.8	3/4
P461-2304	2.5	3/4
P461-2201	1.7	1/2
P461-2102	2.5	1
P461-2103*	2.5	1
P461-2901	2.5	1-3/16

*Width 3/4 inch.

BALL BEARING CARTRIDGE UNITS



- Porous bronze sleeve
- Sealed type
- Self-aligning

PART NO	OUTSIDE DIA (in)	BORE DIA (in)	WIDTH (in)
P461-2303	1-13/16	3/4	1
P461-2101	2-1/2	1	1-3/8

BRONZE BEARING PILLOW BLOCKS



- Porous bronze sleeve
- Self-aligning
- Spherical bearing cartridge
- Quiet operation
- Oil cup for re-lubrication

PART NO	BASE TO SHAFT CENTER (in)	MOUNTING CENTER DIST (in)	BORE DIA (in)
P461-2504	1	3-1/8	5/8
P461-2305*	1	3-1/8	3/4
P461-2106	1	4-1/16	1
P461-2107	1-3/8	3-5/16	1

PILLOW BLOCKS LIGHT DUTY SERIES



- Permanently lubricated
- Rubber cushion interliner
- Eccentric locking collar
- Two-piece pressed steel housing
- Self-aligning

PART NO	BASE TO SHAFT	MOUNTING CEN-	BORE	TYPE
P461-2203	9/16	2	1/2	SLV
P461-2503	.70	3	5/8	SLV
P461-2501	1	3	5/8	BALL
P461-2306	1-1/8	3-3/8	3/4	BALL
P461-2104	1-5/16	3-3/4	1	BALL
P461-2904	1-5/16	3-3/4	1-3/16	BALL