

**DURO
DYNE**®

Dyna-Tite®

SUSPENSION SYSTEM



PRODUCT CATALOG



Table of Contents

Benefits	3
Applications	4
Cable Locks	5-6
Cable & End Fixings	7-10
Kits	11-13
Accessories	14-15
Internal Components	16
Testing	16
Installation Instructions	17
Warnings	18
Effects of Hanging at Angles	18



The term cable is often used interchangeably with wire rope. However, in general, wire rope refers to diameters larger than 3/8 inch. Sizes smaller than this are designated as cable.

Dyna-Tite System Benefits

- Its labor saving qualities have been shown to reduce installation time by up to 6 times when compared to traditional threaded rod.
- It provides a fast and strong solution to the task of hanging Mechanical and HVAC Systems.
- It allows the installer to position the hangers vertically or at an angle to the suspended object. Hanging at an angle will reduce the safe working load. Please see our "Effects of Hanging at Angles" chart on page 18.
- It is lightweight and easy to carry, and combines these qualities with the inherent strength of high tensile wire rope.
- Improves safety on the job. Carrying the product on the job site is easy and, in aerial situations, it reduces accident risk caused by falling materials.

For Rectangular Duct

Easily adjustable release pin

Reduces installation by 6x's!

Working Loads up to 1,100 lbs.

5:1 Safety Factor

Aviation grade wire rope

Applications

Dyna-Tite cable locks and wire rope can be used for suspension in a variety of ways to accommodate most mechanical and HVAC construction applications.

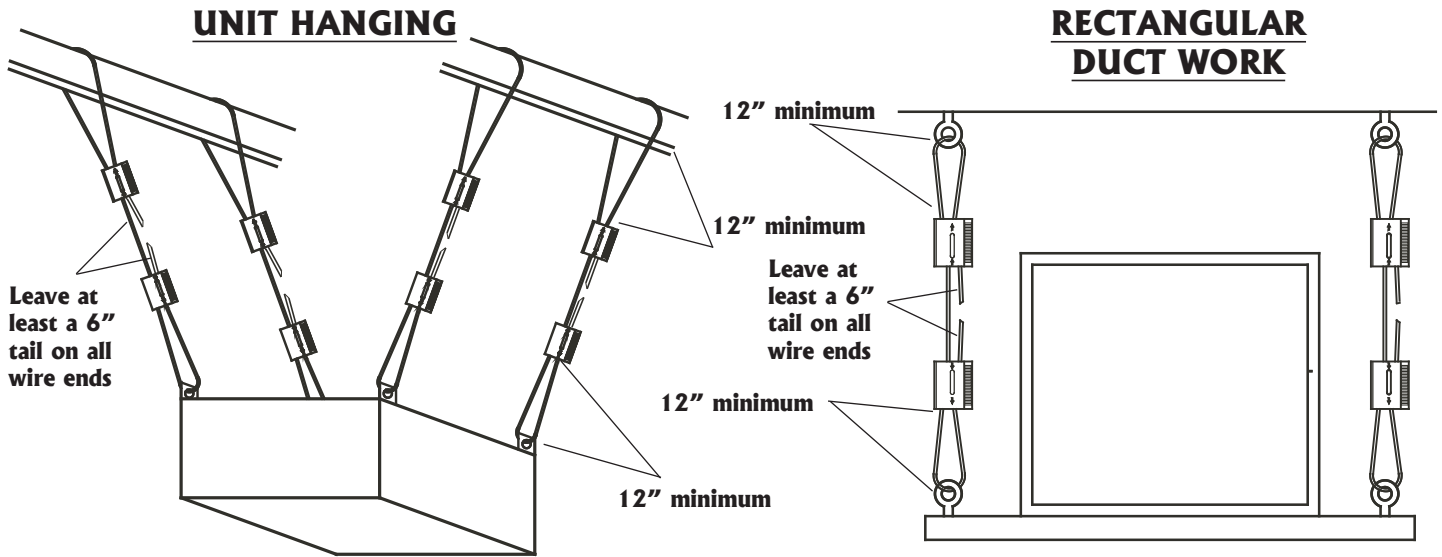
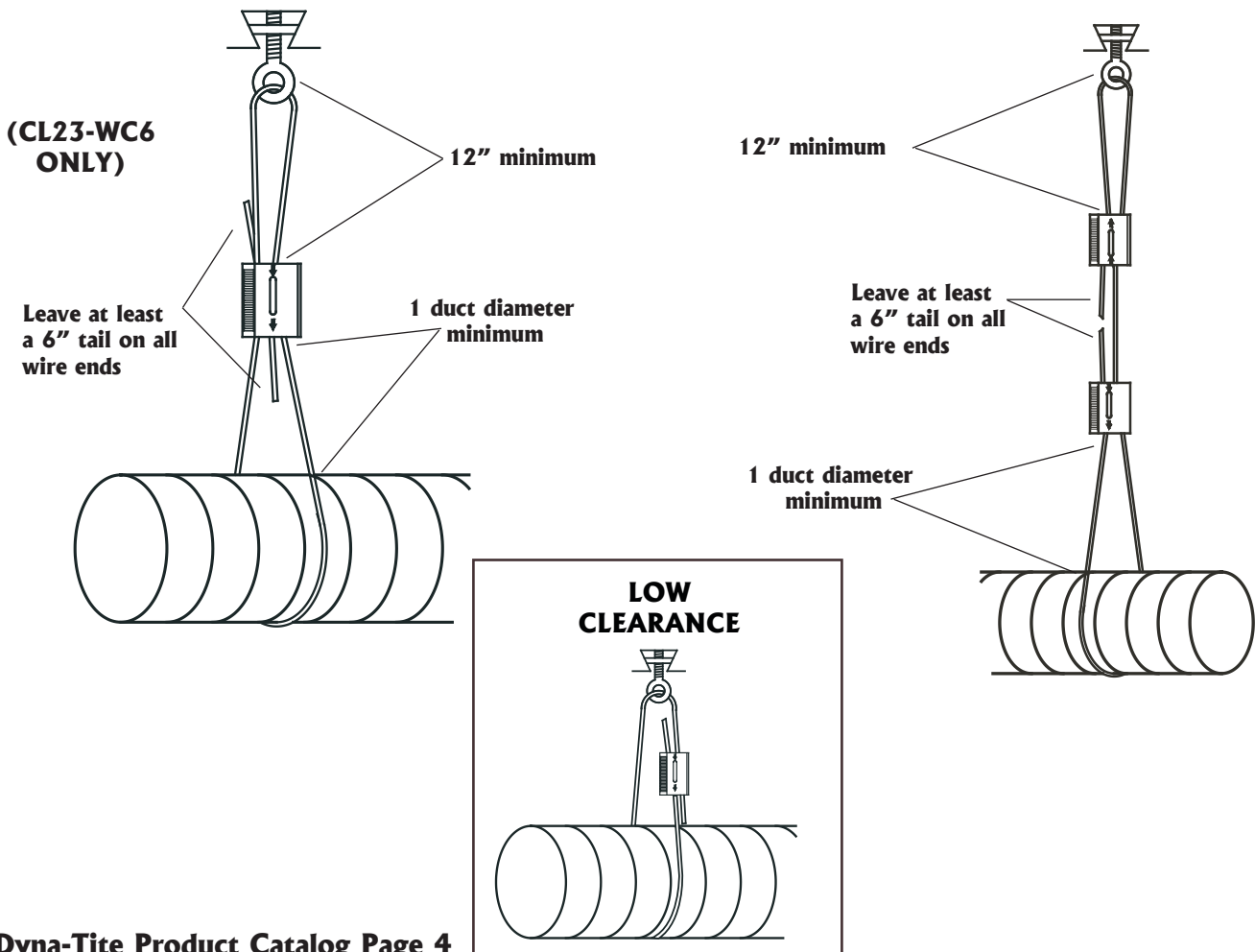


FIGURE 8 (CL23-WC6 ONLY)



Dyna-Tite Cable Locks


Dyna-Tite Cable Locks are a fast and reliable way to suspend ductwork and equipment. All cable locks are designed for use with one specific wire size and have working load ranges that incorporate a 5:1 safety factor ratio. For ease of installation Dyna-Tite cable locks feature an easy release pin for simple adjustments without the use of tools.

CL25-WC8



Wire Rope	Safe Working Load*
WC8-CL25	50-1,100 lbs. (25-500 kg)

CL23-WC6



Wire Rope	Safe Working Load*
WC6-CL23	50-640 lbs. (25-291 kg)

CL18-WC4



Wire Rope	Safe Working Load*
WC4-CL18	25-250 lbs. (12-114 kg)

CL12-WC3



Wire Rope	Safe Working Load*
WC3-CL12	25-150 lbs. (12-68 kg)

CL6-WC2



Wire Rope	Safe Working Load*
WC2-CL6	10-75 lbs. (5-34 kg)

Ordering Information

Item #	Code	Description	Box Qty	Carton Qty
30347	CL25-WC8	Cable Lock for use with WC8-CL25 Wire Rope	N/A	50
30350	CL23-WC6	Cable Lock for use with WC6-CL23 Wire Rope	10	100
30354	CL18-WC4	Cable Lock for use with WC4-CL18 Wire Rope	10	100
30351	CL12-WC3	Cable Lock for use with WC3-CL12 Wire Rope	10	100+
30348	CL6-WC2	Cable Lock for use with WC2-CL6 Wire Rope	10	100

+ Also available in bulk quantity.


Dyna-Tite Cable Locks are also available in kits, See pages 11-13.

***To ensure system integrity use only Wire Rope supplied by Duro Dyne. Hanging at angles will reduce the Safe Working Load. Please see the "Effects of Hanging at Angles" chart on page 18.**

FOR STATIC LOAD APPLICATIONS ONLY

Dyna-Tite Locking Cable Locks

Locking Cable Locks, like standard Cable Locks, are to be used on static load applications only. However, Locking Cable Locks should be used in instances where your static load may become dynamic by flying objects, unexpected movement or striking. The locking bolts on the Locking Cable Locks hold the inside locking wedge in place and disable the release pin feature until the locking bolt is manually loosened.



Ordering Information


Item #	Code	Description	Carton Qty
30372	CL25L-WC8	Locking Cable Lock for use with WC8-CL25 Wire Rope	50
30371	CL23L-WC6	Locking Cable Lock for use with WC6-CL23 Wire Rope	100
30370	CL18L-WC4	Locking Cable Lock for use with WC4-CL18 Wire Rope	100
30369	CL12L-WC3	Locking Cable Lock for use with WC3-CL12 Wire Rope	100
30368	CL6L-WC2	Locking Cable Lock for use with WC2-CL6 Wire Rope	100

For WLL and Warnings, see cable locks above.

Dyna-Tite Cable Locks

KV Bracket Assembly Patent #7,770,849

The KV bracket assembly enhances the Dyna-Tite suspension system by the addition of an integral bracket, which fastens the cable lock to rectangular ductwork with sheet metal screws. Once the KV assembly bracket is attached to the duct, the wire rope "drop" is passed into the entry hole at the top of the bracket, through the cable lock, and out the exit hole at the bottom. The locking teeth inside the cable lock engage the wire rope and secure the ductwork in place. An accessible release pin allows for simple adjustments.



5:1 Working Load
25 - 150 lbs. (12 - 68 kg)


Item #	Code	Description	Quantity
30361	KV12-WC3	Bracket Assembly with CL12-WC3 Cable Lock for use with WC3-CL12 Wire Rope	100 per carton
The KV Bracket must be hung at a 90 degree angle to the suspension point.			




Zip-Clip

The Zip-Clip fits securely into strut and has a spring loaded pawl which allows the entry and passage of wire rope through the cable lock. Once engaged by the pawl, the wire rope is gripped with increasing pressure as the suspended load is increased. To ease adjustment, each Zip-Clip cable lock has an integrated release to disengage the gripping pawl.

- A work load of 25-220 lbs. (12-100 kg)
- Sold in sets with looped cable
 - To ensure system integrity, Zip-Clips should only be used with wire rope supplied in the set.*
- Built in 5:1 safety factor
- Fits inside strut




"T" shaped release



Item #	Code	Description	Quantity
30041	ZCWR5	Zip-Clip Cable Lock and Wire Rope with Loops - 5 ft.	10 bags of 10 sets
30042	ZCWR10	Zip-Clip Cable Lock and Wire Rope with Loops - 10 ft.	10 bags of 10 sets
30043	ZCWR15	Zip-Clip Cable Lock and Wire Rope with Loops - 15 ft.	10 bags of 10 sets
30044	ZCWR25	Zip-Clip Cable Lock and Wire Rope with Loops - 25 ft.	10 bags of 5 sets
Use Zip-Clip cable lock ONLY with the Looped Cable supplied in the set.			

Zip-Clips are also available as a kit, see page 8 & 13.



Dyna-Tite Cable & End Fixings

Cable Lock Wire Rope


Aviation grade galvanized wire rope supplied by Duro Dyne is manufactured to exacting standards and statistically tested to verify stated breaking strengths. Duro Dyne WC2-CL6, WC3-CL12, and WC4-CL18 wire ropes utilize standard 7x7 construction. WC8-CL25 and WC6-CL23 wire ropes have a 7x19 construction. Only use wire rope supplied by Duro Dyne with Dyna-Tite cable locks to ensure maximum safety and integrity of the installation.



Item #	Code	Description	Tolerance	Construction	Safe Working Load* +	Packaging
30208	WC8-CL25	For use with CL25-WC8 Cable Lock	+ 5%/-0%	7x19	50-1,100 lbs. (25-500 kg)	250 ft./roll
30206	WC6-CL23	For use with CL23-WC6 Cable Lock	+.018/-0.009 in.	7x19	50-640 lbs. (25-291 kg)	250 ft./roll
30204	WC4-CL18	For use with CL18-WC4 Cable Lock	+.014/-0.007 in.	7x7	25-250 lbs. (12-114 kg)	500 ft./roll
30202	WC3-CL12	For use with CL12-WC3 Cable Lock	+.012/-0.006 in.	7x7	25-150 lbs. (12-68 kg)	500 ft./roll
30200	WC2-CL6	For use with CL6-WC2 Cable Lock	+.010/-0.005 in.	7x7	10-75 lbs. (5-34 kg)	500 ft./roll
*Safe Working Loads are based on a 5:1 Safety Factor.						
+ Hanging at angles will reduce the Safe Working Loads. Please see our 'Effects of Hanging at Angles' table on page 18.						

Looped Cable Assembly

The Looped Cable Assembly enhances the Dyna-Tite suspension system by the addition of a pre-looped cable end. Once the wire rope is pulled around the anchor point and through the looped end of the cable, it is already secured at one end, saving time at the jobsite. The remaining wire rope "drop" is passed through a channel in the Dyna-Tite Cable Lock. Then, the wire rope is either wrapped around the ductwork or inserted through a fastening point and back up into the second channel of the same cable lock. The locking teeth inside the cable lock engage the wire rope which secures the ductwork in place.



To ensure maximum safety, use only looped wire rope supplied by Duro Dyne with Dyna-Tite cable locks.



Item #	Code	Description	For Use With Cable Lock	Safe Working Load* +	Quantity
30213	LC05WC2	WC2-CL6 Wire Rope X 5 ft. 1-1/2 in. Looped Cable	CL6-WC2	10-75 lbs. (5-34 kg)	10 bags of 10
30214	LC10WC2	WC2-CL6 Wire Rope X 10 ft. 1-1/2 in. Looped Cable	CL6-WC2	10-75 lbs. (5-34 kg)	10 bags of 10
30215	LC15WC2	WC2-CL6 Wire Rope X 15 ft. 1-1/2 in. Looped Cable	CL6-WC2	10-75 lbs. (5-34 kg)	10 bags of 10
30216	LC25WC2	WC2-CL6 Wire Rope X 25 ft. 1-1/2 in. Looped Cable	CL6-WC2	10-75 lbs. (5-34 kg)	5 bags of 10
30228	LC05WC3	WC3-CL12 Wire Rope X 5 ft. 1-1/2 in. Looped Cable	CL12-WC3	25-150 lbs. (12-68 kg)	10 bags of 10
30229	LC10WC3	WC3-CL12 Wire Rope X 10 ft. 1-1/2 in. Looped Cable	CL12-WC3	25-150 lbs. (12-68 kg)	10 bags of 10
30230	LC15WC3	WC3-CL12 Wire Rope X 15 ft. 1-1/2 in. Looped Cable	CL12-WC3	25-150 lbs. (12-68 kg)	10 bags of 10
30232	LC25WC3	WC3-CL12 Wire Rope X 25 ft. 1-1/2 in. Looped Cable	CL12-WC3	25-150 lbs. (12-68 kg)	5 bags of 10
30233	LC05WC4	WC4-CL18 Wire Rope X 5 ft. 3 in. Looped Cable	CL18-WC4	25-250 lbs. (12-114 kg)	10 bags of 10
30234	LC10WC4	WC4-CL18 Wire Rope X 10 ft. 3 in. Looped Cable	CL18-WC4	25-250 lbs. (12-114 kg)	10 bags of 10
30235	LC15WC4	WC4-CL18 Wire Rope X 15 ft. 3 in. Looped Cable	CL18-WC4	25-250 lbs. (12-114 kg)	10 bags of 10
30237	LC25WC4	WC4-CL18 Wire Rope X 25 ft. 3 in. Looped Cable	CL18-WC4	25-250 lbs. (12-114 kg)	5 bags of 10
*Safe Working Loads are based on a 5:1 Safety Factor.					
+ Hanging at angles will reduce the Safe Working Loads. Please see our 'Effects of Hanging at Angles' table on pg 18.					

Looped Cable Assemblies are also available as a kit, see page 13.

Dyna-Tite Cable & End Fixings

Dyna-Stud® Threaded Bolt

The Dyna-Stud is a heavy duty grade 5 hex head bolt with one end of a super strong aircraft rated cable attached. The bolt is threaded into the expansion anchor without putting stress on the cable. This makes for a much safer and tighter connection. The other end of the cable, in conjunction with the cable lock, is used to attach the object being supported.



Item #	Code	Description	For Use w/ Cable Lock [^]	Safe Working Load* +	Packaged
30052	SDSA1405WC3	1/4 Swaged Threaded Bolt x 5ft WC3-CL12 Dyna-Stud Cable Assembly	CL12-WC3	25-150 lbs. (12-68 kg)	10/bag-10bg/bx
30053	SDSA1410WC3	1/4 Swaged Threaded Bolt x 10ft WC3-CL12 Dyna-Stud Cable Assembly	CL12-WC3	25-150 lbs. (12-68 kg)	10/bag-10bg/bx
30054	SDSA1415WC3	1/4 Swaged Threaded Bolt x 15ft WC3-CL12 Dyna-Stud Cable Assembly	CL12-WC3	25-150 lbs. (12-68 kg)	10/bag-10bg/bx
30055	SDSA1425WC3	1/4 Swaged Threaded Bolt x 25ft WC3-CL12 Dyna-Stud Cable Assembly	CL12-WC3	25-150 lbs. (12-68 kg)	5/bag-10bg/bx
30056	SDSA3805WC4	3/8 Swaged Threaded Bolt x 5ft WC4-CL18 Dyna-Stud Cable Assembly	CL18-WC4	25-225 lbs. (12-102 kg)	10/bag-10bg/bx
30057	SDSA3810WC4	3/8 Swaged Threaded Bolt x 10ft WC4-CL18 Dyna-Stud Cable Assembly	CL18-WC4	25-225 lbs. (12-102 kg)	10/bag-5bg/bx
30058	SDSA3815WC4	3/8 Swaged Threaded Bolt x 15ft WC4-CL18 Dyna-Stud Cable Assembly	CL18-WC4	25-225 lbs. (12-102 kg)	10/bag-5bg/bx
30059	SDSA3825WC4	3/8 Swaged Threaded Bolt x 25ft WC4-CL18 Dyna-Stud Cable Assembly	CL18-WC4	25-225 lbs. (12-102 kg)	5/bag-5bg/bx
Item # 30052 - 30055 come with 1/4" drop in.					
Item # 30056 - 30059 come with 3/8" drop in.					
*Safe Working Loads are based on a 5:1 Safety Factor					
+ Hanging at angles will reduce the Safe Working Loads. Please see our 'Effects of Hanging at Angles' table http://www.durodyne.com/DTTesting.php					

Dyna-Stud® Kits - Threaded Bolt

For your convenience, the Dyna-Stud is also available as a kit with the Zip-Clip cable lock.



Item #	Code	Description	For Use w/ Cable Lock [^]	Safe Working Load* +	Packaged
30075	SDSA3805ZC	3/8 Swaged Threaded Bolt x 5ft Dyna-Stud Cable Assembly with Zip-Clip	Zip-Clip	25-220 lbs. (12-100 kg)	10/bag-5bg/bx
30076	SDSA3810ZC	3/8 Swaged Threaded Bolt x 10ft Dyna-Stud Cable Assembly with Zip-Clip	Zip-Clip	25-220 lbs. (12-100 kg)	10/bag-5bg/bx
30077	SDSA3815ZC	3/8 Swaged Threaded Bolt x 15ft Dyna-Stud Cable Assembly with Zip-Clip	Zip-Clip	25-220 lbs. (12-100 kg)	10/bag-5bg/bx
30078	SDSA3825ZC	3/8 Swaged Threaded Bolt x 25ft Dyna-Stud Cable Assembly with Zip-Clip	Zip-Clip	25-220 lbs. (12-100 kg)	5/bag-5bg/bx
Item # 30075 - 30078 come with 3/8" drop in and Zip-Clip.					
[^] Cable Lock not included unless noted in the description column					
*Safe Working Loads are based on a 5:1 Safety Factor					
+ Hanging at angles will reduce the Safe Working Loads. Please see our 'Effects of Hanging at Angles' table http://www.durodyne.com/DTTesting.php					



With Zip-Clip

Dyna-Tite Cable & End Fixings

Duro Dyne Dyna-Tite eyelets are manufactured of zinc plated cold rolled steel and swaged to the wire rope cable with a hydraulic press. Dyna-Tite Eyelet assemblies are available for installation with either a 1/4 in. or 3/8 in. fastener. They are available in 45°, 90° and straight variations and can also be purchased as a kit with the appropriate cable lock.


90 Degree Eyelets



Item#	Code	Description	For Use With Cable Lock	Safe Working Load* +	Quantity
1/4 in. Eyelets					
30140	9014-05WC2	90° 1/4 in. Eyelet - 5 ft. x WC2-CL6 Wire Rope	CL6-WC2	10-75 lbs. (5-34 kg)	10/bag-10bg/ctn
30141	9014-10WC2	90° 1/4 in. Eyelet - 10 ft. x WC2-CL6 Wire Rope	CL6-WC2	10-75 lbs. (5-34 kg)	10/bag-10bg/ctn
30142	9014-15WC2	90° 1/4 in. Eyelet - 15 ft. x WC2-CL6 Wire Rope	CL6-WC2	10-75 lbs. (5-34 kg)	10/bag-10bg/ctn
30143	9014-25WC2	90° 1/4 in. Eyelet - 25 ft. x WC2-CL6 Wire Rope	CL6-WC2	10-75 lbs. (5-34 kg)	5/bag-10bg/ctn
30144	9014-05WC3	90° 1/4 in. Eyelet - 5 ft. x WC3-CL12 Wire Rope	CL12-WC3	25-150 lbs. (12-68 kg)	10/bag-10bg/ctn
30145	9014-10WC3	90° 1/4 in. Eyelet - 10 ft. x WC3-CL12 Wire Rope	CL12-WC3	25-150 lbs. (12-68 kg)	10/bag-10bg/ctn
30146	9014-15WC3	90° 1/4 in. Eyelet - 15 ft. x WC3-CL12 Wire Rope	CL12-WC3	25-150 lbs. (12-68 kg)	10/bag-10bg/ctn
30147	9014-25WC3	90° 1/4 in. Eyelet - 25 ft. x WC3-CL12 Wire Rope	CL12-WC3	25-150 lbs. (12-68 kg)	5/bag-10bg/ctn
30148	9014-05WC4	90° 1/4 in. Eyelet - 5 ft. x WC4-CL18 Wire Rope	CL18-WC4	25-250 lbs. (12-114 kg)	10/bag-10bg/ctn
30149	9014-10WC4	90° 1/4 in. Eyelet - 10 ft. x WC4-CL18 Wire Rope	CL18-WC4	25-250 lbs. (12-114 kg)	10/bag-10bg/ctn
30150	9014-15WC4	90° 1/4 in. Eyelet - 15 ft. x WC4-CL18 Wire Rope	CL18-WC4	25-250 lbs. (12-114 kg)	10/bag-10bg/ctn
30151	9014-25WC4	90° 1/4 in. Eyelet - 25 ft. x WC4-CL18 Wire Rope	CL18-WC4	25-250 lbs. (12-114 kg)	5/bag-10bg/ctn
3/8 in. Eyelets					
30152	9038-05WC3	90° 3/8 in. Eyelet - 5 ft. x WC3-CL12 Wire Rope	CL12-WC3	25-150 lbs. (12-68 kg)	10/bag-10bg/ctn
30153	9038-10WC3	90° 3/8 in. Eyelet - 10 ft. x WC3-CL12 Wire Rope	CL12-WC3	25-150 lbs. (12-68 kg)	10/bag-10bg/ctn
30154	9038-15WC3	90° 3/8 in. Eyelet - 15 ft. x WC3-CL12 Wire Rope	CL12-WC3	25-150 lbs. (12-68 kg)	10/bag-10bg/ctn
30155	9038-25WC3	90° 3/8 in. Eyelet - 25 ft. x WC3-CL12 Wire Rope	CL12-WC3	25-150 lbs. (12-68 kg)	5/bag-10bg/ctn
30157	9038-05WC4	90° 3/8 in. Eyelet - 5 ft. x WC4-CL18 Wire Rope	CL18-WC4	25-250 lbs. (12-114 kg)	10/bag-10bg/ctn
30158	9038-10WC4	90° 3/8 in. Eyelet - 10 ft. x WC4-CL18 Wire Rope	CL18-WC4	25-250 lbs. (12-114 kg)	10/bag-10bg/ctn
30159	9038-15WC4	90° 3/8 in. Eyelet - 15 ft. x WC4-CL18 Wire Rope	CL18-WC4	25-250 lbs. (12-114 kg)	10/bag-10bg/ctn
30160	9038-25WC4	90° 3/8 in. Eyelet - 25 ft. x WC4-CL18 Wire Rope	CL18-WC4	25-250 lbs. (12-114 kg)	5/bag-10bg/ctn
*Safe Working Loads are based on a 5:1 Safety Factor.					
+ Hanging at angles will reduce the Safe Working Loads. Please see our 'Effects of Hanging at Angles' table on page 18.					

Dyna-Tite Cable & End Fixings

45 Degree Eyelets



Item#	Code	Description	For Use With Cable Lock	Safe Working Load* +	Quantity
1/4 in. Eyelets					
30161	4514-05WC2	45° 1/4 in. Eyelet - 5 ft. x WC2-CL6 Wire Rope	CL6-WC2	10-75 lbs. (5-34 kg)	10/bag-10bg/ctn
30162	4514-10WC2	45° 1/4 in. Eyelet - 10 ft. x WC2-CL6 Wire Rope	CL6-WC2	10-75 lbs. (5-34 kg)	10/bag-10bg/ctn
30163	4514-15WC2	45° 1/4 in. Eyelet - 15 ft. x WC2-CL6 Wire Rope	CL6-WC2	10-75 lbs. (5-34 kg)	10/bag-10bg/ctn
30164	4514-25WC2	45° 1/4 in. Eyelet - 25 ft. x WC2-CL6 Wire Rope	CL6-WC2	10-75 lbs. (5-34 kg)	5/bag-10bg/ctn
30165	4514-05WC3	45° 1/4 in. Eyelet - 5 ft. x WC3-CL12 Wire Rope	CL12-WC3	25-150 lbs. (12-68 kg)	10/bag-10bg/ctn
30166	4514-10WC3	45° 1/4 in. Eyelet - 10 ft. x WC3-CL12 Wire Rope	CL12-WC3	25-150 lbs. (12-68 kg)	10/bag-10bg/ctn
30167	4514-15WC3	45° 1/4 in. Eyelet - 15 ft. x WC3-CL12 Wire Rope	CL12-WC3	25-150 lbs. (12-68 kg)	10/bag-10bg/ctn
30168	4514-25WC3	45° 1/4 in. Eyelet - 25 ft. x WC3-CL12 Wire Rope	CL12-WC3	25-150 lbs. (12-68 kg)	5/bag-10bg/ctn
30169	4514-05WC4	45° 1/4 in. Eyelet - 5 ft. x WC4-CL18 Wire Rope	CL18-WC4	25-250 lbs. (12-114 kg)	10/bag-10bg/ctn
30170	4514-10WC4	45° 1/4 in. Eyelet - 10 ft. x WC4-CL18 Wire Rope	CL18-WC4	25-250 lbs. (12-114 kg)	10/bag-10bg/ctn
30171	4514-15WC4	45° 1/4 in. Eyelet - 15 ft. x WC4-CL18 Wire Rope	CL18-WC4	25-250 lbs. (12-114 kg)	10/bag-10bg/ctn
30172	4514-25WC4	45° 1/4 in. Eyelet - 25 ft. x WC4-CL18 Wire Rope	CL18-WC4	25-250 lbs. (12-114 kg)	5/bag-10bg/ctn
3/8 in. Eyelets					
30173	4538-05WC3	45° 3/8 in. Eyelet - 5 ft. x WC3-CL12 Wire Rope	CL12-WC3	25-150 lbs. (12-68 kg)	10/bag-10bg/ctn
30174	4538-10WC3	45° 3/8 in. Eyelet - 10 ft. x WC3-CL12 Wire Rope	CL12-WC3	25-150 lbs. (12-68 kg)	10/bag-10bg/ctn
30175	4538-15WC3	45° 3/8 in. Eyelet - 15 ft. x WC3-CL12 Wire Rope	CL12-WC3	25-150 lbs. (12-68 kg)	10/bag-10bg/ctn
30176	4538-25WC3	45° 3/8 in. Eyelet - 25 ft. x WC3-CL12 Wire Rope	CL12-WC3	25-150 lbs. (12-68 kg)	5/bag-10bg/ctn
30177	4538-05WC4	45° 3/8 in. Eyelet - 5 ft. x WC4-CL18 Wire Rope	CL18-WC4	25-250 lbs. (12-114 kg)	10/bag-10bg/ctn
30178	4538-10WC4	45° 3/8 in. Eyelet - 10 ft. x WC4-CL18 Wire Rope	CL18-WC4	25-250 lbs. (12-114 kg)	10/bag-10bg/ctn
30179	4538-15WC4	45° 3/8 in. Eyelet - 15 ft. x WC4-CL18 Wire Rope	CL18-WC4	25-250 lbs. (12-114 kg)	10/bag-10bg/ctn
30180	4538-25WC4	45° 3/8 in. Eyelet - 25 ft. x WC4-CL18 Wire Rope	CL18-WC4	25-250 lbs. (12-114 kg)	5/bag-10bg/ctn
*Safe Working Loads are based on a 5:1 Safety Factor.					
+ Hanging at angles will reduce the Safe Working Loads. Please see our 'Effects of Hanging at Angles' table on page 18.					

Straight Eyelets



Item#	Code	Description	For Use With Cable Lock	Safe Working Load* +	Quantity
1/4 in. Eyelets					
30110	S14-05WC2	Straight 1/4 in. Eyelet - 5 ft. x WC2-CL6 Wire Rope	CL6-WC2	10-75 lbs. (5-34 kg)	10/bag-10bg/ctn
30111	S14-10WC2	Straight 1/4 in. Eyelet - 10 ft. x WC2-CL6 Wire Rope	CL6-WC2	10-75 lbs. (5-34 kg)	10/bag-10bg/ctn
30116	S14-15WC2	Straight 1/4 in. Eyelet - 15 ft. x WC2-CL6 Wire Rope	CL6-WC2	10-75 lbs. (5-34 kg)	10/bag-10bg/ctn
30117	S14-25WC2	Straight 1/4 in. Eyelet - 25 ft. x WC2-CL6 Wire Rope	CL6-WC2	10-75 lbs. (5-34 kg)	5/bag-10bg/ctn
30122	S14-05WC3	Straight 1/4 in. Eyelet - 5 ft. x WC3-CL12 Wire Rope	CL12-WC3	25-150 lbs. (12-68 kg)	10/bag-10bg/ctn
30123	S14-10WC3	Straight 1/4 in. Eyelet - 10 ft. x WC3-CL12 Wire Rope	CL12-WC3	25-150 lbs. (12-68 kg)	10/bag-10bg/ctn
30128	S14-15WC3	Straight 1/4 in. Eyelet - 15 ft. x WC3-CL12 Wire Rope	CL12-WC3	25-150 lbs. (12-68 kg)	10/bag-10bg/ctn
30129	S14-25WC3	Straight 1/4 in. Eyelet - 25 ft. x WC3-CL12 Wire Rope	CL12-WC3	25-150 lbs. (12-68 kg)	5/bag-10bg/ctn
*Safe Working Loads are based on a 5:1 Safety Factor.					
+ Hanging at angles will reduce the Safe Working Loads. Please see our 'Effects of Hanging at Angles' table on page 18.					

Dyna-Tite Kits

90 Degree Eyelets with Cable Lock Kits



CL6-WC2

CL12-WC3

CL18-WC4

Item#	Code	Description	Safe Working Load* +	Quantity
1/4 in. Eyelets				
30240	9014K05WC2/CL6	90° 1/4 in. Eyelet - 5 ft. x WC2-CL6 Wire Rope w/CL6-WC2 Lock	10-75 lbs. (5-34 kg)	10/bag-10bg/ctn
30241	9014K10WC2/CL6	90° 1/4 in. Eyelet - 10 ft. x WC2-CL6 Wire Rope w/CL6-WC2 Lock	10-75 lbs. (5-34 kg)	10/bag-10bg/ctn
30242	9014K15WC2/CL6	90° 1/4 in. Eyelet - 15 ft. x WC2-CL6 Wire Rope w/CL6-WC2 Lock	10-75 lbs. (5-34 kg)	10/bag-10bg/ctn
30243	9014K25WC2/CL6	90° 1/4 in. Eyelet - 25 ft. x WC2-CL6 Wire Rope w/CL6-WC2 Lock	10-75 lbs. (5-34 kg)	5/bag-10bg/ctn
30244	9014K05WC3/CL12	90° 1/4 in. Eyelet - 5 ft. x WC3-CL12 Wire Rope w/CL12-WC3 Lock	25-150 lbs. (12-68 kg)	10/bag-10bg/ctn
30245	9014K10WC3/CL12	90° 1/4 in. Eyelet - 10 ft. x WC3-CL12 Wire Rope w/CL12-WC3 Lock	25-150 lbs. (12-68 kg)	10/bag-10bg/ctn
30246	9014K15WC3/CL12	90° 1/4 in. Eyelet - 15 ft. x WC3-CL12 Wire Rope w/CL12-WC3 Lock	25-150 lbs. (12-68 kg)	10/bag-10bg/ctn
30247	9014K25WC3/CL12	90° 1/4 in. Eyelet - 25 ft. x WC3-CL12 Wire Rope w/CL12-WC3 Lock	25-150 lbs. (12-68 kg)	5/bag-10bg/ctn
30263	9014K05WC4/CL18	90° 1/4 in. Eyelet - 5 ft. x WC4-CL18 Wire Rope w/CL18-WC4 Lock	25-250 lbs. (12-114 kg)	10/bag-10bg/ctn
30264	9014K10WC4/CL18	90° 1/4 in. Eyelet - 10 ft. x WC4-CL18 Wire Rope w/CL18-WC4 Lock	25-250 lbs. (12-114 kg)	10/bag-10bg/ctn
30265	9014K15WC4/CL18	90° 1/4 in. Eyelet - 15 ft. x WC4-CL18 Wire Rope w/CL18-WC4 Lock	25-250 lbs. (12-114 kg)	10/bag-10bg/ctn
30266	9014K25WC4/CL18	90° 1/4 in. Eyelet - 25 ft. x WC4-CL18 Wire Rope w/CL18-WC4 Lock	25-250 lbs. (12-114 kg)	5/bag-10bg/ctn
3/8 in. Eyelets				
30271	9038K05WC3/CL12	90° 3/8 in. Eyelet - 5 ft. x WC3-CL12 Wire Rope w/CL12-WC3 Lock	25-150 lbs. (12-68 kg)	10/bag-10bg/ctn
30272	9038K10WC3/CL12	90° 3/8 in. Eyelet - 10 ft. x WC3-CL12 Wire Rope w/CL12-WC3 Lock	25-150 lbs. (12-68 kg)	10/bag-10bg/ctn
30273	9038K15WC3/CL12	90° 3/8 in. Eyelet - 15 ft. x WC3-CL12 Wire Rope w/CL12-WC3 Lock	25-150 lbs. (12-68 kg)	10/bag-10bg/ctn
30274	9038K25WC3/CL12	90° 3/8 in. Eyelet - 25 ft. x WC3-CL12 Wire Rope w/CL12-WC3 Lock	25-150 lbs. (12-68 kg)	5/bag-10bg/ctn
30279	9038K05WC4/CL18	90° 3/8 in. Eyelet - 5 ft. x WC4-CL18 Wire Rope w/CL18-WC4 Lock	25-250 lbs. (12-114 kg)	10/bag-10bg/ctn
30280	9038K10WC4/CL18	90° 3/8 in. Eyelet - 10 ft. x WC4-CL18 Wire Rope w/CL18-WC4 Lock	25-250 lbs. (12-114 kg)	10/bag-10bg/ctn
30281	9038K15WC4/CL18	90° 3/8 in. Eyelet - 15 ft. x WC4-CL18 Wire Rope w/CL18-WC4 Lock	25-250 lbs. (12-114 kg)	10/bag-10bg/ctn
30282	9038K25WC4/CL18	90° 3/8 in. Eyelet - 25 ft. x WC4-CL18 Wire Rope w/CL18-WC4 Lock	25-250 lbs. (12-114 kg)	5/bag-10bg/ctn
*Safe Working Loads are based on a 5:1 Safety Factor.				
+ Hanging at angles will reduce the Safe Working Loads. Please see our 'Effects of Hanging at Angles' table on page 18.				

Dyna-Tite Kits

45 Degree Eyelets with Cable Lock Kits


Item#	Code	Description	Safe Working Load* +	Quantity
1/4 in. Eyelets				
30288	4514K05WC2/CL6	45° 1/4 in. Eyelet - 5 ft. x WC2-CL6 Wire Rope w/CL6-WC2 Lock	10-75 lbs. (5-34 kg)	10/bag-10bg/ctn
30289	4514K10WC2/CL6	45° 1/4 in. Eyelet - 10 ft. x WC2-CL6 Wire Rope w/CL6-WC2 Lock	10-75 lbs. (5-34 kg)	10/bag-10bg/ctn
30290	4514K15WC2/CL6	45° 1/4 in. Eyelet - 15 ft. x WC2-CL6 Wire Rope w/CL6-WC2 Lock	10-75 lbs. (5-34 kg)	10/bag-10bg/ctn
30291	4514K25WC2/CL6	45° 1/4 in. Eyelet - 25 ft. x WC2-CL6 Wire Rope w/CL6-WC2 Lock	10-75 lbs. (5-34 kg)	5/bag-10bg/ctn
30299	4514K05WC3/CL12	45° 1/4 in. Eyelet - 5 ft. x WC3-CL12 Wire Rope w/CL12-WC3 Lock	25-150 lbs. (12-68 kg)	10/bag-10bg/ctn
30300	4514K10WC3/CL12	45° 1/4 in. Eyelet - 10 ft. x WC3-CL12 Wire Rope w/CL12-WC3 Lock	25-150 lbs. (12-68 kg)	10/bag-10bg/ctn
30301	4514K15WC3/CL12	45° 1/4 in. Eyelet - 15 ft. x WC3-CL12 Wire Rope w/CL12-WC3 Lock	25-150 lbs. (12-68 kg)	10/bag-10bg/ctn
30303	4514K25WC3/CL12	45° 1/4 in. Eyelet - 25 ft. x WC3-CL12 Wire Rope w/CL12-WC3 Lock	25-150 lbs. (12-68 kg)	5/bag-10bg/ctn
30308	4514K05WC4/CL18	45° 1/4 in. Eyelet - 5 ft. x WC4-CL18 Wire Rope w/CL18-WC4 Lock	25-250 lbs. (12-114 kg)	10/bag-10bg/ctn
30309	4514K10WC4/CL18	45° 1/4 in. Eyelet - 10 ft. x WC4-CL18 Wire Rope w/CL18-WC4 Lock	25-250 lbs. (12-114 kg)	10/bag-10bg/ctn
30310	4514K15WC4/CL18	45° 1/4 in. Eyelet - 15 ft. x WC4-CL18 Wire Rope w/CL18-WC4 Lock	25-250 lbs. (12-114 kg)	10/bag-10bg/ctn
30311	4514K25WC4/CL18	45° 1/4 in. Eyelet - 25 ft. x WC4-CL18 Wire Rope w/CL18-WC4 Lock	25-250 lbs. (12-114 kg)	5/bag-10bg/ctn
3/8 in. Eyelets				
30319	4538K05WC3/CL12	45° 3/8 in. Eyelet - 5 ft. x WC3-CL12 Wire Rope w/CL12-WC3 Lock	25-150 lbs. (12-68 kg)	10/bag-10bg/ctn
30320	4538K10WC3/CL12	45° 3/8 in. Eyelet - 10 ft. x WC3-CL12 Wire Rope w/CL12-WC3 Lock	25-150 lbs. (12-68 kg)	10/bag-10bg/ctn
30321	4538K15WC3/CL12	45° 3/8 in. Eyelet - 15 ft. x WC3-CL12 Wire Rope w/CL12-WC3 Lock	25-150 lbs. (12-68 kg)	10/bag-10bg/ctn
30322	4538K25WC3/CL12	45° 3/8 in. Eyelet - 25 ft. x WC3-CL12 Wire Rope w/CL12-WC3 Lock	25-150 lbs. (12-68 kg)	5/bag-10bg/ctn
30329	4538K05WC4/CL18	45° 3/8 in. Eyelet - 5 ft. x WC4-CL18 Wire Rope w/CL18-WC4 Lock	25-250 lbs. (12-114 kg)	10/bag-10bg/ctn
30331	4538K10WC4/CL18	45° 3/8 in. Eyelet - 10 ft. x WC4-CL18 Wire Rope w/CL18-WC4 Lock	25-250 lbs. (12-114 kg)	10/bag-10bg/ctn
30332	4538K15WC4/CL18	45° 3/8 in. Eyelet - 15 ft. x WC4-CL18 Wire Rope w/CL18-WC4 Lock	25-250 lbs. (12-114 kg)	10/bag-10bg/ctn
30333	4538K25WC4/CL18	45° 3/8 in. Eyelet - 25 ft. x WC4-CL18 Wire Rope w/CL18-WC4 Lock	25-250 lbs. (12-114 kg)	5/bag-10bg/ctn
*Safe Working Loads are based on a 5:1 Safety Factor.				
+ Hanging at angles will reduce the Safe Working Loads. Please see our 'Effects of Hanging at Angles' table on page 18.				



CL6-WC2



CL12-WC3



CL18-WC4

Starter Kits

The Starter Kit has everything you need to begin hanging ductwork or equipment.



INCLUDES:

- 1 Roll of WC3-CL12 Wire Rope
- 100 CL12-WC3 Cable Locks
- 1 Custom Cable Counter Lid (English or Metric) and Bucket
- 1 Cable Cutter

Item #	Code	Description
30394	CL12WC3SK	CL12-WC3 Starter Kit in English - with WC3-CL12 Wire Rope
CL12-WC3 Starter Kits have a 5:1 Safe Working Load of 25-150 lbs. (12-68 kg)		

Dyna-Tite Kits

Looped Cable Assembly With Dyna-Tite Cable Lock Kits



Item#	Code	Description	Safe Working Load* +	Quantity Per Ctn.
30185	LC12K05WC3/CL12	WC3-CL12 Wire Rope X 5 ft. 1-1/2 in. Looped Cable w/CL12-WC3 Lock	25-150 lbs. (12-68 kg)	10/bag - 10 bags/ctn
30186	LC12K10WC3/CL12	WC3-CL12 Wire Rope X 10 ft. 1-1/2 in. Looped Cable w/CL12-WC3 Lock	25-150 lbs. (12-68 kg)	10/bag - 10 bags/ctn
30187	LC12K15WC3/CL12	WC3-CL12 Wire Rope X 15 ft. 1-1/2 in. Looped Cable w/CL12-WC3 Lock	25-150 lbs. (12-68 kg)	10/bag - 10 bags/ctn
30188	LC12K25WC3/CL12	WC3-CL12 Wire Rope X 25 ft. 1-1/2 in. Looped Cable w/CL12-WC3 Lock	25-150 lbs. (12-68 kg)	5/bag - 10 bags/ctn
30134	LC12K30WC3/CL12	WC3-CL12 Wire Rope X 30 ft. 1-1/2 in. Looped Cable w/CL12-WC3 Lock	25-150 lbs. (12-68 kg)	5/bag - 10 bags/ctn
30193	LC18K05WC4/CL18	WC4-CL18 Wire Rope X 5 ft. 3 in. Looped Cable w/CL18-WC4 Lock	25-250 lbs. (12-114 kg)	10/bag - 10 bags/ctn
30194	LC18K10WC4/CL18	WC4-CL18 Wire Rope X 10 ft. 3 in. Looped Cable w/CL18-WC4 Lock	25-250 lbs. (12-114 kg)	10/bag - 10 bags/ctn
30195	LC18K15WC4/CL18	WC4-CL18 Wire Rope X 15 ft. 3 in. Looped Cable w/CL18-WC4 Lock	25-250 lbs. (12-114 kg)	10/bag - 10 bags/ctn
30196	LC18K25WC4/CL18	WC4-CL18 Wire Rope X 25 ft. 3 in. Looped Cable w/CL18-WC4 Lock	25-250 lbs. (12-114 kg)	5/bag - 10 bags/ctn

***Safe Working Loads are based on a 5:1 Safety Factor.**

+ Hanging at angles will reduce the Safe Working Loads. Please see our 'Effects of Hanging at Angles' table on page 18.

Double Zip-Clip Lock With Looped Cable Kits

(for duct stacking applications)



Item#	Code	Description	Quantity Per Ctn.
30104	DZCWR5	Double Zip-Clip Lock w/5 ft. Loop	10/bag - 10 bags/ctn
30105	DZCWR10	Double Zip-Clip Lock w/10 ft. Loop	10/bag - 10 bags/ctn
30106	DZCWR15	Double Zip-Clip Lock w/15 ft. Loop	10/bag - 10 bags/ctn
30107	DZCWR25	Double Zip-Clip Lock w/25 ft. Loop	5/bag - 10 bags/ctn

The Zip-Clip has a 5:1 Safe Working Load of 25-220 lbs (12-100 kg).

Dyna-Tite Accessories

Custom Cable Counter

The CCC1 makes preparing for your duct hanging project a lot simpler. Take an empty five gallon bucket, put a spool of wire rope in the bottom, put in some boxes of Dyna-Tite cable locks and a cable cutter. Place the CCC1 on top of the bucket and you are ready for the job site. At the job site remove the cable lock boxes and the wire cutter, thread the wire rope through the CCC1 measuring device and you are ready to hang ductwork. Just pull the wire rope to the length needed, cut it and reset the counter.




- Counter displays from 0 feet 0 in. to 9999 feet and 11 in.
- Push Button Reset
- Designed For Use With Duro Dyne Wire Rope
- Fits most 5 gallon buckets

Item #	Code	Description	Qty
30390	CCC1	Custom Cable Counter	1

Cable Cutters

When cutting wire cable it is important to use a recognized wire cable cutter such as the Duro Dyne cutters detailed here. This will ensure that the form of the rope is maintained prior to insertion in the Dyna-Tite Cable Lock.



- DTWRC is Spring Loaded for ease of use and features a Safety Catch
- DTWRC - Hand held cutting tool for WC2-CL6, WC3-CL12, WC4-CL18 and WC6-CL23 Wire Rope
- DTRWC14 - Hand held cutting tool for WC8-CL25 Wire Rope
- Hardened Steel Blades For Durability
- Vinyl Coated Handles For Comfortable, Non-Slip Grip

Item #	Code	Description	Qty
894075	DTWRC	Cable Cutter	1
30344	DTRWC14	Hand Held WC8-CL25 Wire Rope Cutter	1

Cable Saddle

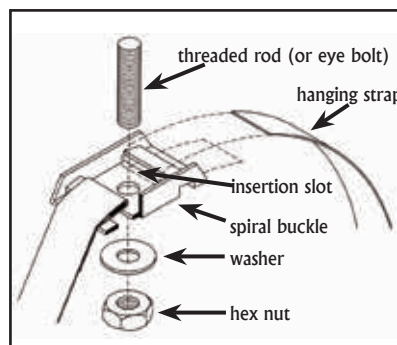
Dyna-Tite Cable Saddle is used to protect spiral or rectangular ductwork from the abrasions of cable. The flexible saddle material is available in 25 ft. rolls and is dispensed through an opening in the carton. The smooth lightweight construction provides easy use on the job site and allows for the saddle to be readily cut to length and positioned between the wire rope and the duct.



Item #	Code	Description	Qty
30221	DCS25	Cable Saddle	25 ft. per roll

Spiral Buckle

The zinc plated 14 gauge Spiral Buckle is designed to suspend round and oval ductwork from ceiling joists or beams with the use of threaded rod up to 3/8 in. diameter. Simply place 1 in. hanging strap in one side of the buckle then around the material and into the other side of the buckle. When the strap is correctly inserted through the slots, the strap is locked into the buckle by the weight of the duct.



Spiral Buckle with threaded rod



Spiral Buckle with eye bolt and the Dyna-Tite Wire Rope Suspension System



Item #	Code	Description	Qty
30340	DSB1	Dyna-Tite Spiral Buckle	50/box

Dyna-Tite Accessories

Eye Bolt & Nut

A simple way to provide an anchor point is by using an eye bolt and nut. The eye bolt has a 3/4 in. inside diameter ring to make wire rope attachment easy. Weight limit of 400 lbs.



Item #	Code	Description	Qty
30220	DDG3W	Eye Bolt & Nut (3/8 in.-16 x 2-1/2 in.)	100/Box

Quik-Twists

Quik-Twists from Duro Dyne are side or vertical mounted fasteners that provide attachment points for steel threaded rods and other assemblies. There are two variations of Quik-Twists; one for penetrating and threading into steel and one for wood. Each Quik-Twist has a 3/8 in. - 16 threaded hole in the fastener's hex shaped head. Side mounted Quik-Twists have the threaded hole perpendicular to the fastener shaft and passing completely through the fastener head. Vertical mounted Quik-Twists have the threaded hole parallel to the fastener shaft and as deep as the fastener head.

- No pilot hole is needed
- All fasteners are zinc plated for corrosion resistance
- Chucks sold separately for easy installation



Wood



Steel

Item #	Code	Description	Packaged
30294	SHW38	3/8 in. x 2 in. Wood Side Quik-Twist (includes #30257 driver)	100/Ctn.
30295	SHS38	3/8 in. x 2 in. Steel Side Quik-Twist - drills 20 ga - 3/16 in. thick steel (includes #30257 driver)	100/Ctn.
30297	VHW38	3/8 in. x 2 in. Wood Vertical Quik-Twist (includes #30257 driver)	100/Ctn.
30298	VHS38	3/8 in. x 2 in. Steel Vertical Quik-Twist - drills 20 ga - 3/16 in. thick steel (includes #30257 driver)	100/Ctn.

Additional shank lengths and threaded hole sizes available upon request.

Quik-Twist Accessories

Item #	Code	Description	Packaged
30251	RCS	Receiver/Chuck Sleeve	10/Ctn.
30255	DI38T	3/8" Drop In Anchor Set Tool	10/Ctn.
30256	DI38D	3/8" Drop In Anchor Drill Bit	10/Ctn.
30257	SWR	Driver (Steel & Wood only)	5/Ctn.
30258	DI38	3/8" Drop In Anchor	50/Ctn.
30259	DI14	1/4" Drop In Anchor	50/Ctn.
30260	DI14T	1/4" Drop In Anchor Set Tool	10/Ctn.

Internal Components

Cut-away section of the CL23-WC6 Cable Lock

ZINC HOUSING

Zinc alloy combines major anti-corrosion properties with strength while providing consistent manufacturing quality.

STAINLESS STEEL SPRINGS

The springs, one in each channel, are manufactured of stainless steel.

SERRATED LOCKING TEETH

Each pawl makes contact with the rope using serrated teeth. These press onto the wire rope and spread the load across the length of the pawl, maximizing the grip strength.

LOCKING PAWLS

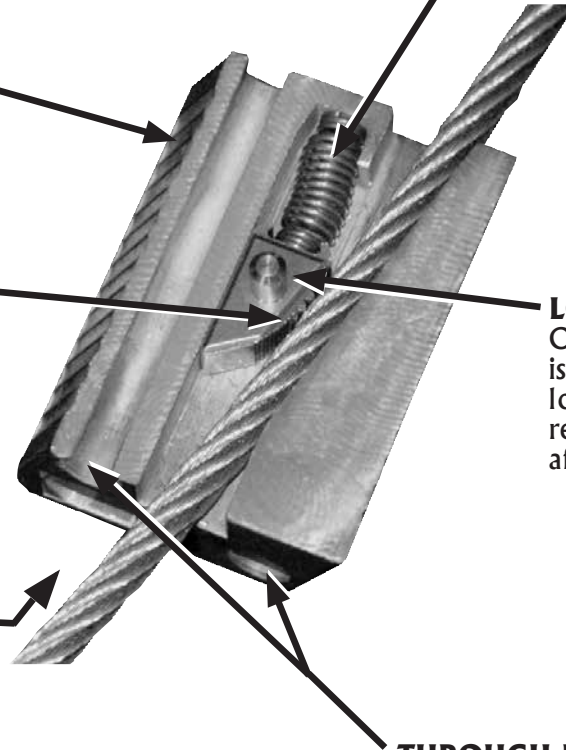
One sintered steel locking pawl is seated in each channel. Every locking pawl incorporates a release pin for easy adjustment after installation.

WIRE ROPE ENTRY

The wire rope is inserted into the Dyna-Tite channel.

THROUGH HOLE (only on CL23-WC6)

Two "through holes" allow fast and secure hanging with only one Cable Lock.



Testing

All Dyna-Tites have been independently tested to five times their allowable working load by one or more of the following independent laboratories:

RADCO Inc, Long Beach CA
New York Testing Laboratories

SMACNA Testing and Research Institute

CL12-WC3, CL18-WC4, & CL23-WC6 have been tested to meet UL 1598.



Installation Instructions

STANDARD ASSEMBLY*

STEP 1 Pull the release pin back and thread the wire rope into one locking channel in the cable lock. Failure to pull adjustment pin first may cause damage to serrated teeth and reduce holding capacity.

STEP 2 Pass the wire rope "tail" through (or around) the anchor point (Eyehook, Beam, or Purlin).

STEP 3 Pull the second release pin back and push the wire rope tail into the second locking channel in the cable lock. Push through at least 6" of wire rope.

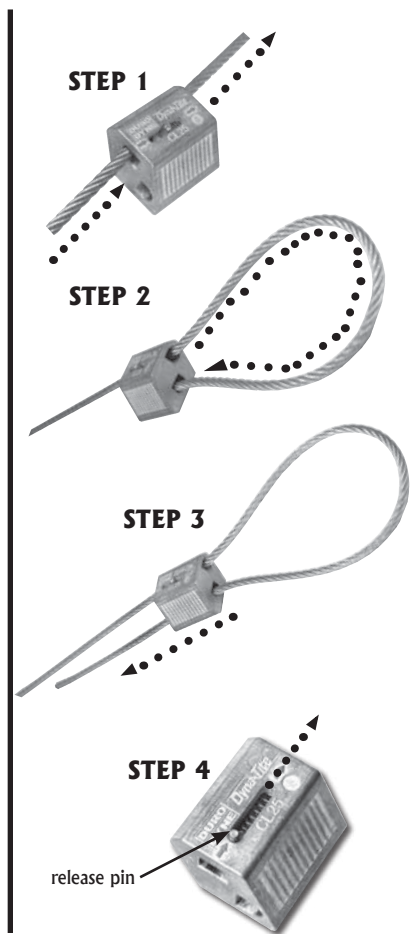
STEP 4 Prior to the load being applied, the wire rope can be adjusted in either direction by sliding the release pin and moving the wire.

ALWAYS CONFIRM ENGAGEMENT OF CABLE LOCK ON WIRE BEFORE APPLYING THE LOAD BY PUSHING THE ADJUSTMENT PIN IN THE OPPOSITE DIRECTION OF THE ARROWS ON THE CABLE LOCK AND THEN PULLING THE CABLE, ALSO IN THE OPPOSITE DIRECTION OF THE ARROWS ON THE CABLE LOCK.

Adjusting The Cable Lock

With the load off the wire rope and the Cable Lock, push the release pin in the direction of the arrow on the Cable Lock. This will release the locking pawl and allow the wire rope to be moved freely in either direction. (After a load has been applied it may be necessary to pull the cable slightly to disengage the teeth on the pawl). Be sure the load is fully supported before attempting an adjustment.

*Please note, the CL23-WC6 has 2 pass through holes. Use only the locking channels for standard assembly.



OPTIONAL FIGURE 8 ASSEMBLY (CL23-WC6 ONLY)

STEP 1 Thread the wire rope into the "through hole" in the CL23.

STEP 2 Pass the wire rope "tail" through (or around) the anchor point (Eyehook, Beam, or Purlin).

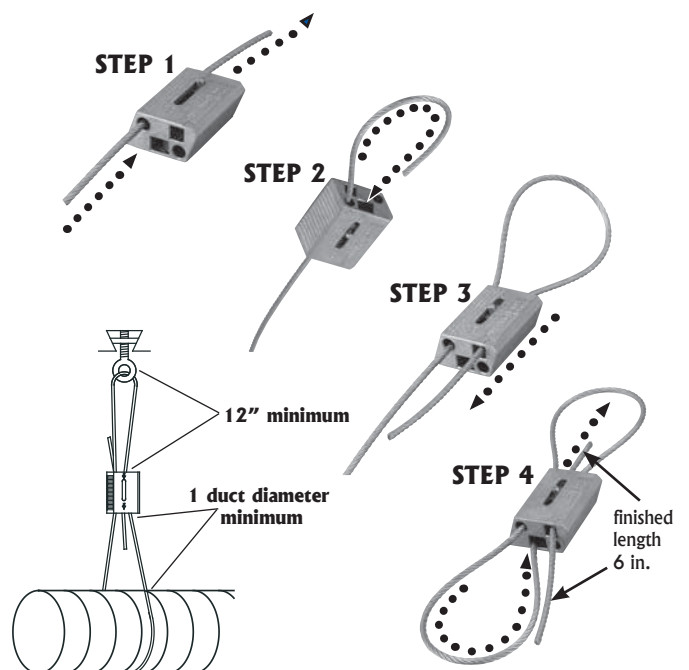
STEP 3 Pull the release pin back and push the wire rope tail into one locking channel in the CL23-WC6 and pull at least 6 in. of the wire rope through. Failure to pull adjustment pin first may cause damage to serrated teeth and reduce holding capacity.

STEP 4

Pass the other wire rope end through (or around) the bracket or fixture on the object to be suspended. Return the wire rope to the CL23-WC6. Pull the second release pin back and push at least 6 in. of wire rope through the remaining locking channel.

ALWAYS CONFIRM ENGAGEMENT OF CABLE LOCK ON WIRE BEFORE APPLYING THE LOAD BY PUSHING THE ADJUSTMENT PIN IN THE OPPOSITE DIRECTION OF THE ARROWS ON THE CABLE LOCK AND THEN PULLING THE CABLE, ALSO IN THE OPPOSITE DIRECTION OF THE ARROWS ON THE CABLE LOCK.

For adjustment see Step 4 above in Standard Assembly.



Warnings

As a matter of sound engineering practice, the Dyna-Tite assembly must be located no closer than 12 in. to the suspension point (as illustrated on page 4). In the case of round duct, where the wire rope encircles the duct, the Dyna-Tite must be located the distance of one diameter from the duct wall. Adherence to these minimum clearances will distribute the load the most efficiently among all duct hanging components.

FOR STATIC LOAD APPLICATIONS ONLY

- **FOR STATIC LOAD APPLICATIONS ONLY**
- **ALWAYS CONFIRM ENGAGEMENT OF CABLE LOCK ON WIRE BEFORE APPLYING THE LOAD:** By pushing the adjustment pin in the opposite direction of the arrows on the cable lock and then pulling the cable also in the opposite direction of the arrows on the cable lock.
- **PULL ADJUSTMENT PIN BACK AND PASS WIRE ROPE THROUGH DYNA-TITE CABLE LOCK:** Failure to pull adjustment pin first may cause damage to serrated teeth and reduce holding capacity.
- **TO ENSURE HANGING SYSTEM INTEGRITY AND SAFETY:** Use only Duro Dyne wire rope.
- **WORKING LOAD LIMIT (WLL) MUST FALL WITHIN THE STATED WORKING LOAD RANGE OF THE CABLE LOCK:** Each product is load rated and incorporates a minimum safety factor of 5:1. This WLL takes into account the specification criteria of the Dyna-Tite Cable Lock and the wire rope.
- **DO NOT USE ON COATED WIRE ROPE:** It is important to maintain the metal to metal contact between the locking pawls in the Dyna-Tite and the wire rope.
- **DO NOT APPLY PAINT OR OTHER COATING:** to any part of the assembly as these may impair the free movement of the locking pawls inside the Dyna-Tite Cable Lock.
- **DO NOT APPLY LUBRICANT:** to any part of the assembly as this will alter the surface nature of the wire rope and attract dirt and debris.
- **DO NOT USE FOR LIFTING: (UNDER HOOK SLINGS)** This product is designed for static load applications only.
- **KEEP THE PRODUCT CLEAN AND FREE FROM DIRT:** Any dirt should be removed from the product prior to assembly.
- **INSPECT PERIODICALLY:** Upon inspection, discard and replace if worn, distorted, or damaged.
- **REMOVE DAMAGED WIRE ENDS:** Using a designated pair of wire rope cutters prior to inserting into the Dyna-Tite Cable Lock.
- **WHEN INSTALLING DURO DYNE DYNA-TITE CABLE ATTACHMENTS:** to buildings or equipment careful consideration must be made to the attachment method and the material being attached to. It is the responsibility of the installer for the proper selection, installation and appropriateness of the attachment to the job specifications and any codes. Duro Dyne can give general guidance, but any questions regarding this should ultimately be directed to the project engineer of the job.
- **FOR DRY LOCATIONS ONLY**
- **DO NOT USE IN CHLORINATED ATMOSPHERES**

Effects of Hanging at Angles

Cable locks can be used to suspend objects safely at angles of up to 60 degrees from the vertical. However, suspension at angles does reduce the safe working load per the table below.

Size	Vertical	15°	30°	45°	60°
WC8-CL25 Wire Rope	1,100 lbs	1,060 lbs	950 lbs	775 lbs	550 lbs
WC6-CL23 Wire Rope	640 lbs	625 lbs	559 lbs	455 lbs	325 lbs
WC4-CL18 Wire Rope	250 lbs	240 lbs	215 lbs	175 lbs	125 lbs
WC3-CL12 Wire Rope	150 lbs	144 lbs	129 lbs	105 lbs	75 lbs
WC2-CL6 Wire Rope	75 lbs	72 lbs	64.5 lbs	52.5 lbs	37.5 lbs
Load	100%	96%	86%	70%	50%

Notes

A series of 20 horizontal gray bars intended for taking notes.

Please Visit Our Website
www.durodyne.com
for the most current product information.



© 2016 Duro Dyne Corp.
Printed in USA 12/21/16
BD030405

Duro Dyne East Division, Bay Shore, NY	631-249-9000	Fax: 631-249-8346
Duro Dyne Midwest Division, Hamilton, OH	513-870-6000	Fax: 513-870-6005
Duro Dyne West Division, Fontana, CA	562-926-1774	Fax: 562-926-5778
Duro Dyne Canada, Lachine, Quebec, Canada	514-422-9760	Fax: 514-636-0328
www.durodyne.com E-mail: durodyne@durodyne.com		