



INDUSTRIAL/CONTRACTOR SUPPLY

2017/18 CATALOG



• CIRCULATION FANS • EVAPORATIVE COOLING • EXHAUST FANS • HEATERS • MISTING SYSTEMS

www.pinnacleclimate.com • 1.800.779.3267



U.S. Assembly Plant
Sauk Rapids, MN



China Assembly Plant
Qingdao, China

Pinnacle Climate Technologies develops, manufactures and distributes heating and ventilation solutions through commercial, industrial, agricultural, DIY, and other retail channels throughout the world. With manufacturing in North America and Asia, Pinnacle serves a diverse customer base in over 25 countries and on every continent. With brands that include MASTER®, SCHAEFER®, REMINGTON®, PROTEMP®, AMERIC®, and STANLEY®, Pinnacle is positioned as the global leader in industrial/construction heating and portable ventilation products.

PINNACLE WARRANTY

To read our current warranty, visit our website at www.schaeferventilation.com

PINNACLE TERMS AND CONDITIONS

For full payment, lead time, and shipping information go to: www.schaeferventilation.com/policies/terms-and-conditions/

MAILING ADDRESS

P.O. Box 460, Sauk Rapids, MN 56379

SHIPPING ADDRESS

1 Industrial Blvd. Suite 101, Sauk Rapids, MN 56379

PHONE NUMBERS

(800) 779.3267 • (320) 251.8696 • Fax: (320) 251.2922

E-MAIL AND WEB ADDRESS

sales@pinnacleclimate.com
www.pinnacleclimate.com
www.schaeferventilation.com

HOURS OF OPERATION

Monday through Friday 8:00 a.m. to 5:00 p.m.
Central Time

All information, illustrations, and specifications in this catalog are based on the latest product information available at the time of printing.


©2017 Pinnacle Climate Technologies. All rights reserved. 3/2017

#PCXA-800

MASTER FLOOR AND WALL-MOUNTED FANS

MASTER high velocity floor, pedestal and wall-mounted fans deliver a cooling breeze for any space at a great price. The fans are tiltable and steerable, putting the breeze wherever it's needed most.

- Heavy-duty all metal construction
- Adjustable direction
- Open motors; not suitable for wet or dusty environments
- 1-year limited warranty



Model	Drive	Speed	Hp	Diameter	Volts	Amps	CFM	Weight	Certified	
TILTABLE FLOOR AND CRADLE DRUM FANS										
MAC-12F NEW!	Direct	3	1/5	12"	120	.6	1500/1350/750	7	ETL C/US	
MAC-20F-DDF	Direct	3	1/5	20"	120	2.0	4800/4200/3600	14	ETL C/US	
MAC-20FO-DDF	Direct	3	1/5	20"	120	2.0	4800/4200/3600	14	ETL C/US	
MAC-24-DDF	Direct	2	1/4	24"	120	2.5	4000/3200	33	ETL C/US	
MAC-30-DDF	Direct	3	1/3	30"	120	2.2	6000/5600/5000	31	ETL C/US	
MAC-36DCT-BDF NEW!	Belt	2	1/2	36"	120	4.5	7900/5600	81	ETL C/US	
PEDESTAL FANS										
MAC-24P NEW!	Direct	3	1/3	24"	120	2.5	3900/3300/2900	46	ETL C/US	
MAC-24POSC NEW!	Direct	3	1/3	24"	120	2.5	3900/3300/2900	46	ETL C/US	
MAC-30POSC NEW!	Direct	3	1/3	30"	120	2.5	6000/5600/5000	51	ETL C/US	
Best Seller! MAC-30P-DDF	Direct	3	1/3	30"	120	2.5	6000/5600/5000	51	ETL C/US	
WALL-MOUNTED FANS										
MAC-24W NEW!	Direct	3	1/3	24"	120	2.5	3900/3300/2900	36	ETL C/US	
MAC-24WOSC NEW!	Direct	3	1/3	24"	120	2.5	3900/3300/2900	36	ETL C/US	
MAC-30W NEW!	Direct	3	1/3	30"	120	2.5	6000/5600/5000	41	ETL C/US	
MAC-30WOSC NEW!	Direct	3	1/3	30"	120	2.5	6000/5600/5000	41	ETL C/US	

Tuff & Gusty ECONOMY CIRCULATION FANS

PINNACLE's line of imported economy fans are loaded with features but also aggressively priced for your indoor and outdoor cooling and ventilation needs. The fans are UL507 certified, but use of GFCI outlets is recommended.

- Quiet operation, high efficiency and output
- 90-day limited warranty



Wall Model	Pedestal Model	Diameter	Speed	Volts	Amps	CFM	Color	Certified
TG18-3WW	N/A	18"	3	115	1.47/1.33/1.01	3040/2590/1970	White	UL C/US
Best Seller! TG18-3WB	N/A	18"	3	115	1.47/1.33/1.01	3040/2590/1970	Black	UL C/US
TG24-3WOSCW	TG24-3POSCW	24" Oscillating	3	115	2.5/1.9/1.5	5470/3890/3260	White	UL C/US
TG24-3WOSCB	TG24-3POSCB	24" Oscillating	3	115	2.5/1.9/1.5	5470/3890/3260	Black	UL C/US
TG30-3WOSCW	TG30-3POSCW	30" Oscillating	3	115	2.4/1.8/1.5	6800/4850/4070	White	UL C/US
TG30-3WOSCB	TG30-3POSCB	30" Oscillating	3	115	2.4/1.8/1.5	6800/4850/4070	Black	UL C/US

MASTER DRUM FANS

MASTER high capacity drum fans deliver effective cooling and air circulation for large spaces at a great price. Anywhere a lot of air needs to be moved, our high capacity fans will handle the toughest demands.

- Heavy-duty all metal construction
- Open motors; not suitable for wet or dusty environments
- Direct-drive and belt-drive models available
- 1-year limited warranty

NOTE: ALL MODELS MEET OSHA STANDARD 1910.212



MAC-36DCT-BDF

MAC-42-BDF

Model	Drive	Speed	Hp	Diameter	Volts	Amps	CFM	Weight	Certified
MAC-30W-DDF	Direct	2	1/3	30"	120	2.5	5500/4500	36	ETL C/US
MAC-36W-DDF	Direct	2	1/2	36"	120	3.6	7250/5750	59	ETL C/US
MAC-36-BDF	Belt	2	1/3	36"	120	4.9	7250/5750	61	UL C/US
NEW! Best Seller! MAC-36DCT-BDF	Belt	2	1/2	36"	120	4.5	7900/5600	81	ETL C/US
Best Seller! MAC-42-BDF	Belt	2	1/2	42"	120	5.6	13,300/9500	69	UL C/US
MAC-48-BDF	Belt	2	1	48"	120	9.2	17,200/10,600	85	UL C/US

VERSA-KOOL®
MOBILE DRUM FANS



VERSA-KOOL mobile drum fans have a "bulldog-tough" design for maximum impact and rust resistance. A single "bulldog-tough" mobile fan will not only take the place of several lower performance fans but will also outlive them, lasting for 10+ years.

- Ergonomic pull and base handles for easy portability
- Large rubber wheels for convenience and safety
- Stacking tabs included on OSHA VKM models, optional on others
- Heavy-duty galvanized steel base
- Heavy-duty totally enclosed motor
- Polyethylene rust-resistant housing for dent resistance and long life
- 2-year limited warranty



VKM36-B

STACKABLE

VKT36-B

White Model	Black Model	Diameter	Speed	Hp	Volts	Amps	Drive	CFM	RPM	Weight
VERSA-KOOL DRUM FANS										
VKM24-O	N/A	24"	1	1/2	115	5.2	Direct	5640	1075	48
VKM24-2-O	N/A	24"	2	1/2	115	5.2	Direct	5640/4580	1075	48
Best Seller! VKM36-O	VKM36-B-O	36"	1	1/2	115/230	7.0/3.5	Direct	11,020	825	85
VKM36-2-O	VKM36-2-B-O	36"	2	1/2	115	5.2	Direct	11,000/7700	1075/850	105
VKM42-2-O	VKM42-2-B-O	42"	2	1	115	12.3	Belt	16,600/10,900	1725/1140	140
VERSA-KOOL TILTABLE FANS										
VKT36-O	VKT36-B-O	36"	1	1/2	115/230	7.0/3.5	Direct	11,700	825	107

SCHAEFER

OSHA-COMPLIANT HEAVY-DUTY CIRCULATION FANS

SCHAEFER fixed and oscillating circulation fans meet all OSHA safety regulations while delivering maximum airflow. These 2-speed fans have the versatility to be mounted on a ceiling, wall or pedestal, making them the ideal cooling solution for multiple applications. 2-year limited warranty.



24CFO



24CFO-SWDS



OSCILLATING FAN MODEL

White Model	Black Model	Diameter	Speed	Hp	Volts	Amps	CFM	RPM	Weight	
NON-OSCILLATING FAN HEAD - Made in USA										
20CFO	20CFO-B	20"	2	1/4	115	2.9/1.6	4050/3000	1100/800	30	
Best Seller!	24CFO	24CFO-B	24"	2	1/4	115	2.9/1.6	5280/3850	1100/800	34
	30CFO	30CFO-B	30"	2	1/2	115	5.2/2.8	9420/7000	1075/850	53
	36CFO	36CFO-B	36"	2	1/2	115	5.2/2.8	12,120/8750	1075/850	59
TWISTER OSCILLATING FAN HEAD - Assembled in USA										
	TW20W	TW20B	20"	2	1/4	115	3.0	4100/3400	1075/750	33
	TW24W	TW24B	24"	2	1/4	115	3.0	5400/4900	1075/750	37
	TW24HVW	TW24HVB	24"	2	1/2	115	5.9	6700/6200	1075/750	37
Best Seller!	TW30W	TW30B	30"	2	1/2	115	5.9	9600/8500	1075/750	62
HAZARDOUS LOCATION FAN HEADS 										
N/A	24CFO-HL*	24"	1	1/2	115/208-230	9.8/4.9	7980	1725	50	
N/A	30CFO-HL*	30"	1	1/2	115/208-230	9.8/4.9	10,670	1725	68	

MOUNTING ACCESSORIES			
VS2430PF	Black floor pedestal 32" square base • Approx. 42" - 72" high	VS20FMT	Ceiling mount for 20" fans
WMTA30-B	Wall mount, adjustable for 30" and smaller fans	VS24FMT	Ceiling mount for 24" and 30" fans
WMTA30-SS	Stainless steel wall mount for 30" and smaller fans	VS36FMT	Ceiling mount for 30" and 36" fans
WMTA36-B	Wall mount for 42" and smaller fans	VS30FMT-SS	Stainless steel ceiling mount for up to 30" fans

SCHAEFER WASHDOWN DUTY CIRCULATION FANS • NEW-IMPROVED QUIETER MODELS COMING SOON!

SCHAEFER washdown duty air circulators are perfect for increasing productivity and improving work-area safety. Designed for a long life in wet and moist environments, these fans are ideal for food and beverage processing facilities, kitchens, hospitals, and other clean, corrosive, or humid environments.

Model	Diameter	Blade	Hp	Phase	Volts	Amps	Thrust (lbf)	CFM	RPM	Weight	
STAINLESS STEEL MOTOR	Best for frequent washdowns. IP55 enclosure protection. Meets USDA and NSF/ANSI/3-A standards. 3-phase is VFD compatible. 2-year limited warranty.										
Best Seller!	20CFO-SWDS	20"	SS	1/4	1	115/230	2.6/1.3	4.05	4395	1725	29
	20CFO-SWDS-HV	20"	SS	1/2	1	115/230	8.2/4.1	3.92	5200	1725	41
NEW!	24CFO-SWDS	24"	SS	1/4	1	115/230	2.6/1.3	4.70	5670	1725	32
	24CFO-SWDS-3	24"	SS	3/4	3	208-230/460	2.4-2.3/1.15	5.32	7240	1725	48
Best Seller!	24CFO-SWDS-HV	24"	SS	1/2	1	115/230	8.2/4.1	5.18	7010	1725	44
	24CFO-SWDS-3-HV	24"	SS	3/4	3	208-230/460	2.4-2.3/1.15	7.68	8770	1725	48
	30CFO-SWDS	30"	SS	1/2	1	115/230	8.2/4.1	7.49	10,650	1725	51
	30CFO-SWDS-3	30"	SS	3/4	3	208-230/460	2.4-2.3/1.15	6.21	9710	1725	55
	30CFO-SWDS-3-HV	30"	SS	3/4	3	208-230/460	2.4-2.3/1.15	9.23	11,990	1725	55

*More washdown duty options available.

VERSA-KOOL®
DEEP-GUARD HIGH VELOCITY WORKSTATION FANS

VERSA-KOOL's deep-guard circulation fans are unrivaled in the industry, expertly engineered to produce greater air movement and superior cooling with less noise. Look no further for the best way to reduce heat stress and improve air quality.

- Unique guard design creates a high velocity, quiet air flow
- Powder-coated steel ceiling mounting bracket and cord included
- Optional speed controls available
- 2-year limited warranty



Best Seller!

Best Seller!

White Model	Black Model	Diameter	Variable Speed*	Phase	Hp	Volts	Amps	CFM	RPM	Weight
VK8	N/A	8"	N	1	1/100	115	0.6	450	1550	8
VK12	VK12-B	12"	Y	1	1/10	115/230	1.3/.65	1470	1725	18
VK12TF-SPM-W	N/A	12"	Y	1	1/10	115/230	1.3/.65	1510	1725	18
VK20	VK20-B	20"	Y	1	1/3	115/230	3.8/1.9	5470	1725	37
VK20-3	VK20-B-3	20"	N	3	1/2	230/460	1.2/0.6	5830	1750	37
VK24	VK24-B	24"	Y	1	1/2	115/230	4.8/2.4	7860	1725	46
VK24-3	VK24-B-3	24"	N	3	1/2	230/460	1.2/0.6	7750	1750	46
ACCESSORIES										
WMTA24-B	Wall mount for 24" and smaller fans									
VS2024OSC-115	Wall mount, oscillating, 115V, 60 Hz									
H-115	Manual speed control 6 amp, 115V									
MSC-400	Manual speed control 12.5 amp, 115V/230V									

Note: Other motor, blade and mount combinations available. Mount Versa-Kool fan models without OSHA guards seven feet or higher.

BIGDOG®
72" INDUSTRIAL CIRCULATION FAN

The BIGDOG provides the cooling employees need in the summer while de-stratifying (pushing warm air down from the ceiling) in the winter to increase comfort and lower energy costs. One BIGDOG fan replaces up to 20 smaller circulation fans and fits conveniently in corridors and between sprinklers.

- Extremely quiet
- Directional airflow
- Personnel cooling for over a 200 x 35 foot area
- Best-in-class energy efficiency of 40 CFM/W
- 2-year limited warranty



Model	Diameter	Phase	Hp	Volts	Amps (Max)	RPM	CFM
BD72-208460-3	72"	3	3	208/230/460	10.5	300/50	64,500/10,000
ACCESSORIES							
BDCABLEKIT15	BIGDOG ceiling hanging kit (4x15' cables and hardware)						
BDVFD400N-1	BIGDOG variable frequency drive speed control 400/480V, 3-phase, NEMA 1, indoor only						

More accessories available.

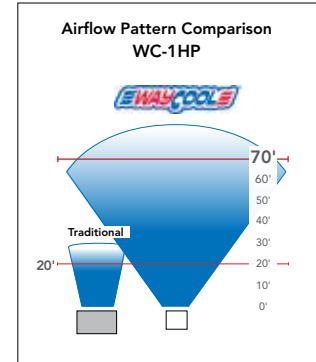
EWAYCOOLE EVAPORATIVE COOLER

WAYCOOL portable evaporative coolers use the natural cooling process of evaporating water to reduce temperatures up to 30°F at a fraction of the cost of air conditioning.

- Oscillating outlet for greater coverage up to 4,700 square feet
- High velocity design for greater cooling
- 24 gallon on-board water reservoir; up to six hours of run time
- 33" x 33" x 52" tall
- 2-year limited warranty



WC-1HPMFAOSC



White Model	Gray Model	Output	Speed	Volts	Minimum Circuit Size (amps)	CFM Hi-Lo	Velocity Outlet (mph)	Cooling* (degrees F)	Reaches up to
WC-1HPMFA	WCG-1HPMFA	Fixed direction	2	115	15	3020/2040	27/19	Up to 30°	70 Feet
Best Seller! WC-1HPMFAOSC	WCG-1HPMFAOSC	Oscillating	2	115	15	3020/2040	27/19	Up to 30°	70 Feet

* Temperature drop (inlet temp-outlet temp) at 90°F and 20% relative humidity

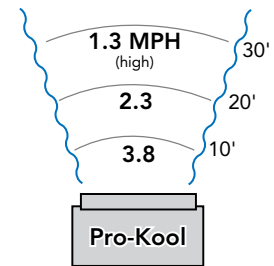
Pro-Kool EVAPORATIVE COOLER

Pro-Kool blows large volumes of cooled air in a broad stream to cool large areas up to 30°F. The portable, rugged design makes it the perfect solution for cooling work areas in any industrial facility when standard air conditioning is ineffective or too costly.

- Cools up to 3,250 sq. ft.
- Built-in 38-gallon water reservoir for standalone use or a garden hose connection
- Automatic low water level shut-off to prevent pump damage
- Heavy duty steel base and handles
- 2-year limited warranty



PROK142-2HV



Model	Hp	Speed	Volts	Minimum Circuit Size	CFM Hi-Lo	Velocity at Outlet (mph)	Cooling* (degrees F)	Cooling Area
Best Seller! PROK142-2HV	1	2	115	15 Amps	11,200/7400	13/8	Up to 30°	3250 Feet

* Temperature drop (inlet temp-outlet temp) at 90°F and 20% relative humidity





WHY TAKE THE CHANCE WITH "LESS THAN THE BEST" WHEN LIVES ARE ON THE LINE?

Often imitated but never duplicated, AMERIC® confined space ventilators are the industry standard when it comes to providing safe and reliable ventilation. These blowers are rugged and reliable while providing unrivaled performance to ensure a safe and comfortable work environment.

- Premium-quality motors rated for over 100,000 hours of continuous use
- Positive and negative airflow (blows and extracts)
- Dual-wall poly housing for long life and durability
- Lightweight and stackable
- Made in the USA
- 3-year limited warranty

NEW! VAF3000A-2 two-speed model with noise level reduced!



Best Seller!
NEW!

Model	Diam.	Volts	Phase	Hz	Hp	Amps	RPM	Max SP	Free Air CFM^	Weight	Certified
8" UTILITY VENTILATOR 18.5"H X 18.5"L X 12.5"W											
VAF1500A	8"	115	1	60	1/4	2.5	3200	1.5"	877	18	UL C/US
12" INDUSTRIAL VENTILATOR 21"H X 17"L X 14"W											
VAF3000A	12"	115/100	1	60/50	1	8.0/5.7	3300/2800	3"	2796	33	UL C/US
VAF3000A-2	12"	115	1	60	1	10/6.7	3300/2400	3"	2780/1875	34	UL C/US
VAF3000B	12"	220/240	1	50	1	4.2	2850	2.5"	2492	33	UL C/US
20" HIGH CAPACITY VENTILATOR 27.5"H X 27.5"L X 25.5"W											
VAF8000A	20.5"	220	1	60/50	5	21.2	3250/2700	6.1"	7400	119	UL C/US
VAF8000A-3*	20.5"	220	3	60/50	5	13/11	3495/2950	6.1"	9968	119	UL C/US
VAF8000B-3	20.5"	440	3	60/50	5	6.5/5.5	3495/2950	6.1"	9968	119	UL C/US

Model	Diameter	Air Consumption (CFM)	Max Inlet Pressure (psi)	Noise Level (dB)	Hp	RPM	Free Air CFM^	Weight	Certified
12" INTRINSICALLY SAFE PNEUMATIC VENTILATOR 21"H X 17"L X 14"W									
UL and C-UL listed for use in Class 1, Division 1, Groups A, B, C and D Hazardous Locations									
VAF3000P	12"	38	100	86	1.5	3000	2063	28	UL C/US

Use with AM-DPC1225 and AM-CA12

^Tested at AMCA 230-99
*Available in 440V, 60/50 Hp



STANDARD DUCTING (Imported)

Lower cost, industry-standard quality ducting for everyday use. Single-ply PVC vinyl-coated polyester fabric with 15-gage spring steel wire helix and external PVC wearstrip. PVC-coated polyester fastening cuffs at both ends with industry-standard spring buckle cinches. Flame resistant.

PREMIUM DUCTING (Made in USA)

Extremely rugged and durable flame-resistant ducting for demanding conditions and long life. Single-ply PVC vinyl-coated polyester fabric with 10-gage spring steel wire helix and external PVC wearstrip. UL 94V-O flame retardant (self-extinguishing); meets NFPA 701 standards.

POLYETHYLENE DUCT CARRIERS

Designed to hold up to 25' of standard or premium ducting. Keeps ducting contained, clean, and dry for ease of transport and longer life.




AM-DCP1225

Model	Ventilator Type
DUCT STORAGE	
AM-DSR0825	Metal Duct Storage Rack, 8"
AM-DCP0825	Plastic Duct Carrier, 8"
AM-DSR1225	Metal Duct Storage Rack, 12"
AM-DCP1225	Plastic Duct Carrier, 12"



Model	Ventilator Type
STANDARD DUCTING	
AM-DS0815	8" x 15' Duct with Cinch Strap
AM-DS0825	8" x 25' Duct with Cinch Strap
Best Seller!	AM-DS0825CB 8" x 25' Duct with Cinch Strap in Carrying Bag
AM-DS1215	12" x 15' Duct with Cinch Strap
AM-DS1225	12" x 25' Duct with Cinch Strap
Best Seller!	AM-DS1225CB 12" x 25' Duct with Cinch Strap in Carrying Bag
AM-DS2025	20" x 25' Duct with Cinch Strap
PREMIUM DUCTING	
AM-DP0815	8" x 15' Duct with Ratchet Strap
AM-DP0825	8" x 25' Duct with Ratchet Strap
AM-DP0825CB	8" x 25' Duct with Ratchet Strap in Carrying Bag
AM-DP1215	12" x 15' Duct with Ratchet Strap
AM-DP1225	12" x 25' Duct with Ratchet Strap
AM-DP1225CB	12" x 25' Duct with Ratchet Strap in Carrying Bag
AM-DPC1225	12" x 25' Static Conductive Duct with Plastic Buckle Inch Strap
AM-DP2025	20" x 25' Duct with Ratchet Strap
DISPOSABLE DUCTING	
AM-DDISP500	Disposable Poly Ducting, 500'
AM-DDISP500FR	Disposable Flame Retardant Poly Ducting, 500'
COUPLERS	
AM-CG08	8" Coupler, Galvanized
AM-CG12	12" Coupler, Galvanized
AM-CA12	12" Coupler, Aluminum
AM-CG20	20" Coupler, Galvanized



MASTER

ALL-IN-ONE CONFINED SPACE VENTILATORS

MASTER's convenient "all-in-one" confined space ventilators are the complete package and come with a powerful blower, removable duct canister, and 25' of ducting (not recommended for use with ducting greater than 25'). 1-year limited warranty.



Model	Ventilator Type	Diameter	Free Air CFM	RPM	Hp	Volts	Hz	Amps	Weight	Certified	
Best Seller!	MB-P0813-DC25	All-In-One Blower	8"	930	3450	1/3	115	60	2.1	30	ETL C/US
NEW!	MB-P1210-DC25	All-In-One Blower	12"	1970	3450	1	115	60	6.5	51	ETL C/US

Note: Tested ANSI/AMCA 230-12

VersaMist® PORTABLE LOW PRESSURE MISTING FAN
 FILL IT UP, PLUG IT IN, TURN IT ON AND CHILL!™

The VersaMist® reduces air temperature by as much as 30°F through low-pressure mist technology that combines fine mist and high speed air movement for highly effective “person cooling.” The 18”, three-speed fan provides up to seven hours of uninterrupted use and is ergonomically designed for portability.

- 14-gallon built-in water reservoir for portability
- Adjustable fan head for targeted cooling
- Quick and effortless setup, cleaning, and storage
- Integral tip switch to turn power off if unit is knocked over
- 2-year limited warranty



PVM18C

Best Seller!

Model	Description	Volts	Total Amps	Total Watts	Tank Capacity (gallon)	Time between fills	Weight (empty)
PVM18C	VersaMist with integrated wheels and pull handle	115	2.2	250	14	7 hours	43

FLOOR DRYERS

PINNACLE offers both MASTER® and Tuff & Gusty™ branded floor/carpet dryers that are loaded with features, including rugged polyethylene construction, high airflow, multiple speeds, and multiple operating positions. The MASTER dryers have 15’ cords, while the Tuff & Gusty dryers have 25’ cords with GFCI protection and an included GFCI outlet for daisy chaining.



MAC-700-DR

1-year limited warranty

MAC-701-DR

90-day limited warranty

TG10-3CDO

Best Seller!

Model	Description	Speed	Volts	Amps	CFM	Cord Length	Color	Certified
MAC-700-DR	6" Floor Dryer	1	115	0.7	375	15'	Black/Yellow	ETL C/US
MAC-701-DR	10" Floor Dryer	3	115	3.0/3.5/5.0	1120/1055/990	15'	Black/Yellow	ETL C/US
TG10-3CDO	10" Floor Dryer	3	115	4.6/3.1/2.5	1040/990/910	25'	Orange	ETL C/US



SCHAEFER

POLYETHYLENE AND FIBERGLASS EXHAUST FANS

If you need a robust and versatile solution for exhausting moderate amounts of air at a reasonable price, look no further than SCHAEFER's polyethylene exhaust fans. SCHAEFER's poly and fiberglass exhaust fans provide an energy efficient and cost-effective solution for exhausting air and moisture from a diverse range of facilities including warehouses, garages, greenhouses and more.





PFM096P16



FFM365A34-HL
Fiberglass Housing

Model	Diam.	Shutter Material	Wings	Blade Material	Phase	Hp	Volts	Amps	CFM@ 0.05" SP	Rough-In (W x H)
PFM096P16	9"	PVC	6	Polyethylene	1	1/6	115/230	1.9/1.0	1090	13-3/4" x 14-1/2"
PFM126P13*	12"	PVC	6	Polyethylene	1	1/3	115/230	3.8/1.9	1540	15-3/4" x 16-3/4"
PFM163P13*	16"	PVC	3	Polyethylene	1	1/3	115/230	3.8/1.9	3090	19-1/2" x 20-1/2"
Best Seller! PFM204P12*	20"	PVC	4	Polyethylene	1	1/2	115/230	4.8/2.4	4970	23-1/2" x 24-3/4"
PFM244P12A*	24"	Aluminum	4	Polyethylene	1	1/2	115/230	4.8/2.4	5300	29" x 29-1/2"

HAZARDOUS LOCATION PFM EXHAUST FANS 										
PFM1600-1-HL	16"	Aluminum	3	Aluminum	1	1/3	115/230	3.6/1.8	2960^	19-1/2" x 20-1/2"
PFM2000-1-HL	20"	Aluminum	3	Aluminum	1	1/3	115/230	3.6/1.8	3520^	23-1/2" x 24-3/4"
Best Seller! PFM2400-1-HL	24"	Aluminum	5	Aluminum	1	1/2	115/230	9.8/4.9	6140^	29" x 29-1/2"
PFM2400-3-HL	24"	Aluminum	3	Aluminum	3	1/2	208-230/460	3.6/1.8	6230^	29" x 29-1/2"
HAZARDOUS LOCATION FFM EXHAUST FANS 										
Best Seller! FFM365A34-HL	36"	Aluminum	5	Aluminum	1	3/4	115/208-230	12.6/6.3	9500^	43-1/2" x 43-3/4"

* Variable speed when used with optional speed controls not included with fan model
^CFM at free air

SCHAEFER

BELT-DRIVE EXHAUST FANS

Maintain a safe and productive work environment by exchanging hot or contaminated air using SCHAEFER's low-cost galvanized, box exhaust fans. These high-volume exhaust fans are protected from the elements with outlet side aluminum shutters and mount in walls of almost any thickness, typically with the outlet shutter flush, or nearly flush, with the outside wall.



365B12



545S112

Model	Diameter	Wings	Phase	Hp	Volts	Amps	CFM@0.05" SP	Rough-in (W x H)
GALVANIZED BOX EXHAUST FANS								
365B12	36"	5	1	1/2	115/230	4.6/2.3	9520	43" x 43"
Best Seller! 485B1	48"	5	1	1	115/230	9.8/4.9	18,600	55" x 55"
485B1-3	48"	5	3	1	208-230/460	3.2/1.6	18,200	55" x 55"
GALVANIZED SLANT WALL EXHAUST FANS								
545S112	54"	5	1	1-1/2	208-230	6.8-6.4	25,700	61" X 62"
545S112G-3	54"	5	1	1-1/2	208-230/460	5.0/2.5	27,400	61" x 62"

*Rough-in framing Tolerance: +1/4" / -0" (+ 6mm / -0) • 54" Slant wall exhaust fans also available with cones for enhanced performance.

MASTER DIESEL/KEROSENE SILENTDRIVE® FORCED AIR TORPEDO HEATERS

This SilentDrive answers the call for a heater that is both quieter and easier to maintain and operate. The next step forward for kerosene torpedo heater design, our SilentDrive allows for 50% less noise and 46% less electricity consumption.

- Half the noise of traditional KFA
- Best-in-class cold starting at -4°F
- Significantly reduced maintenance
- Multi-fuel capable: #1 Diesel, Kerosene, Jet A Fuel, #1 Fuel Oil
- 1-year limited warranty



MH-150T-SDR



MH-220T-SDR

Model	Heat Output (BTU)	Heating Area (Sq ft)	Fuel Tank Capacity (Gal)	Fuel Consumption (Gal/Hr)	Max Operating Hours	CFM	Hp	Volts	Amps	Noise (dBA)	Weight	Certified
MH-150T-SDR	150,000	3750	10	1.14	11	630	1/8	120	1.72	80	67	CSA C/US
MH-220T-SDR	220,000	5500	13	1.67	10	685	1/8	120	1.72	82	69	CSA C/US

Best Seller!

MASTER DIESEL/KEROSENE FORCED AIR TORPEDO HEATERS

Our extensive lineup of kerosene torpedo heaters uses our tried-and-true design, honed through decades of development. With models able to heat spaces anywhere from 1,100 sq. ft. to 15,000 sq. ft., you can always find the ideal MASTER torpedo heater for your application.

- Best-in-class internal components
- On-board diagnostics
- Wide range of sizes and fuel usage: 45,000–600,000 BTU, #1 & 2 Diesel, Kerosene, JP8/Jet A Fuel, #1 & 2 Fuel Oil
- 1-year limited warranty



MH-75T-KFA



MH-215T-KFA

Model	Heat Output (BTU)	Heating Area (Sq ft)	Fuel Tank Capacity (Gal)	Fuel Consump. (Gal/Hr)	Max Operating Hours	CFM	Hp	Volts	Amps	Weight	Certified
MH-45-KFA	45,000	1125	5	0.35	14.3	170	1/8	120	1.4	28	CSA C/US
MH-75T-KFA	75,000	1875	5	0.56	8.9	240	1/8	120	1.5	28	CSA C/US
MH-135T-KFA	135,000	3375	10	1.00	10	540	1/5	120	2.3	49	CSA C/US
MH-190T-KFA	190,000	4750	13	1.42	9.2	630	1/4	120	2.7	58	CSA C/US
MH-215T-KFA	215,000	5375	13	1.63	8	670	1/3	120	2.8	61	CSA C/US
MH-400T-KFA	400,000	10,000	24	3.05	8	1250	1/4	120	3.0	143	CSA C/US
MH-600T-KFA	600,000	15,000	40	4.5	9	3000	1/2	120	5.5	254	CSA C/US

Best Seller!

Best Seller!

MASTER PROPANE AND NATURAL GAS FORCED AIR TORPEDO HEATERS

MASTER's propane torpedo heaters offer a convenient, easily portable alternative to our larger kerosene units. MASTER's lineup of propane forced air heaters delivers effective heating solutions for areas 1,000 sq. ft. to 9,300 sq. ft. in size.

- Wide range of sizes and two types of fuel: 40,000–375,000 BTU, propane or natural gas
- Composite fully enclosed gas-control housing
- Adjustable heat settings, except MH-40-GFA
- Portable and lightweight
- 1-year limited warranty



MH-150V-GFA

Best Seller!

Model	Heat Output (BTU)	Heating Area (Sq ft)	Fuel Type	Max Operating Hours	CFM	Hp	Amps	Weight	Certified
MH-40-GFA	40,000	1000	20 lb. Propane	11	300	1/10	0.6	11	CSA C/US
MH-60V-GFA-A	40 - 50 - 60,000	1500	20 lb. Propane	10.5	300	1/10	0.6	11	CSA C/US
MH-125V-GFA-A	95 - 110 - 125,000	3125	100 lb. Propane	22.7	400	1/9	0.8	17	CSA C/US
MH-150V-GFA-A	120- 135 - 150,000	3800	100 lb. Propane	18	400	1/9	0.8	18	CSA C/US
MH-375T-GFA-A	225 - 375,000	9300	(2) 100 lb. Propane	11.5	1500	1/5	1.0	45	CSA C/US
MH-150NGT-GFA-A	150,000	3800	Natural Gas	N/A	435	1/9	0.8	24	CSA C/US

MASTER DIESEL/KEROSENE FORCED-AIR RADIANT HEATERS

Our lineup of MASTER radiant heaters combines forced-air convection heat with radiant heat, warming objects directly. While it takes some time for hot air to mix with cold air, the radiant heat is working as soon as the heat plate starts glowing.

- Half the noise of traditional KFA's
- Diagnostic light and electronic controls
- Easily portable
- Multi-fuel capable: #1 & 2 Diesel, Kerosene, JP8/Jet A Fuel, #1 & 2 Fuel Oil
- 1-year limited warranty

HEATS LIKE THE SUN!



MH-70-SS-A



MH-125-OFR-A

Best Seller!

Best Seller!

Model	Heat Output (BTU)	Heating Area (Sq ft)	Max Operating Hours	Volts	Amps	Weight	Certified
MH-70-SS-A	70,000	1750	7.2	120	0.62	31	CSA C/US
MH-125-OFR-A	125,000	3125	20	120	0.42/0.38	68	CSA C/US



MASTER PROPANE CONVECTION HEATERS

MASTER's propane convection heaters are an efficient, cost-effective way to heat open spaces up to 5,000 sq. ft. Convection heaters emit a large amount of radiant heat, sort of like having a bonfire but without the safety hazards of a large open flame.

- 360° Heating radius
- Quick assembly, 2-piece burn chamber
- Auto-piezo ignition
- 10-Foot hose and regulator included
- 1-year limited warranty



Model	Heat Output - L/M/H (BTU)	Fuel Type	Heating Settings	Fuel Consump. - L/M/H (lb/hr)	Max Operating Hrs - L/M/H	Heating Area - L/M/H (Sq ft)	Weight	Certified
MH-80V-LPC-A	60 - 70 - 80,000	100 lb. Propane	3	2.8/3.2/3.7	36	1800	13	CSA C/US
MH-200V-LPC-A	70 - 200,000	100 lb. Propane	2	3.2 - 9.3	31	5000	14	CSA C/US

MASTER PROPANE CABINET HEATERS

MASTER's portable propane cabinet heater delivers long-lasting, close-proximity heat for up to 450 sq. ft. It's electricity-free, can run continuously for up to 65 hours, and has a compact design that houses a 20 lb. propane tank within the heater itself.

- Built-in ODS (oxygen depletion sensor)
- Hose and regulator included
- Piezo ignition
- 1-year limited warranty



Model	Heat Output - L/M/H (BTU)	Fuel Type	Heating Settings	Fuel Consump. - L/M/H (lb/hr)	Max Operating Hrs - L/M/H	Heating Area - L/M/H (Sq ft)	Weight	Certified
MH-18-PCH-A	6600 - 12,000 - 18,000	20 lb. Propane	3	0.31/0.56/0.83	65/36/24	165/300/450	18.5	CSA C/US

Best Seller!

MASTER PROPANE TANK-TOP HEATERS

MASTER's propane tank-top heaters are a beautifully simple and cost-efficient way to heat spaces up to 1,175 sq. ft. Mounted directly to the top of a 20 lb. propane tank, our tank top heaters take up very little space and are easy to install.

- Wind resistant
- Match light ignition
- Hose and regulator included
- 1-year limited warranty



Model	Heat Output - L/M/H (BTU)	Fuel Type	Heating Settings	Max Operating Hrs - L/M/H	Heating Area - L/M/H (Sq ft)	Weight	Certified
MH-16-TTC	12 - 14 - 16,000	20 lb. Propane	3	39.5/30.8/27.0	300/350/400	3	CSA C/US
MH-32-TTC	25 - 28 - 32,000	20 lb. Propane	3	17.2/15.4/13.4	620/700/800	6	CSA C/US
MH-47-TTC	36 - 40 - 47,000	20 lb. Propane	3	12.0/10.8/9.2	900/1000/1175	11	CSA C/US

MASTER ELECTRIC FAN HEATERS

MASTER's electric fan heaters are the ideal way to heat indoor spaces. Their simple and sturdy design makes them a great heating solution for garages, workshops, and warehouses. 1-year limited warranty.



MH-515-120

MH-53-240

MH-05-240-GH

Best Seller!

Model	Watts	Heat Output (BTU)	CFM	Heating Area (Sq ft)	Volts	Hz	Amps	Weight	Certified
MH-515-120	1500	5100	152	165	120	60	15	10	ETL C/US
MH-53-240	3000	10,200	180	320	208-240	60	15	14	ETL C/US
MH-05-240-GH	2500-5000	8500-17,000	228	540	240	60	30	20	ETL C/US

MASTER PORTABLE QUARTZ INFRARED HEATER

MASTER's SSR-822G-IHR infrared space heater is perfect for heating indoor or outdoor spaces because it requires no ventilation. Using radiant heat, it heats objects directly for maximum efficiency.

- LED lights
- Aluminum/stainless steel frame
- Remote control included
- Adjustable height (70–78 in.)
- 1-year limited warranty



SSR-822G-IHR

Model	Type	Watts	Heat Output (BTU)	Heating Area (Sq ft)	Volts	Hz	Amps	Weight	Certified
SSR-822G-IHR	Free-Standing	1500	5100	150	120	60	12.5	29	ETL C/US

MASTER QUARTZ INFRARED WALL-MOUNTED HEATER

MASTER's SSR-820G-IHR infrared wall-mounted heater attaches to most any wall for convenient and effective heating over a large area. Because it requires no ventilation, it's well-suited for both indoor and outdoor spaces. 1-year limited warranty.

- Wall-mount steel bracket
 - Aluminum/stainless steel frame
- SSR-820G-IHR additional features
- LED lights
 - Remote control included



SSR-820G-IHR



SSR-808G-IHR

Best Seller!

Model	Type	Watts	Heat Output (BTU)	Heating Area (Sq ft)	Volts	Hz	Amps	Weight	Certified
SSR-820G-IHR	Wall-Mounted	1500	5100	150	120	60	12.5	7	ETL C/US
SSR-808G-IHR	Wall-Mounted	1500	5100	100	120	60	12.5	5.5	ETL C/US

For more information on Pinnacle's complete line of ventilation and thermal comfort products go to www.schaeferventilation.com



INDUSTRIAL/CONTRACTOR SUPPLY

2017/18 CATALOG



Authorized Distributor