

SureSwitch™

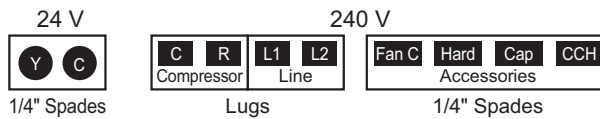
49P11-843 SURESWITCH™

Universal Electronic Upgrade for Mechanical Compressor Contactors. 5x Contactor Life, Sealed to Keep Out Ants and Debris

FEATURES

- Microprocessor controlled sealed compressor switching.
- Line voltage brownout protection, short cycle protection, tricolor LED displays.
- Heavy-duty lug connectors, zero chatter latching relay.
- Four-hole mounting matches mechanical contactors.
- Random start delay on power up and brownout recovery.
- Compressor test and cycle count by push-button.

TERMINAL DESIGNATIONS



SPECIFICATIONS

Electrical Ratings

- Line Voltage Input 240 VAC, 50/60 Hz
- Full Load Amperes (FLA) 40A
- Locked Rotor Amperes (LRA) 200A
- Control (Coil) Voltage (Y,C) 24 VAC, 50/60 Hz

Recommended Terminal Torque – C, R, L1 and L2

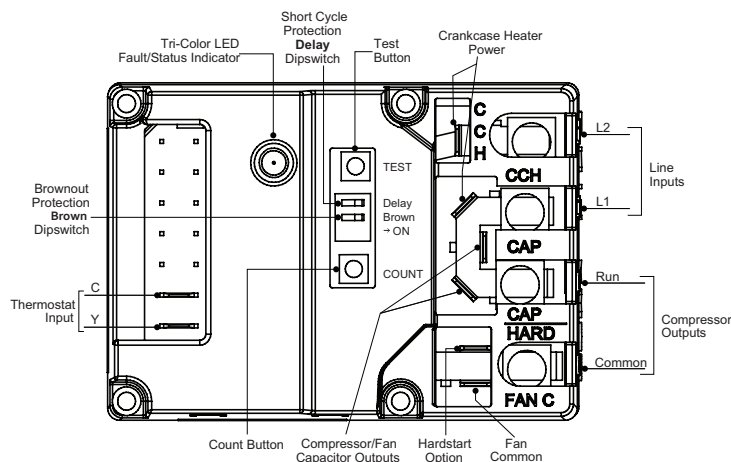
- #4 – 6 AWG 45 in-lbs
- #8 AWG 40 in-lbs
- #10 - 14 AWG 35 in-lbs
- 24 VAC (Y, C) Terminals are 1/4" Male QC's accepting #12-24 AWG wire

Timings

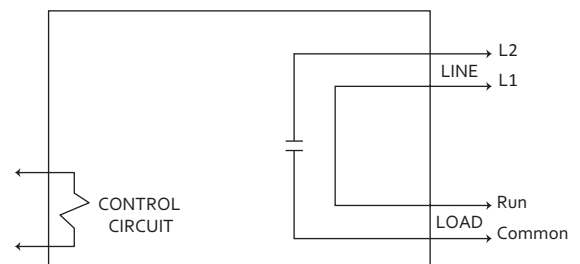
- Anti-Short-Cycle Delay 0s or 180s (selectable) at 60 Hz
0s or 216s (selectable) at 50 Hz
- Compressor Test 5s at 60 Hz, 6s at 50 Hz
- Dimensions 2³/₄"W x 2³/₈"H x 3⁷/₈"L
- Operating Temperature Range -40° to 158°F (-40 to 70°C)
- Humidity Range 5 to 95% relative Humidity (non-condensing)



Model Number	Coil	Line Voltage Input	Amp Rating	Poles
49P11-843	24 VAC	240 VAC	40 FLA, 200 LRA	1 or 1.5



49P11-843 Terminals and Switches



Electrical Diagram

COOLING / REFRIGERATION