

Totaline[®] Compressor Guide



TOTALINE

Universal HVAC/R
Parts and Supplies

Compressor Guide Contents

SELECTION TOOL/CROSS REFERENCE	3
HERMETIC COMPRESSORS	
Copeland Scrolls Compressors	
Copeland R-22 Scrolls.....	4
Copeland R-22 Tandem Scrolls.....	4
Copeland R-410A Scrolls.....	5
Copeland R-410A Tandem Scrolls.....	5
Danfoss Scrolls Compressors	
Danfoss R-22 Performer Black Scrolls.....	6
Danfoss R-410A Performer Black Scrolls.....	6
Danfoss Performer Blue Universal Scrolls.....	7
Danfoss Competitive Cross Reference.....	7
Danfoss R-410A Performer Universal Scrolls.....	8
LG Scrolls Compressors	
LG R-22 Scrolls.....	9
LG R-410A Scrolls.....	9
LG Accessories.....	9
LG R-22 Competitive Cross Reference.....	10
Copeland Reciprocating Compressors	
Copeland R-22 Recips.....	11
Bristol Reciprocating Compressors	
Bristol R-22 Recips.....	12
Bristol R-410A Recips.....	13
Bristol R-404A Service Replacement for Taylor® Refrigeration Equipment.....	13
Replacement Reciprocating Compressors	
Drop In Replacements for Trane® Climatuff® Reciprocating Compressors.....	14
Drop In Replacements for Trane® Climatuff® Reciprocating Compressors Cross Reference.....	15
Replacement Compressors Cross Reference Component Chart.....	15
Tecumseh Reciprocating Compressors	
Tecumseh R-22 Recips.....	16
SEMI-HERMETIC COMPRESSORS	
06D Compressor Data.....	17
06E Compressor Data.....	18
Totaline Compressor Data.....	19
5F & 5H Open Drive Compressor Data.....	20
5F & 5H Compressor Models Available.....	20
06D & 06E Crankcase Heater Package.....	21
06D & 06E Capacity Control Valves.....	21
06D & 06E Bearing Head and Oil Pump.....	22
06D & 06E Valve Plate.....	22
AFTERMARKET DRIERS	23
AFTERMARKET A/C CYCLE COMPONENTS	24, 25



**Universal HVAC/R
Parts and Supplies**

Selection Tool/Cross Reference

We've created a new web tool to help you select the best hermetic and semi-hermetic compressors for out-of-warranty applications. As your Compressor Warehouse, we are confident that this tool will help you search through the large number of compressors available to you; to zero in on the right selection almost instantaneously! This tool will save you valuable time while ensuring you get the right compressor for your customer.

To access this tool visit: www.totaline.com

You will be brought to a top-level screen where you have your choice on whether you would like to use the Selection Tool or Cross-Reference Tool. By entering the appropriate fields in either window, you will be presented with the list of possible replacements, many of which you will probably have in stock.

The Selection Tool is easy to use and ready for you today. Your Zone Sales Manager can help review the tool with you and show you how it works.

RCD Item #	Current Replacement	Brand	Capacity Btu/hr	Height (in)	RLA	Run Cap	Suction	Discharge	EER (Btu/W-h)	Filter
ZR32K3PFV930	ZR32KS-PFV-830	COPELAND	32600	15.7	16.4	45/070	3/4 H 10.4	1/2 H 14.21	11	<input type="checkbox"/>
ZR32KS-PFV-830		COPELAND	32600	15.9	17.1	50/070	3/4 H 10.1	1/2 H 14.2	11.2	<input type="checkbox"/>
P021-3227P	ZR32KS-PFV-830	COPELAND	32600	15.9	16.1	50/070	3/4 H 9.97	1/2 H 14.13	11.2	<input type="checkbox"/>
ZR32KA-PFV-830	ZR32KS-PFV-830	COPELAND	32600	15.9	16.1	50/070	3/4 H 9.97	1/2 H 14.13	11.2	<input type="checkbox"/>
P021-3228P		COPELAND	32600	15.86	17.1	50/070	3/4 H 10.1	1/2 H 14.2	11.2	<input type="checkbox"/>
HRM034U1LC6		DANFOSS	34112	15.53	16.7	45/070	3/4 H 9.8	1/2 H14.9	11	<input type="checkbox"/>
HRM034U1LP6		DANFOSS	34112	15.53	16.7	45/070	3/4 H 9.8	1/2 H14.9	11	<input type="checkbox"/>
P021-3425	ZR32KS-PFV-830	COPELAND	34300	15.7	15.7	40/070	3/4 H 10.4	1/2 H 14.21	11	<input type="checkbox"/>
P021-3426P	ZR32KS-PFV-830	COPELAND	34400	15.7	17.9	50/070	3/4 H 10.4	1/2 H 14.21	11.2	<input type="checkbox"/>
ZR34K3-PFV-830	ZR32KS-PFV-830	COPELAND	34400	15.7	17.9	50/070	3/4 H 10.4	1/2 H 14.21	11.2	<input type="checkbox"/>
P021-3424	ZR32KS-PFV-830	COPELAND	34400	15.7	17.9	50/070	3/4 H 10.4	1/2 H 14.21	11.2	<input type="checkbox"/>
ZR34K3-PFV-830	ZR32KS-PFV-830	COPELAND	34400	15.7	17.9	50/070	3/4 H 10.4	1/2 H 14.21	11.2	<input type="checkbox"/>
ZR34KA-PFV-830	ZR32KS-PFV-830	COPELAND	34400	15.9	16.4	60/070	3/4 H 9.97	1/2 H 14.13	11.1	<input type="checkbox"/>
ZR36K3-PFV-830	ZR38KS-PFV-830	COPELAND	36900	15.7	18.4	50/070	3/4 H 10.4	1/2 H 14.21	11.2	<input type="checkbox"/>
ZR36K3PFV930	ZR38KS-PFV-830	COPELAND	36900	15.7	18.4	50/070	3/4 H 10.4	1/2 H 14.21	11.2	<input type="checkbox"/>
ZR36K3-PFV-830	ZR38KS-PFV-830	COPELAND	36900	15.7	18.4	50/070	3/4 H 10.4	1/2 H 14.21	11.2	<input type="checkbox"/>
SDA038KAB		LG	37000	16.5	15	50/440	3/4 H 11.12	1/2 H 15.41	11.1	<input type="checkbox"/>
ZR38KS-PFV-830		COPELAND	38000	16.9	21.4	55/070	7/8 H 11.1	1/2 H 15.4	11.2	<input type="checkbox"/>
P021-3825P	ZR38KS-PFV-830	COPELAND	38000	16.9	21.4	55/070	7/8 H 11.05	1/2 H 15.30	11.2	<input type="checkbox"/>
ZR38KA-PFV-830	ZR38KS-PFV-830	COPELAND	38000	16.9	21.4	55/070	7/8 H 11.05	1/2 H 15.30	11.2	<input type="checkbox"/>
P021-3826P		COPELAND	38000	16.9	21.4	55/070	7/8 H 11.1	1/2 H 15.4	11.2	<input type="checkbox"/>
HRM038U1LC6		DANFOSS	38010	15.53	19.5	55/070	3/4 H 9.8	1/2 H14.9	11.2	<input type="checkbox"/>
HRM038U1LP6		DANFOSS	38010	15.53	19.5	55/070	3/4 H 9.8	1/2 H14.9	11.2	<input type="checkbox"/>

Copeland R-22 Scrolls

COPELAND R-22 SCROLLS					
BTU/HR	208-230/1/60		208-230/3/60	460/3/60	575/3/60
	Product #	Run Cap	Product #	Product #	Product #
16,000	ZR16K5E-PFV-830	30/370			
18,000	ZR18K5E-PFV-830	30/370			
21,000	ZR21K5E-PFV-830	35/370	ZR21K5-TF5-830	ZR21K5-TFD-830	
25,000	ZR25K5E-PFV-830	40/370	ZR25K5E-TF5-830	ZR25K5-TFD-830	
28,000	ZR28K5E-PFV-830	45/370	ZR28K5E-TF5-830	ZR28K5-TFD-830	
32,000	ZR32K5E-PFV-830	50/370	ZR32K5E-TF5-830	ZR32K5E-TFD-830	ZR32K5E-TFE-830
38,000	ZR38K5E-PFV-830	55/370	ZR38K5E-TF5-830	ZR38K5E-TFD-830	ZR38K5E-TFE-830
42,000	ZR42K5E-PFV-830	55/370	ZR42K5E-TF5-830	ZR42K5E-TFD-830	ZR42K5E-TFE-830
44,000	ZR44K5E-PFV-830	60/370	ZR44K5E-TF5-830	ZR44K5E-TFD-830	ZR44K5E-TFE-830
48,000	ZR48K5E-PFV-830	60/440	ZR48K5E-TF5-830	ZR48K5E-TFD-830	ZR48K5E-TFE-830
54,000	ZR54K5E-PFV-830	80/370	ZR54K5E-TF5-830	ZR54K5E-TFD-830	ZR54K5E-TFE-830
57,000	ZR57K3E-PFV-830*	80/370	ZR57K3E-TF5-830*	ZR57K3E-TFD-830*	ZR57K3E-TFE-830*
61,000	ZR61K3E-PFV-830*	80/370	ZR61K3E-TF5-830*	ZR61K3E-TFD-830*	ZR61K3E-TFE-930
68,000	ZR68KCE-PFV-950	80/440	ZR68KCE-TF5-950	ZR68KCE-TFD-950	ZR68KC-TFE-930
72,000			ZR72KCE-TF5-950**	ZR72KCE-TFD-950**	ZR72KCE-TFE-950**
81,000			ZR81KCE-TF5-965*	ZR81KCE-TFD-950***	
90,000			ZR90K3E-TWC-922****	ZR90K3E-TWD-922****	ZR90K3E-TWE-922****
94,000			ZR94KCE-TF5-950	ZR94KCE-TFD-950***	ZR94KCE-TFE-950
108,000			ZR108KCE-TF5-950***	ZR108KCE-TFD-950***	ZR108KCE-TFE-950***
110,000			ZR11M3E-TWC-922****	ZR11M3E-TWD-922****	ZR11M3E-TWE-961
120,000			ZR12M3E-TWC-922****	ZR12M3E-TWD-922****	ZR12M3E-TWE-922****
125,000			ZR125KCE-TF5-950***	ZR125KCE-TFD-950***	ZR125KCE-TFE-950***
144,000			ZR144KCE-TF5-950***	ZR144KCE-TFD-950***	ZR144KCE-TFE-950
160,000			ZR16M3E-TWC-922****	ZR16M3E-TWD-922****	ZR16M3E-TWE-922****
190,000			ZR19M3E-TWC-922****	ZR19M3E-TWD-922****	ZR19M3E-TWE-922****
			ZR190KCE-TE5-950***	ZR190KCE-TED-950	ZR190KCE-TEE-950
250,000			ZR300KCE-TWC-951***	ZR250KCE-TED-951***	
300,000			ZR300KC-TWC-951***	ZR300KC-TWD-951***	

- * BOM 930 and/or 950 are also available (square fence, straight stubs)
- ** BOM 830 is also available (round fence, molded plug w/pin terminals, straight stubs)
- *** BOM 965 is also available (rotalock connections)
- **** BOM 961 is also available (rotalock connections)

Copeland R-22 Tandem Scrolls

COPELAND R-22 TANDEM SCROLLS		
BTU/HR	460/3/60	Copeland Compressor Notes
	Product #	
191,500	ZRT188KCE-TFD-950	Suction and Discharge stub tubes
217,000	ZRT216KCE-TF5-975	Rotalock connections with seals
251,000	ZRT250KCE-TFD-975	Rotalock connections with seals
252,000	ZRT250KCE-TFD-950	Suction and Discharge stub tubes
286,000	ZRT288KCE-TFD-950	Suction and Discharge stub tubes
309,000	ZRT320KCE-TED-976	Rotalock connections with seals
380,000	ZRT380KCE-TED-976	Rotalock connections with seals
482,000	ZRT500KCE-TED-951	Suction and Discharge stub tubes
586,000	ZRT600KCE-TED-951	Suction and Discharge stub tubes



All Copeland KF, KA, & KC scrolls are identical to the latest K5 design...

Copeland R-410A Scrolls

COPELAND R-410A SCROLLS					
BTU/HR	208-230/1/60		208-230/3/60	460/3/60	575/3/60
	Product #	Run Cap	Product #	Product #	Product #
15,500	ZP16K5E-PFV-830	35/370			
20,000	ZP20K5E-PFV-830	35/370			
21,300	ZP21K5E-PFV-830	40/370			
24,000	ZP24K5E-PFV-830	40/370	ZP24K5E-TF5-830		
25,200	ZP25K5E-PFV-830	40/370		ZP25K5E-TFD-830	
29,000	ZP29K5E-PFV-830	45/370	ZP29K5E-TF5-830	ZP29K5E-TFD-830	
31,100	ZP31K5E-PFV-830	45/370	ZP31K5E-TF5-830	ZP31K5E-TFD-830	ZP31K5E-TFE-830
36,000	ZP36K5E-PFV-830	45/370	ZP36K5E-TF5-830*	ZP36K5E-TFD-830	ZP36K5E-TFE-830
37,500	ZP38K5E-PFV-830	45/370	ZP38K5E-TF5-830	ZP38K5E-TFD-830	ZP38K5E-TFE-830
42,000	ZP42K5E-PFV-830	70/370	ZP42K5E-TF5-830	ZP42K5E-TFD-830	ZP42K5E-TFE-830
51,000	ZP51K5E-PFV-830	70/370	ZP51K5E-TF5-830	ZP51K5E-TFD-830	ZP51K5E-TFE-830
54,000	ZP54K5E-PFV-830	80/370	ZP54K5E-TF5-830	ZP54K5E-TFD-830	ZP54K5E-TFE-830
57,000	ZP57K5E-PFV-830	80/370	ZP57K5E-TF5-830	ZP57K5E-TFD-830	
61,500			ZP61KCE-TF5-830*	ZP61KCE-TFD-830*	ZP61KCE-TFE-830*
72,000			ZP72KCE-TF5-830*	ZP72KCE-TFD-830*	ZP72KCE-TFE-830
77,000			ZP76KCE-TF5-830*	ZP76KCE-TFD-830*	ZP76KCE-TFE-830*
83,000			ZP83KCE-TF5-830*	ZP83KCE-TFD-830*	ZP83KCE-TFE-830*
90,500			ZP90KCE-TF5-950**	ZP90KCE-TFD-950**	ZP90KCE-TFE-950**
105,000			ZP103KCE-TF5-950**	ZP103KCE-TFD-950**	ZP103KCE-TFE-950**
123,000			ZP120KCE-TF5-950**	ZP120KCE-TFD-950**	ZP120KCE-TFE-950**
135,000			ZP137KCE-TF5-950**	ZP137KCE-TFD-950**	ZP137KCE-TFE-950**
155,000			ZP154KCE-TE5-950***	ZP154KCE-TED-950	ZP154KCE-TEE-950
183,000			ZP182KCE-TE5-950***	ZP182KCE-TED-950***	ZP182KCE-TEE-950
235,000			ZP235KCE-TEC-750***	ZP235KCE-TED-750	ZP235KCE-TWE-750
294,000			ZP295KCE-TWC-750	ZP295KCE-TED-750	ZP295KCE-TEE-750

- * 930, 950 and/or 7M7 BOM are also available
- ** 855 BOM is also available
- *** 965 BOM is also available

Copeland R-410A Tandem Scrolls

COPELAND R-410A TANDEM SCROLLS			
BTU/HR	200-230/3/60	460/3/60	Copeland Compressor Notes
	Product #	Product #	
164,000		ZPT166KCE-TFD-950	Suction and Discharge stub tubes
181,000	ZPT180KCE-TF5-975	ZPT180KCE-TFD-975	Suction and Discharge stub tubes
210,000	ZPT206KCE-TF5-975	ZPT206KCE-TFD-975	Suction and Discharge stub tubes



Changing a Hermetic Compressor?

Remember to pick up . . .

- Hermetic compressor
- Start Capacitor
- Run Capacitor
- Copper fittings
- Solder & Flux
- Sanding Cloth
- Wire Nuts
- Electrical Tape
- Totaltest Kit
- Liquid Drier
- Suction Drier
- Refrigerant
- Refrigerant Oil
- Start Relay
- Crankcase Heater
- Compressor Lead Kit
- Phase Monitor
- Smart Start Kit
- Acetylene

Danfoss R-22 Performer Black Scrolls

DANFOSS R-22 PERFORMER BLACK SCROLLS					
BTU/HR	208-230/1/60		208-230/3/60	460/3/60	575/3/60
	Product #	Run Cap	Product #	Product #	Product #
32,000	HRM032U1LP6	45/370			
34,000	HRM034U1LP6	45/370	HRM034U2LP6	HRM034U4LP6	
38,000	HRM038U1LP6	55/370	HRM038U2LP6	HRM038U4LP6	HRM038U7LP6
40,000	HRM040U1LP6	60/370	HRM040U2LP6	HRM040U4LP6	
42,000	HRM042U1LP6	60/370	HRM042U2LP6	HRM042U4LP6	HRM042U7LP6
45,000	HRM045U1LP6	70/370	HRM045U2LP6	HRM045U4LP6	HRM045U7LP6
47,000	HRM047U1LP6	60/370	HRM047U2LP6	HRM047U4LP6	HRM047U7LP6
48,000	HRM048U1LP6	60/370		HRM048U4LP6	
54,000	HRM054U1LP6	70/370	HRM054U2LP6	HRM054U4LP6	HRM054U7LP6
58,000	HRM058U1LP6	80/440	HRM058U2LP6	HRM058U4LP6	HRM058U7LP6
60,000	HRM060U1LP6	80/440	HRM060U2LP6	HRM060U4LP6	HRM060U7LP6

BOM LC6 - brazed connections, screw terminals is available in all voltages.

BOM LP6 - brazed connections, spade terminals

Danfoss R-410A Performer Black Scrolls

DANFOSS R-410A PERFORMER BLACK SCROLLS				
BTU/HR	208-230/1/60		208-230/3/60	460/3/60
	Product #	Run Cap	Product #	Product #
29,000	HRH029U1LP6	45/370		
31,000	HRH031U1LP6	45/370		
32,015	HRH032U1LP6	50/370		
35,400	HRH036U1LP6	55/370		
39,500	HRH039U1LP6	60/370		
41,503	HRH040U1LP6	60/370		
51,000	HRH050U1LP6	70/370		
51,820				HRH051U4LP6
54,520	HRH054U1LP6	80/440	HRH054U2LP6	

BOM LC6 - brazed connections, screw terminals is available in all voltages.

BOM LP6 - brazed connections, spade terminals

*All our compressors can be used not only as replacements on Carrier units,
but for other manufacturer's as well...*



**Universal HVAC/R
Parts and Supplies**

Danfoss R-22 Performer® Universal Scroll Compressor

Replacement Competitor Cross Reference

DANFOSS PERFORMER® UNIVERSAL SCROLL COMPRESSOR PRODUCT RANGE

Code No.	Nominal Tonnage
SM115-3QAI	9.3
SM115-4QAI	9.3
SM125-3QAI	10
SM125-4QAI	10
SM175-3QAI	14
SM175-4QAI	14
SM185-3QAI	15
SM185-4QAI	15



Competitor Cross Reference

COMPETITOR CROSS REFERENCE¹

Nominal Tonnage	Competitor Part Number		RC Part Number ^{2,3}	Capacity BTU/HR	Volt / Phase / Hz	Weight (Lbs.)	Connection Size (inches) Suction X Discharge Type (Brazed)	Solder Sleeve Adaptor Set for Rotolock Connectors ⁴
9.3	CSHA-093R-0*00 or 0A	ZR108KC-TF5	SM115-3QAI	115,215	200-230/3/60	172	1-3/8 x 7/8	120Z0405
9.3	CSHA-093K-0*00 or 0A	ZR108KC-TFD	SM115-4QAI	115,215	460/3/60 400/3/50	172	1-3/8 x 7/8	120Z0405
9.3	CSHS-093R-0*00 or 0A	ZR11M3-TWC	SM115-3QAI	115,215	200-230/3/60	172	1-3/8 x 7/8	120Z0405
9.3	CSHS-093K-0*00 or 0A	ZR11M3-TWD	SM115-4QAI	115,215	460/3/60 400/3/50	172	1-3/8 x 7/8	120Z0405
10	CSHA-100R-0*00 or 0A	ZR125KC-TF5	SM125-3QAI	126,423	200-230/3/60	172	1-3/8 x 7/8	120Z0405
10	CSHA-100K-0*00 or 0A	ZR125KC-TFD	SM125-4QAI	126,423	460/3/60 400/3/50	172	1-3/8 x 7/8	120Z0405
10	CSHS-100R-0*00 or 0A	ZR12M3-TWC	SM125-3QAI	126,423	200-230/3/60	172	1-3/8 x 7/8	120Z0405
10	CSHS-100K-0*00 or 0A	ZR12M3-TWD	SM125-4QAI	126,423	460/3/60 400/3/50	172	1-3/8 x 7/8	120Z0405
12.5	CSHA-125R-0*00 or 0A	ZR16M3-TWC	P040-16351	163,008	200-230/3/60	198	1-5/8 x 1-1/8	7765028
12.5	CSHA-125K-0*00 or 0A	ZR16M3-TWD	P040-16371	163,008	460/3/60 400/3/50	220	1-5/8 x 1-1/8	7765028
14	CSHA-140R-0*00 or 0A	-	SM175-3QAI	174,355	200-230/3/60	220	1-5/8 x 1-1/8	7765028
14	CSHA-140K-0*00 or 0A	-	SM175-4QAI	174,355	460/3/60 400/3/50	220	1-5/8 x 1-1/8	7765028
14	CSHS-140R-0*00 or 0A	-	SM175-3QAI	174,355	200-230/3/60	220	1-5/8 x 1-1/8	7765028
14	CSHS-140K-0*00 or 0A	-	SM175-4QAI	174,355	460/3/60 400/3/50	220	1-5/8 x 1-1/8	7765028
15	CSHA-150R-0*00 or 0A	ZR190KC-TW5	SM185-3QAI	185,474	200-230/3/60	220	1-5/8 x 1-1/8	7765028
15	CSHA-150K-0*00 or 0A	ZR190KC-TWD	SM185-4QAI	185,474	460/3/60 400/3/50	220	1-5/8 x 1-1/8	7765028
15	CSHS-150R-0*00 or 0A	ZR19M3-TWC	SM185-3QAI	185,474	200-230/3/60	220	1-5/8 x 1-1/8	7765028
15	CSHS-150K-0*00 or 0A	ZR19M3-TWD	SM185-4QAI	185,474	460/3/60 400/3/50	220	1-5/8 x 1-1/8	7765028

¹ As with any new compressor installation, verify that the electrical components and wiring of the system are properly sized for the new compressor and are in good working condition.

² Performer® "Q-version" (as in SM115-3QAI) includes welded sightglass, oil equalization port, brazed ports, and mounting bracket. "C-version" (as in SM160-3CBI) include welded sightglass, oil equalization port, and brazed ports.

³ Trane CSHA and CSHS compressors ending in 0 and A come with brazed ports. Models ending in B come with Rotolock fittings.

⁴ To replace compressors with Rotolock fittings, use the compressor code numbers above with the appropriate solder sleeve adapter set or contact Danfoss Application Engineering to identify code for Rotolock compressor.

*Drop-in Trane replacement scrolls are now available for both R-22 & R-410A...
see next page for R-410A*

Danfoss R-410A Performer® Universal Scroll Compressor

REPLACEMENT COMPETITOR CROSS REFERENCE

Nominal Tonnage	Competitor Part Number ²		RC Part Number	Volts / Phase @ 60Hz	Motor Module Voltage	Capacity BTU/HR	Weight (LBS)	Connection Size (inches) Suction X Discharge Type (Brazed)	Electronic Motor Protection Module ¹	Solder Sleeve Adaptor Set for Rotolock Connectors	
7.5	CSHD092J0A0M	CSHD089J0A0M	ZP90KCE-TF5	SH090A3ALC	200-230/3	N/A	92500	128	1-1/8 x 7/8	N/A	120Z0125
7.5	CSHD092K0A0M	CSHD089K0A0M	ZP90KCE-TFD	SH090A4ALC	460/3	N/A	92500	128	1-1/8 x 7/8	N/A	120Z0125
7.5	CSHD092D0A0M	CSHD089D0A0M	ZP90KCE-TFE	SH090A7ALC	575/3	N/A	92500	128	1-1/8 x 7/8	N/A	120Z0125
9	CSHD110J0A0M	CSHD105J0A0M	ZP103KCE-TF5	SH105A3ALC	200-230/3	N/A	109,500	141	1-3/8 x 7/8	N/A	120Z0405
9	CSHD110K0A0M	CSHD105K0A0M	ZP103KCE-TFD	SH105A4ALC	460/3	N/A	109,500	141	1-3/8 x 7/8	N/A	120Z0405
9	CSHD110D0A0M	CSHD105D0A0M	ZP103KCE-TFE	SH105A7ALC	575/3	N/A	109,500	141	1-3/8 x 7/8	N/A	120Z0405
10	CSHD125J0A0M	CSHD120J0A0M	ZP120KCE-TF5	SH120A3ALC	200-230/3	N/A	125,400	141	1-3/8 x 7/8	N/A	120Z0405
10	CSHD125K0A0M	CSHD120K0A0M	ZP120KCE-TFD	SH120A4ALC	460/3	N/A	125,400	141	1-3/8 x 7/8	N/A	120Z0405
10	CSHD125D0A0M	CSHD120D0A0M	ZP120KCE-TFE	SH120A7ALC	575/3	N/A	125,400	141	1-3/8 x 7/8	N/A	120Z0405
12	CSHD142J0A0M	CSHD136J0A0M	ZP137KCE-TF5	SH140A3ALC	200-230/3	N/A	144,300	148	1-3/8 x 7/8	N/A	120Z0405
12	CSHD142K0A0M	CSHD136K0A0M	ZP137KCE-TFD	SH140A4ALC	460/3	N/A	144,300	148	1-3/8 x 7/8	N/A	120Z0405
12	CSHD142D0A0M	CSHD136D0A0M	ZP137KCE-TFE	SH140A7ALC	575/3	N/A	144,300	148	1-3/8 x 7/8	N/A	120Z0405
13	CSHD161J0A0M	CSHD155J0A0M	ZP154KCE-TF5	SH161A3ALC	200-230/3	N/A	160,900	152	1-3/8 x 7/8	N/A	120Z0405
13	CSHD161K0A0M	CSHD155K0A0M	ZP154KCE-TFD	SH161A4ALC	460/3	N/A	160,900	152	1-3/8 x 7/8	N/A	120Z0405
13	CSHD161D0A0M	CSHD155D0A0M	ZP154KCE-TFE	SH161A7ALC	575/3	N/A	160,900	152	1-3/8 x 7/8	N/A	120Z0405
15	CSHD183J0A0M	CSHD175J0A0M	ZP182KCE-TW5	SH184A3ALC	200-230/3	N/A	184,400	158	1-3/8 x 7/8	N/A	120Z0405
15	CSHD183K0A0M	CSHD175K0A0M	ZP182KCE-TWD	SH184A4ALC	460/3	N/A	184,400	158	1-3/8 x 7/8	N/A	120Z0405
15	CSHD183D0A0M	CSHD175D0A0M	ZP182KCE-TWE	SH184A7ALC	575/3	N/A	184,400	158	1-3/8 x 7/8	N/A	120Z0405
15.3	CSHN184J0A0M	CSHN176J0A0M	-	P045-18351	200-230/3	24VAC	183,400	234	1-5/8 x 1-1/8	8169020	7765028
15.3	CSHN184J0AKM	CSHN176J0AKM	-	P045-18352	200-230/3	115/230VAC	183,400	234	1-5/8 x 1-1/8	8169021	7765028
15.3	CSHN184K0A0M	CSHN176K0A0M	-	P045-18571	460/3	24VAC	183,400	234	1-5/8 x 1-1/8	8169020	7765028
15.3	CSHN184K0AKM	CSHN176K0AKM	-	P045-18572	460/3	115/230VAC	183,400	234	1-5/8 x 1-1/8	8169021	7765028
15.3	CSHN184D0A0M	CSHN176D0A0M	-	P045-18381	575/3	24VAC	183,400	234	1-5/8 x 1-1/8	8169020	7765028
15.3	-	-	-	P045-18382	575/3	115/230VAC	183,400	234	1-5/8 x 1-1/8	8169021	7765028
20	CSHN250J0A0M	CSHN240J0A0M	ZP235KCE-TW5	P045-25151	200-230/3	24VAC	251,000	238	1-5/8 x 1-1/8	8169015	7765028
20	CSHN250J0AKM	CSHN240J0AKM	-	P045-25152	200-230/3	115/230VAC	251,000	238	1-5/8 x 1-1/8	8169016	7765028
20	CSHN250K0A0M	CSHN240K0A0M	ZP235KCE-TWD	P045-24671	460/3	24VAC	251,000	238	1-5/8 x 1-1/8	8169015	7765028
20	CSHN250K0AKM	CSHN240K0AKM	-	P045-24672	460/3	115/230VAC	251,000	238	1-5/8 x 1-1/8	8169016	7765028
20	CSHN250D0A0M	CSHN240D0A0M	ZP235KCE-TWE	P045-25082	575/3	24VAC	251,000	238	1-5/8 x 1-1/8	8169015	7765028
20	CSHN250D0AKM	CSHN240D0AKM	-	P045-25083	575/3	115/230VAC	251,000	238	1-5/8 x 1-1/8	8169016	7765028
26	CSHN315J0A0M	-	ZP295KCE-TW5	P045-31751	200-230/3	24VAC	317,600	337	1-5/8 x 1-1/8	8169015	7765028
26	CSHN315J0AKM	-	-	P045-31752	200-230/3	115/230VAC	317,600	337	1-5/8 x 1-1/8	8169016	7765028
26	CSHN315K0A0M	-	ZP295KCE-TWD	P045-31772	460/3	24VAC	317,600	337	1-5/8 x 1-1/8	8169015	7765028
26	CSHN315K0AKM	-	-	P045-31773	460/3	115/230VAC	317,600	337	1-5/8 x 1-1/8	8169016	7765028
26	CSHN315D0A0M	-	ZP295KCE-TWE	P045-31682	575/3	24VAC	317,600	337	1-5/8 x 1-1/8	8169015	7765028
26	CSHN315D0AKM	-	-	P045-31683	575/3	115/230VAC	317,600	337	1-5/8 x 1-1/8	8169016	7765028
31	CSHN374J0A0M	-	ZP385KCE-TW5	P045-37451	200-230/3	24VAC	374,300	362	1-5/8 x 1-1/8	8169015	7765028
31	CSHN374J0AKM	-	-	P045-37452	200-230/3	115/230VAC	374,300	362	1-5/8 x 1-1/8	8169016	7765028
31	CSHN374K0A0M	-	ZP385KCE-TWD	P045-37471	460/3	24VAC	374,300	362	1-5/8 x 1-1/8	8169015	7765028
31	CSHN374K0AKM	-	-	P045-37472	460/3	115/230VAC	374,300	362	1-5/8 x 1-1/8	8169016	7765028
31	CSHN374D0A0M	-	ZP385KCE-TWE	P045-36781	575/3	24VAC	374,300	362	1-5/8 x 1-1/8	8169015	7765028
31	CSHN374D0AKM	-	-	P045-36782	575/3	115/230VAC	374,300	362	1-5/8 x 1-1/8	8169016	7765028



**Universal HVAC/R
Parts and Supplies**

¹ Electronic Motor Protection modules are interchangeable between compressors

² Last Character Trane 'M' is Brazed connector; 'K' is Rotolock connector

As with any replacement compressor installation, verify that the electrical components and wiring of the system are properly sized for the new compressor and are in good working condition.

LG R-22 Scrolls

LG R-22 SCROLLS				
BTU/HR	208-230/1/60		208-230/3/60	460/3/60
	Product #	Run Cap	Product #	Product #
21,500	SQA022KAZ	35/440		
26,100	SQA026KAZ	35/440		
32,300	SQA032KAZ	45/440		
37,000	SQA038KAZ	50/440		
41,200	SQA042KAZ	50/440		
47,600	SR047KBZ	60/440		
53,500	SRA053KAZ	70/440		
58,000	SR057KCZ	70/440		
62,000			SR061RBD	
61,500				SR061SAB

LG R-410A Scrolls

LG R-410A SCROLLS				
BTU/HR	208-230/1/60		208-230/3/60	460/3/60
	Product #	Run Cap	Product #	Product #
15,200	APA016KAC	35/370		
19,500	APA020KAC	35/370		
22,400	APA024KAB	40/370		
28,000	APA029KAC	45/440		
30,500	APA032KAG	45/440		
37,700	AQA038KAB	60/440		
39,000	AQA039KAC	60/440		
41,500	AQA042KAE	70/440		
48,000	ABA049KAB	70/440		
51,500	ABA051KAF	75/440		
61,500	ABA054KAC	80/440		



LG Accessories

LG ACCESSORIES			
Description	Legacy Part Number	Service Part Number	Comments
Thermal Cut Out	RTC0061	AGG74119701	For use on all models
Molded Plug Assy	RMP0051	AGG74119801	For use on all R-410A models
Molded Plug Assy	-	AGG74119802	For use on R-22 SQA models
Molded Plug Assy	-	AGG74119803	For use on R-22 SR single phase models
Molded Plug Assy	-	AGG74119804	For use on R-22 SR three phase models
40W, 240V Crankcase Heater	-	P041-4443	For use on APA, AQA, ABA, SQA models
70W, 240V Crankcase Heater	-	HT32BH857	For use on all R-22 SR models

Majority of hermetic compressors have compatible mounting (7.5" X 7.5")
& piping differences are minimal.....

LG R-22 Competitive Cross-Reference

10 LG R-22 MODELS REPLACE 59 COPELAND & 36 DANFOSS/SCROLL TECH MODELS

Competitive Cross-reference Sheet

LG Model	ARI Capacity	Copeland Model	ARI Capacity	Danfoss / Scroll Tech Model	ARI Capacity
SQA022KAZ	21,500	ZR21KA-PFV	21,000		
		ZR21K5E-PFV	21,000		
		ZR22K3-PFV	22,400		
		ZR22KC-PFV	22,000		
		ZR23K1-PFV	22,900		
SQA026KAZ	26,100	ZR22K4-PFV	22,000		
		ZR24K3-PFV	24,500		
		ZR24K4-PFV	24,400		
		ZR24KC-PFV	24,300		
		ZR25K5E-PFV	25,300		
		ZR26K3-PFV	26,600		
		ZR26KA-PFV	26,000		
		ZR26KC-PFV	26,500	HRM025T1	25,000
		ZR28K3-PFV	28,500		
		ZR28K5E-PFV	28,400		
SQA032KAZ	32,300	ZR28KA-PFV	28,400		
		ZR29KC-PFV	28,500		
		ZR30K3-PFV	31,100		
		ZR30KC-PFV	31,100		
		ZR32K3-PFV	32,600		
		ZR32K5E-PFV	32,600		
		ZR32KA-PFV	32,600	HRM032U1	32,000
SQA038KAZ	37,000	ZR34K3-PFV	34,400	HRM034U1	34,103
		ZR34KA-PFV	34,400	SRC340	33,700
		ZR34KC-PFV	34,300	XCD340	34,103
		ZR36K3-PFV	36,900	XCD380	37,999
		ZR36KC-PFV	36,900	HRM038U1	37,999
		ZR38K5E-PFV	38,000	SCD380	37,400
SQA042KAZ	41,200	ZR38KA-PFV	38,000	SCD400	39,700
		ZR40K3-PFV	40,600	HRM040U1	39,999
		ZR40KC-PFV	40,600	XCD400	39,999
		ZR42K3-PFV	42,800		
		ZR42K5E-PFV	42,200		
SR047KBZ	47,600	ZR42KA-PFV	42,200	SCD420	41,700
		ZR42KC-PFV	42,000	HRM042U1	42,005
		ZR44KA-PFV	44,000	XCD420	42,005
		ZR44K5E-PFV	44,000		
		ZR45KC-PFV	46,000	SRD450AC	44,100
		ZR45K3-PFV	46,000	HRM045U1	45,001
		ZR46K3-PFV	47,200	XCD450	45,001
		ZR47K3-PFV	48,200		
SRA053KAZ	53,500	ZR48K5E-PFV	48,200		
		ZR47KC-PFV	47,500	HRM047U1	47,000
		ZR48K3-PFV	49,800	HRM048U1	47,706
		ZR48KC-PFV	49,500	SRD480AC	48,000
		ZR49K3-PFV	49,200	XRD480	47,706
		ZR52K3-PFV	52,000		
		ZR54K3-PFV	55,000	HRM054U1	53,705
		ZR54K5E-PFV	53,500	SRD540	54,100
SR057KCZ	58,000	ZR54KA-PFV	53,500	XRD540	53,705
		ZR54KC-PFV	55,000		
		ZR57K3E-PFV	58,000	SRD/XRD580	57,900
		ZR57KCE-PFV	57,500	HRM058U1	57,705
SR061RBD	62,000	ZR61K3E-PFV	62,000	SRD/XRD600	60,000
		ZR61KCE-PFV	62,000	HRM060U1	59,757
		ZR57K3E-TF5	58,000	SRY/XRY580	57,900
SR061SAB	61,500	ZR61K3E-TF5	62,000	HRM058U2, HRM060U2	57,808, 59,723
		ZR57K3E-TFD	58,000	SRH/XRH600	60,000
		ZR61K3E-TFD	62,000	HRM058U4, HRM060U4	57,808, 59,723

- Copeland PFV models are 208/230-1-60
- TF5 models are 208/230-3-60
- TFD models are 460-3-60

• **Bolded models are latest Copeland design.**

Copeland R-22 Recips

COPELAND R-22 RECIPS					
BTU/HR	208-230/1/60		208-230/3/60	460/3/60	575/3/60
	Product #	Run Cap	Product #	Product #	Product #
16,300	CR16K6E-PFV-775	25/370			
18,000	CR18K6E-PFV-775	25/370	CR18K6E-TF5-775	CR18K6-TFD-775	
22,100	CR22K6E-PFV-775	30/370	CR22K6E-TF5-775	CR22K6-TFD-775	
24,500	CR24K6E-PFV-775	35/370	CR24K6E-TF5-775	CR24K6E-TFD-775	
28,200	CR28K6E-PFV-775	35/370	CR28K6E-TF5-775	CR28K6E-TFD-775	
34,500	CR34K6E-PFV-775	50/370	CR35K6E-TF5-775	CR35K6E-TFD-775	CR35K6E-TFE-775
41,900	CR42K6E-PFV-775	40/370	CR42K6E-TF5-775	CR42K6E-TFD-775	CR42K6-TFE-775
47,500	CR47KQE-PFV-970	45/440	CR47KQE-TF5-970	CR47KQE-TFD-970	
53,300	CR53KQE-PFV-970	60/440	CR53KQE-TF5-970	CR53KQE-TFD-970	
54,100	CRPQ-045E-PFV-970	45/440	CRPQ-045E-TF5-970	CRPQ-045E-TFD-970	CRPQ-045E-TFE-970
54,100	CR53KQE-PFV-970	45/440	CR53KQE-TF5-970	CR53KQE-TFD-970	
60,600	CRNQ-050E-PFV-970	55/440	CRNQ-050E-TF5-970	CRNQ-050E-TFD-970	




Just like older Copeland Scrolls are interchangeable with latest design scroll models, older version Copeland Recips are also interchangeable with latest design recip models...

HCR SERIES

MADE IN USA

www.bristolcompressors.com



**“Like for Like”
Configuration**

- ✓ Exact Tubing and Mounting configuration as Copeland CR series
- ✓ Approved for R407C and R22
- ✓ Wiring harness included
- ✓ Charged with POE oil

**“LIKE FOR LIKE” REPLACEMENT
FOR COPELAND CR SERIES**

Model	BOM
H CR B14 ₃ ABCA	710006-2024-00
H CR B18 ₃ ABCA	710001-2024-00
H CR B20 ₃ ABCA	710007-2024-00
H CR B22 ₃ ABCA	710008-2024-00
H CR B24 ₃ ABCA	710002-2024-00
H CR B28 ₃ ABCA	710003-2024-00
H CR B30 ₃ ABCA	710004-2024-00
H CR B32 ₃ ABCA	710009-2024-00
H CR B35 ₃ ABCA	710005-2024-00

Bristol R-22 Recips

BRISTOL R-22 RECIPS							
BTU/HR	208-230/1/60			208-230/3/60		460/3/60	
	Product #	Bristol Model Number	Run Cap	Product #	Bristol Model Number	Product #	Bristol Model Number
18,300	P032-1820	H22J18BABCA	30/370				
18,300	HCRB183ABCA	HCRB183ABCA	30/370				
22,600	P032-2229	H22J22BABCA	30/370				
22,600	HCRB223ABCA	HCRB223ABCA	30/370				
24,200	P032-2429	H22J25BABCA	30/370				
24,200	HCRB243ABCA	HCRB243ABCA	35/370				
25,300	P032-2522	T21J265CBCA	40/440				
28,800	HCRB283ABCA	HCRB283ABCA	35/370				
31,700				P032-3252	H23A323DBLA		
31,900	HCRB323ABCA	HCRB323ABCA	40/370				
33,100	P032-3322	T21J334CBCA	50/440				
35,700	P032-3526	H22J36BABCA	45/370	P032-3553	H22J363DBLA	P032-3475	H22J363DBVA
35,700	HCRB353ABCA	HCRB353ABCA	45/370				
37,800	P032-3721	H22J38BABCA	45/370	P032-3753	H22J383DBLA	P032-3773	H22J383DBVA
40,900	P032-4021	H22J41BABCA	50/370	P032-4051	H22J413DBLA	P032-4172	H22J413DBEA
44,300	P032-4421	H22J44BABCA	65/370	P032-4452	H22J443DBDA	P032-4471	H22J443DBEA
49,000	P032-4922	H22A503ABCA	40/440	P032-4956	H22A503DBLA	P032-4975	H22A503DBEA
53,400				P032-5352	H22A543DBLA		H25A54QDBEA
57,500	P032-5722	H28A583CBCA	60/370	P032-5854	H22A563DBLA	P032-5871	H22A583DBEA
60,800	P032-6022	H22A623ABCA	55/440	P032-6051	H22A623DBLA	P032-5872	H22A623DBLA

Bristol R-410A Recips

BRISTOL R-410A RECIPS			
BTU/HR	208-230/1/60		
	Product #	Bristol Model Number	Run Cap
18,300	P032-1829K	T89B194CBCA*	30/440
19,250	P032-1926K	T89B194CBCA*	25/440
27,200	P032-2722K	H82J273ABCA*	45/440
27,700	P032-2723K	T81J285CBCA*	40/440
30,800	P032-3026	H82J303ABCA	45/370
35,500	P032-3525K	T81J384CBCA*	55/440
37,600	P032-3722K	T89B385CBCA*	55/440
51,470	P032-5121K	T89A514BBCA*	55/370
51,900	P032-5122K	T89A514BBCA*	55/370
52,700	P032-5221K	T89A515BBCA*	55/370

* Sold as a kit with discharge temperature sensor.

Bristol R-404A Service Replacement For Taylor® Refrigeration Equipment

Bristol R-404A SERVICE REPLACEMENT				
BTU/HR	208-230/1/60		208-230/3/60	460/3/60
	Product #	Run Cap	Product #	Product #
3,500	L63B562BBCB	30/370		
7,700	L64A113BBCA	25/440	L63A113DBLA	L63A113DBEA
15,800			M63B203DBDB	M63B203DBEB

We Have the Most Complete Offering of Aftermarket Compressors In the Industry...

Drop-in Replacements

for Trane® Climatuff® Reciprocating Compressors



Now, a drop-in replacement for your customers that are working on Trane® units with Climatuff® reciprocating compressors in only two steps!

Step One: Verify it's a Climatuff® reciprocating compressor by asking if it's:

1. **ORANGE** in color?
2. Mounted on three legs?
3. Uses refrigerant R-22?
4. Connections are Rotolock®?

If all answers are **YES**, you now have a replacement opportunity!



Step Two: Select the replacement part number in **Table 1** once you determine:

1. The distance between suction to discharge fittings (either 7.5" or 9")
and
2. The nominal capacity in tons

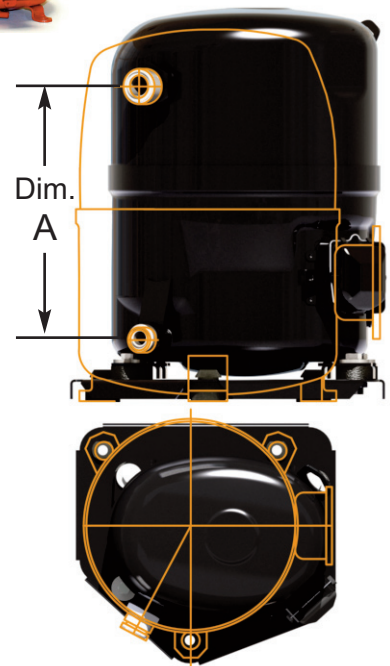


Table 1

Drop-in Replacement Part Number	Suction to Discharge (Dimension A) Measure Centerline to Centerline	Nominal Capacity (tons)
HTRB183ABCS	9"	1.5
HTRB253ABCS	9"	2
HTRJ303ABCT	7.5"	2.5
HTRJ363ABCT	7.5"	3

Drop-in replacement part numbers all have the same fit and function as the original reciprocating compressor:

1. **BLACK** in color (and comes with a molded plug in the box)
2. Same three-leg mount
3. Charged with POE oil (so may be used with R-22 or R-407C)
4. Same rotolock configuration as TRANE®, American Standard® and Maneurop®
5. Same suction to discharge fitting distance
6. Same nominal capacity



**Universal HVAC/R
Parts and Supplies**

See cross-reference on next page for more details.

Cross Reference Table

Trane Compressors				Replacement Compressors							
Trane Model Number*	Trane Part Number	Trane Cylinders	Trane Shell Height (in)	Part Number	Capacity (tons)	Electrical	Cylinders	Rotolock Size (Suction/Discharge)	Suction to Discharge Differential	Ship Weight	Shell Height (in)
AL17A-AA1-A	COM06961	1	13.0	HTRB183ABCS	1.5	208/230-1-60	2	1.25" S-12THR/ 1" D-14THR	9"	82 lbs	13.2
AP19A-8A1-JA	COM08671		14.0								
AP21A-BC1-A	COM06355		14.0								
AS17A-AA1-A	COM07003		13.0								
BH173-ZA1-G	COM03728		13.2								
BH193-AB1-GA	COM03719		13.2								
BH193-AB1-GB	COM04324		13.2								
BP173-ZA1-A	COM02795		14.2								
BP173-ZA1-G	COM03693		14.2								
AL22A-CC1-A	COM06400		13.0	HTRB253ABCS	2						
AL24A-CD1-A	COM06920		13.0								
AP24A-CD1-JA	COM08672		14.0								
AS22A-CC1-A	COM06965		14.0								
AS24A-CD1-A	COM06980		14.0								
BH223-BC1-GC	COM04326		14.2								
BH233-CC1-GA	COM03729		14.2								
BJ223-BC1-GA	COM03729	14.2									
BP223-BC1-GA	COM06315	14.2	HTRJ303ABCT	2.5							
BP233-CC1-GA	COM06329	14.2									
CP223-BC1-A	COM02750	15.6									
CP223-BC1-G	COM03688	15.6									
FH283-EE1-G	COM04272	16.6									
GP283-EE1-A	COM02755	16.6									
GP283-EE1-G	COM03689	16.6									
GP293-EF1-JA	COM08673	15.6									
FH343-FG1-GA	COM03762	2	16.6	HTRJ363ABCT	3	1.75" S-12THR/ 1.25" D-12THR	7.5"	98 lbs	15.9		
FH373-GG1-GA	COM03717		16.6								
GP343-FG1-GA	COM03690		16.6								
GP373-8F1-JA	COM08676		15.6								
GP373-GG1-A	COM02630		16.6								

* Cross-references are not limited to suggested models shown. Box dimensions for all replacement compressors are 18 X 18 X 20

Replacement Compressors Component Chart

Part Number	ARI Capacity	LRA	Start Cap MFD/Volts	Totaline Start Capacitor Part Number	Start Relay	Run Cap MFD/Volts	Totaline Run Capacitor Part Number	Totaline Liquid Line Filter Drier Part Number	Totaline Heat Pump Filter Drier Part Number
HTRB183ABCS	17800	48	161-193/250	P281-1615	GE 3ARR3*3V*()	35/370	P291-4054RS	P502-8083S	P504-H083S
HTRB253ABCS	23000	61	145-175/250	P281-1455	GE 3ARR3*3T*()	35/370	P291-4054RS	P502-8083S	P504-H083S
HTRJ303ABCT	28200	78	189-227/330	P281-1896S	GE 3ARR3*3S*()	40/370	P291-4054RS	P502-8163S	P504-H163S
HTRJ363ABCT	34200	78	189-227/330	P281-1896S	GE 3ARR3*3S*()	45/370	P291-5054RS	P502-8163S	P504-H163S

* Go to Totaline.com to browse our catalog for additional run capacitors and liquid-line or heat pump driers.

Tecumseh R-22 Recips

TECUMSEH R-22 RECIPS							
BTU/HR	208-230/1/60			208-230/3/60		460/3/60	
	Product #	Tecumseh Model Number	Run Cap	Product #	Tecumseh Model Number	Product #	Tecumseh Model Number
15,000	P031-1524	AKA8515EXD	15/440				
17,000	P031-1724	AWF5517EXN	35/370				
19,000	P031-19210	AWF5519EXN	35/370				
22,000	P031-2224	AWF5522EXN	35/370				
24,400	P031-2429	AWF5542EXN	35/370				
28,400	P031-2824	AWG5528EXN	35/370				
28,400	P031-2825	AWF5528EXN	45/370	P031-2854	AWF5528EXT		
30,200	P031-3025	AWG5530EXN	45/370				
31,500	P031-3124	AWG5523EXN	45/370			P031-3174	AWF5532EXG
32,000	P031-3223	AWF5532EXN	45/370	P031-3153	AWF5532EXT	P031-3272	AVA5532EXG
34,600	P031-3421	AVA5535EXN	40/370			P031-3471	AVB5535EXG
34,600	P031-3523	AVB5535EXN	40/370	P031-3551	AVB5535EXT		
35,000	P031-3522	AVB5535EXN	45/370	P031-3552	AVB5535EXT		
37,750	P031-3822	AVA5538EXN	35/440	P031-3854	AVA5538EXT		
41,560	P031-4221	AVC5542EXN	40/440	P031-4151	AVB5542EXT	P031-4171	AVB5542EXG
46,000	P031-4622	AVA5546EXN	40/440	P031-4652	AVA5546EXT	P031-4672	AVA5546EXG
49,000	P031-4921	AVB5549EXN	45/440	P031-4951	AVB5549EXT	P031-4873	AVB5549EXG
53,000	P031-5321	AGA5553EXN	45/440	P031-5351	AGA5553EXT	P031-5371	AGA5553EXG
57,500	P031-5721	AVB5558EXN	45/440	P031-5751	AVB5558EXT	P031-5771	AVB5558EXG
60,000	P031-6121	AGA5561EXN	55/440	P031-6151	AGA5561EXT	P031-6171	AGA5561EXG
66,850				P031-6851	AGA5568EXT	P031-6871	AGC5568EXG
71,280						P031-7171	AGA5573EXG



**Universal HVAC/R
Parts and Supplies**

SEMI-HERMETIC COMPRESSORS


06D Compressor Data

HIGH TEMP, SUCTION CUT OFF, THREE PHASE											
MODEL NO	Totaline Model	VOLTS	PH	HZ	HP	CYL	OIL CHG (PINTS)	MAX WATTS	MAX RLA	MTA	LRA
06DS3136AC3100		575	3	60	5	4	5	6250	6.9	10.8	40
06DS3136AC3600		400/460	3	50/60	5	4	5	5,200/6,250	10.8/8.6	13.5	50
06DS3136AC3200		208/230	3	60	5	4	5	6250	17.3	27	100
06DS8186AC3100		575	3	60	6.5	4	7	10800	11.3	17.6	64
06DS8186AC3600		400/460	3	50/60	6.5	4	7	9,000/10,800	15.7/14.1	22	80
06DS8186AC3200		208/230	3	60	6.5	4	7	10800	28.2	44	160
06DS8246AC3150		575	3	60	7.5	6	10	12800	14.2	22	79
06DS8246AC3600		400/460	3	50/60	7.5	6	10	10,700/12,800	19.9/17.8	27.8	99
06DS8246AC3200		208/230	3	60	7.5	6	10	12800	35.5	55.5	198
06DS8246BC3100		575	3	60	7.5	6	10	12800	14.2	22	79
06DS8246BC3600		400/460	3	50/60	7.5	6	10	10,700/12,800	19.9/17.8	27.8	99
06DS8246BC3200		208/230	3	60	7.5	6	10	12800	35.5	55.5	198
06DS8256BC3100		575	3	60	7.5	6	10	12800	14.2	22	79
06DS8256BC3600		460	3	60	7.5	6	10	12800	17.8	27.8	99
06DS8256BC3200		208/230	3	60	7.5	6	10	12800	35.5	55.5	198
06DS3286BC3100		575	3	60	10	6	10	16500	16	25	91
06DS3286BC3600		400/460	3	50/60	10	6	10	13,700/16,500	22.1/19.9	31	114
06DS3286BC3200	6D3286TLBC1200T	208/230	3	60	10	6	10	16500	39.7	62	228
06DS5376BC0100	6D5376TLBC0100T	575	3	60	15	6	10	20700	20.5	32	96
06DS5376BC0600	6D5376TLBC0600T	400/460	3	50/60	15	6	10	17,200/20,700	32/25.6	40	120
06DS5376BC1200	6D5376TLBC1200T	208/230	3	60	15	6	10	20700	57.1	89	266

Are You Still UL Safe?


Using A Non-UL Recognized Service Compressor Could Invalidate The Original UL Listing For Your Entire Air Conditioning System.

Only Genuine Carlyle Service Compressors offer something no rebuilt Carlyle compressor can match: Official UL Recognition. That means every Genuine Carlyle Service Compressor has been built to comply with internationally recognized safety standards, minimizing the risk of fire, electric shock, or other safety hazards. UL also conducts ongoing, unannounced audits at our facility four times a year. This ensures that Genuine Carlyle Service Compressors meet the most widely recognized and trusted safety standards in the industry.

Don't take the risk of using a non-UL recognized service compressor. Remember, if the  symbol does not appear on the compressor nameplate you are not taking advantage of the "peace of mind" that only UL Recognition brings.

Ask your distributor about the difference between a rebuilt compressor and a Genuine Carlyle Service Compressor. Then ask yourself why would you settle for anything less than the one that is UL Recognized.

For help in finding a Carlyle Distributor near you, visit us at www.totaline.com



Make Sure Your Service Compressor Has the UL Recognition It Needs To Meet Safety Code Requirements That Guard Against Fire And Explosions!

06E Compressor Data

HIGH EFFICIENCY, SUCTION CUTOFF

MODEL NO	Totaline Model	VOLTS	PH	HZ	HP	CYL	OIL CHG (PINTS)	MAX WATTS	MAX RLA	MTA	LRA
06ET150-120		575	3	60	15	4	14	22,000	31.0	38.0	98
06ET150-360	6E150TL360T	208-230/460	3	60	15	4	14	22,000	72/36	90/46	283/142
06ET150-660 PW		460	3	60	15	4	14	22,000	36.0	46.0	142
06ET250-160	6E250TL160T	575	3	60	20	4	14	25,300	36	45	120
06ET250-360	6E250TL360T	208-230/460	3	60	20	4	14	25,300	87/44	108/54	345/173
06ET250-660 PW		460	3	60	20	4	14	25,300	44	54	173
06ET150-320		200/400	3	50	15	4	14	18,300	72/36	90/46	283/142
06ET150-360		200/400	3	50	15	4	14	18,300	72/36	90/46	283/142
06ET150-320		400	3	50	15	4	14	18,300	36.0	46.0	142
06ET150-660 PW		400	3	50	15	4	14	18,300	36	46	142
06ET250-320		200/400	3	50	20	4	14	21,100	87/44	108/54	345/173
06ET250-360	6E250TL360T	200/400	3	50	20	4	14	21,100	87/44	108/54	345/173
06ET250-620 PW		400	3	50	20	4	14	21,100	44.0	54.0	173
06ET250-660 PW		400	3	50	20	4	14	21,100	44	54	173
06ET265-160		575	3	60	25	6	19	33,600	46	57	164
06ET265-360	6E265TL360T	208-230/460	3	60	25	6	19	33,600	112/56	140/70	446/223
06ET265-360 R	6E265TL360TR	208-230/460	3	60	25	6	19	33,600	112/56	140/70	446/223
06ET265-660 PW		460	3	60	25	6	19	33,600	56	70	223
06ET175-360	6E175TL360T	208-230/460	3	60	25	6	19	33,600	112/56	140/70	446/223
06ET175-360 R	6E175TL360TR	208-230/460	3	60	25	6	19	33,600	112/56	140/70	446/223
06ET175-660 PW		460	3	60	25	6	19	33,600	56	70	223
06ET275-160	6E275TL160T	575	3	60	30	6	19	39,100	52	65	176
06ET275-360	6E275TL360T	208-230/460	3	60	30	6	19	39,100	135/68	168/84	506/253
06ET275-360 R	6E275TL360TR	208-230/460	3	60	30	6	19	39,100	135/68	168/84	506/253
06ET275-660 PW		460	3	60	30	6	19	39,100	68	84	253
06ET299-160		575	3	60	40	6	19	54,000	75	94	276
06ET299-360	6E299TL360T	208-230/460	3	60	40	6	19	54,000	189/95	236/118	690/345
06ET299-360 R	6E299TL360TR	208-230/460	3	60	40	6	19	54,000	189/95	236/118	690/345
06ET299-660 PW		460	3	60	40	6	19	54,000	95	118	345
06ET265-320		200/400	3	50	25	6	19	28,000	112/56	140/70	446/223
06ET265-360	6E265TL360T	200/400	3	50	25	6	19	28,000	112/56	140/70	446/223
06ET265-620 PW		400	3	50	25	6	19	28,000	56	70	223
06ET265-660 PW		400	3	50	25	6	19	28,000	56	70	223
06ET175-320		200/400	3	50	25	6	19	28,000	112/56	140/70	446/223
06ET175-360	6E175TL360T	200/400	3	50	25	6	19	28,000	112/56	140/70	446/223
06ET175-620 PW		400	3	50	25	6	19	28,000	56	70	223
06ET175-660 PW		400	3	50	25	6	19	28,000	56	70	223
06ET275-320		200/400	3	50	30	6	19	32,600	135/68	168/84	506/253
06ET275-360	6E275TL360T	200/400	3	50	30	6	19	32,600	135/68	168/84	506/253
06ET275-620 PW		400	3	50	30	6	19	32,600	68	84	253
06ET275-660 PW		400	3	50	30	6	19	32,600	68	84	253
06ET299-320		200/400	3	50	40	6	19	45,000	189/95	236/118	690/345
06ET299-360	6E299TL360T	200/400	3	50	40	6	19	45,000	189/95	236/118	690/345
06ET299-620 PW		400	3	50	40	6	19	45,000	95	118	345
06ET299-660 PW		400	3	50	40	6	19	45,000	95	118	345

"R" suffix designates Reverse Head • "PW" suffix designates Part Wind Compressor

Genuine Carlyle Compressors... Quality, Dependability, and Safety!


Total Reliability... at a Totally Competitive Price.



Universal HVAC/R Parts and Supplies

When you need a reliable standard efficiency compressor at a competitive price, there's only one place to turn: Totaline®. Our new line of remanufactured Compressors have all the features you need at a price that can't be beat.

- A no-hassle warranty that's backed by Carrier Corporation, the world's largest manufacturer of air conditioning products
- Built to the exact Totaline remanufacturing specifications set by engineers at Carrier Corporation
- Suction cut off unloading capability
- Standard efficiency motor
- Standard efficiency primary running gear
- Dual and triple voltage
- Brand new critical wearing parts
- Electrical components upgraded to the latest design standards
- Electrical components meet UL standards
- All Totaline compressors are run-tested
- Electrical testing of motor insulation checked at 1000 volts plus 2x nameplate voltage



MODEL NUMBER	VOLTAGE
6D5376TLBC0600T	460
6D5376TLBC1200T	208/230
6E150TL360T	208/230/460
6E175TL360T	208/230/460
6E250TL360T	208/230/460
6E265TL360T	208/230/460
6E275TL360T	208/230/460
6E299TL360T	208/230/460

*Totaline Remanufactured (not Rebuilt) Compressors Give Good as New,
If Not Better than New Performance!*


5F & 5H Open Drive Compressor Data

5F & 5H OPEN DRIVE COMPRESSOR DATA

MODEL NO	NOMINAL HORSEPOWER			# OF CYL	BORE (in)	STROKE (in)	CFM @ 1750 RPM	RATINGS IN TONS*			MIN SPEED FOR UNLOADER OPERATION	OIL CHG (Pints)	SUCTION LINE ODF (in)	DISCH LINE ODF (in)	CMPR WGT (lb)
	134a	R-22	R-407c					R-22	R-134a	R-407c					
5F20	6	10	8.8	2	2-1/2	2	19.8	8.5	5.2	8.2	600	5	1-1/8	7/8	175
5F30	9	15	13	3	2-1/2	2	29.8	12.7	7.8	12.3	700	5-1/2	1-5/8	1-3/8	215
5F40	11.5	20	17.3	4	2-1/2	2	39.8	16.8	10.5	16.3	800	12	1-5/8	1-3/8	355
5F60	17	25	26	6	2-1/2	2	59.6	25.6	15.7	24.6	900	13	2-1/8	1-5/8	400
5H40	27.5	40	39.5	4	3-1/4	2-3/4	92.4	39.6	24.7	38.4	800	18	2-5/8	2-1/8	610
5H46	35.4	60	51.4	4	3-1/4	3-7/16	115.5	49.1	30.6	47.5	800	18	2-5/8	2-1/8	610
5H60	40.8	60	59	6	3-1/4	2-3/4	138.4	59.4	37.0	57.6	900	21	3-1/8	3-1/8	795
5H66	53	75	76.8	6	3-1/4	3-7/16	173.0	73.8	45.9	71.4	900	21	3-1/8	3-1/8	795
5H80	54.6	75	78.4	8	3-1/4	2-3/4	184.7	79.2	49.5	76.8	1100	41	3-1/8	3-1/8	1115
5H86	70.5	100	102	8	3-1/4	3-7/16	231.0	98.2	61.1	95.3	1100	41	3-1/8	3-1/8	1115
5H120	80.5	125	117.1	12	3-1/4	2-3/4	276.0	119.0	74.0	115.3	900	61	4-1/8	4-1/8	1580
5H126	101.4	150	152.3	12	3-1/4	3-7/16	346.0	149.0	91.8	143.0	900	61	4-1/8	4-1/8	1580

NOTES:

- *40° F saturated suction, 105° F saturated discharge, 15° F superheat, 0° F sub-cooling.
- 45 PSIG net oil pressure (oil pressure PSIG - suction pressure PSIG).
- ODF = Outside Diameter Female (in.).
- Maximum RPM = 1750.
- Minimum RPM for lubrication = 400 RPM.
- Must use oil cooler on long stroke models:
5H46, 5H66, 5H86, 5H126 (see Accessory page for oil cooler part number)
- Not rated for R-410A



5F & 5H Compressor Models Available

5F COMPRESSOR MODELS		5H COMPRESSOR MODELS		5F/5H COMPRESSOR	
COMPRESSOR PART#	NO. OF UNLOADERS	COMPRESSOR PART#	NO. OF UNLOADERS	COMPRESSOR PART#	NO. OF UNLOADERS
5F20-S674	0	5H60-(+)219	4	5F40-A219	3
5F20-A684	1	5H66-(+)219	6	5F40-S219	3
5F20-S684	1	5H80-(+)219	6	5F60-A219	4
5F30-A189	0	5H86-(+)219	6	5F60-S219	4
5F30-S644	0	5H120-(+)219	8	5H40-(+)219	3
5F30-A219	2	5H126-(+)219	8	5H46-(+)219	3
5F30-S664	2				

(+) = either "A" (remanufactured) or "S" (New Manufactured).
For R404A/R507A application data, contact RCD.



**Universal HVAC/R
Parts and Supplies**

*Build Your Reputation On Our Reliability!
Carlyle Open Drive Compressors Stand the Test of Time.*

06D & 06E Accessories

CRANKCASE HEATER PACKAGE

PART#	VOLTS	WATTS LENGTH (Inches)	CONDUIT (Inches)	WIRE LENGTH
06EA660165	115	180	19	24
06EA660167	115	180	52	73
06EA660166	230	180	19	24
06EA660168	230	180	52	73
06EA660107	120	125	52	73
06EA660108	240	125	52	73
06DA660076	480	125	NONE	24

New straight tube heater design.

Package contains: Crankcase Heater, Retainer Clip and Anti-short Bushing, and Heat Conducting Grease (p/n: 38AQ680001).

Capacity Control Valves

CAPACITY CONTROL VALVES

PART#	TYPE
06DA660176	PRESSURE
06DA660175	ELECTRIC
EF19ZZ001	24V COIL
EF19ZZ002	120V COIL
EF19ZE240	208/240V COIL

*Protect your new compressor from future damage.
Install a new crankcase heater
with every compressor replacement.*



Figure 1 – Electric Control Valve



Figure 2 – Pressure Control Valve

Unloaders Increase System Efficiency

Bearing Head & Oil Pump

BEARING HEAD & OIL PUMP	
PART#	USED ON
06DA660126	06D
06EA660157	06E

Figure 3 – Bearing Head & Oil Pump Assembly



Valve Plates

BEARING HEAD & OIL PUMP	
PART#	USED ON
06DA660152	06DM, 06DS
06DA660151	06DR
06EA660137	06EM, 06ET, 06EZ
06EA660143	06ER, 06EY
06ER660017	06ER, 06EY, Very Low Temp

Figure 4 – Valve Plates



Hermetic/Semi-Hermetic Compressor Accessories

CRANKCASE HEATERS	
PART#	CRANKCASE HEATERS
P041-4443	25" 240V
P041-4423	35" 240V
P041-4444	25" 460V
P041-4441	35" 460V
06EA660167	180 W 115V FOR 06E & 06D COMPRESSORS
06EA660168	180 W 230V FOR 06E & 06D COMPRESSORS
06DA660076	125 W 480V FOR 06E & 06D COMPRESSORS



COMPRESSOR MISC	
PART#	COMPRESSOR MISC
060B210966	OIL SWITCH 1/4" MALE FLARE
060B2164	OIL SWITCH 3/8" CAP TUBE 1/4" MALE FLARE
EP23LC090	ANGLED OIL DRAIN VALVE
DE14CA126	ANGLED VALVE ADAPTOR
PH23QK016	SEA FOAM GREEN TOUCH UP PAINT
P298-001	COMPRESSOR PLUG KIT
T133300B-1	SIGHT GLASS TOOL

CARRIER/BRYANT/PAYNE	
PART#	R-410A LIQUID LINE DRIERS
KH43LG072	16 Cu In 3/8 Heat Pump
KH43LG074	16 Cu In 3/8 A/C

Genuine Carlyle Replacement Parts

Bearing Head & Oil Pump

BEARING HEAD & OIL PUMP	
PART#	USED ON
06DA660126	06D
06EA660157	06E

Figure 3 – Bearing Head & Oil Pump Assembly



Valve Plates

BEARING HEAD & OIL PUMP	
PART#	USED ON
06DA660152	06DM, 06DS
06DA660151	06DR
06EA660137	06EM, 06ET, 06EZ
06EA660143	06ER, 06EY
06ER660017	06ER, 06EY, Very Low Temp

Figure 4 – Valve Plates



Hermetic/Semi-Hermetic Compressor Accessories

CRANKCASE HEATERS	
PART#	CRANKCASE HEATERS
P041-4443	25" 240V
P041-4423	35" 240V
P041-4444	25" 460V
P041-4441	35" 460V
06EA660167	180 W 115V FOR 06E & 06D COMPRESSORS
06EA660168	180 W 230V FOR 06E & 06D COMPRESSORS
06DA660076	125 W 480V FOR 06E & 06D COMPRESSORS



COMPRESSOR MISC	
PART#	COMPRESSOR MISC
060B210966	OIL SWITCH 1/4" MALE FLARE
060B2164	OIL SWITCH 3/8" CAP TUBE 1/4" MALE FLARE
EP23LC090	ANGLED OIL DRAIN VALVE
DE14CA126	ANGLED VALVE ADAPTOR
PH23QK016	SEA FOAM GREEN TOUCH UP PAINT
P298-001	COMPRESSOR PLUG KIT
T133300B-1	SIGHT GLASS TOOL

CARRIER/BRYANT/PAYNE	
PART#	R-410A LIQUID LINE DRIERS
KH43LG072	16 Cu In 3/8 Heat Pump
KH43LG074	16 Cu In 3/8 A/C

Genuine Carlyle Replacement Parts

Bearing Head & Oil Pump

BEARING HEAD & OIL PUMP	
PART#	USED ON
06DA660126	06D
06EA660157	06E


Figure 3 – Bearing Head & Oil Pump Assembly



Valve Plates

BEARING HEAD & OIL PUMP	
PART#	USED ON
06DA660152	06DM, 06DS
06DA660151	06DR
06EA660137	06EM, 06ET, 06EZ
06EA660143	06ER, 06EY
06ER660017	06ER, 06EY, Very Low Temp

Figure 4 – Valve Plates



Hermetic/Semi-Hermetic Compressor Accessories

CRANKCASE HEATERS	
PART#	CRANKCASE HEATERS
P041-4443	25" 240V
P041-4423	35" 240V
P041-4444	25" 460V
P041-4441	35" 460V
06EA660167	180 W 115V FOR 06E & 06D COMPRESSORS
06EA660168	180 W 230V FOR 06E & 06D COMPRESSORS
06DA660076	125 W 480V FOR 06E & 06D COMPRESSORS



COMPRESSOR MISC	
PART#	COMPRESSOR MISC
060B210966	OIL SWITCH 1/4" MALE FLARE
060B2164	OIL SWITCH 3/8" CAP TUBE 1/4" MALE FLARE
EP23LC090	ANGLED OIL DRAIN VALVE
DE14CA126	ANGLED VALVE ADAPTOR
PH23QK016	SEA FOAM GREEN TOUCH UP PAINT
P298-001	COMPRESSOR PLUG KIT
T133300B-1	SIGHT GLASS TOOL

CARRIER/BRYANT/PAYNE	
PART#	R-410A LIQUID LINE DRIERS
KH43LG072	16 Cu In 3/8 Heat Pump
KH43LG074	16 Cu In 3/8 A/C

Genuine Carlyle Replacement Parts

AFTERMARKET DRIERS

Bi-Flow

Bi-Flow DRIERS - SWEAT CONNECTION				
PART NO.	APPL	CU. IN.	CONN.	STYLE
P504-H083S	Bi-Flow	8	3/8"	Solid Core
P504-H084S	Bi-Flow	8	1/2"	Solid Core
P504-H163S	Bi-Flow	16	3/8"	Solid Core
P504-H164S	Bi-Flow	16	1/2"	Solid Core
P504-H165S	Bi-Flow	16	5/8"	Solid Core

Bi-Flow DRIERS - FLARE CONNECTION				
PART NO.	APPL	CU. IN.	CONN.	STYLE
P504-H163	Bi-Flow	16	3/8"	Solid Core

Liquid Line

Liquid Line DRIERS - SWEAT CONNECTION				
PART NO.	APPL	CU. IN.	CONN.	STYLE
P502-8032S	Liquid Line	3	1/4"	Loose Bead
P502-8052S	Liquid Line	5	1/4"	Loose Bead
P502-8053S	Liquid Line	5	3/8"	Loose Bead
P502-8082S	Liquid Line	8	1/4"	Loose Bead
P502-8083S	Liquid Line	8	3/8"	Loose Bead
P502-8162S	Liquid Line	16	1/4"	Loose Bead
P502-8163S	Liquid Line	16	3/8"	Loose Bead
P502-8164S	Liquid Line	16	1/2"	Loose Bead
P502-8165S	Liquid Line	16	5/8"	Loose Bead
P502-8303S	Liquid Line	30	3/8"	Loose Bead
P502-8304S	Liquid Line	30	1/2"	Loose Bead
P502-8305S	Liquid Line	30	5/8"	Loose Bead
P502-8306S	Liquid Line	30	3/4"	Loose Bead
P502-8307S	Liquid Line	30	7/8"	Loose Bead
P502-8309S	Liquid Line	30	1-1/8"	Loose Bead
P502-C032S	Liquid Line	3	1/4"	Solid Core
P502-C052S	Liquid Line	5	1/4"	Solid Core
P502-C053S	Liquid Line	5	3/8"	Solid Core
P502-C082S	Liquid Line	8	1/4"	Solid Core
P502-C083S	Liquid Line	8	3/8"	Solid Core
P502-C162S	Liquid Line	16	1/4"	Solid Core
P502-C163S	Liquid Line	16	3/8"	Solid Core
P502-C164S	Liquid Line	16	1/2"	Solid Core
P502-C165S	Liquid Line	16	5/8"	Solid Core
P502-C303S	Liquid Line	30	3/8"	Solid Core
P502-C304S	Liquid Line	30	1/2"	Solid Core
P502-C305S	Liquid Line	30	5/8"	Solid Core
P502-C306S	Liquid Line	30	3/4"	Solid Core
P502-C307S	Liquid Line	30	7/8"	Solid Core
P502-C309S	Liquid Line	30	1-1/8"	Solid Core

Liquid Line

Liquid Line DRIERS - FLARE CONNECTION				
PART NO.	APPL	CU. IN.	CONN.	STYLE
P502-8032	Liquid Line	3	1/4"	Loose Bead
P502-8052	Liquid Line	5	1/4"	Loose Bead
P502-8053	Liquid Line	5	3/8"	Loose Bead
P502-8082	Liquid Line	8	1/4"	Loose Bead
P502-8083	Liquid Line	8	3/8"	Loose Bead
P502-8162	Liquid Line	16	1/4"	Loose Bead
P502-8163	Liquid Line	16	3/8"	Loose Bead
P502-8164	Liquid Line	16	1/2"	Loose Bead
P502-8165	Liquid Line	16	5/8"	Loose Bead
P502-8303	Liquid Line	30	3/8"	Loose Bead
P502-8304	Liquid Line	30	1/2"	Loose Bead
P502-8305	Liquid Line	30	5/8"	Loose Bead
P502-C032	Liquid Line	3	1/4"	Solid Core
P502-C052	Liquid Line	5	1/4"	Solid Core
P502-C053	Liquid Line	5	3/8"	Solid Core
P502-C082	Liquid Line	8	1/4"	Solid Core
P502-C083	Liquid Line	8	3/8"	Solid Core
P502-C162	Liquid Line	16	1/4"	Solid Core
P502-C163	Liquid Line	16	3/8"	Solid Core
P502-C164	Liquid Line	16	1/2"	Solid Core
P502-C165	Liquid Line	16	5/8"	Solid Core
P502-C303	Liquid Line	30	3/8"	Solid Core
P502-C304	Liquid Line	30	1/2"	Solid Core
P502-C305	Liquid Line	30	5/8"	Solid Core

Suction Line

Suction Line DRIERS - SWEAT CONNECTION				
PART NO.	APPL	CU. IN.	CONN.	STYLE
P503-C165S	Suction Line	16	5/8"	Solid Core
P503-C166S	Suction Line	16	3/4"	Solid Core
P503-C167S	Suction Line	16	7/8"	Solid Core
P503-C305S	Suction Line	30	5/8"	Solid Core
P503-C306S	Suction Line	30	3/4"	Solid Core
P503-C307S	Suction Line	30	7/8"	Solid Core
P503-C309S	Suction Line	30	1-1/8"	Solid Core
P503-C419S	Suction Line	41	1-1/8"	Solid Core

AFTERMARKET DRIERS

Bi-Flow

Bi-Flow DRIERS - SWEAT CONNECTION				
PART NO.	APPL	CU. IN.	CONN.	STYLE
P504-H083S	Bi-Flow	8	3/8"	Solid Core
P504-H084S	Bi-Flow	8	1/2"	Solid Core
P504-H163S	Bi-Flow	16	3/8"	Solid Core
P504-H164S	Bi-Flow	16	1/2"	Solid Core
P504-H165S	Bi-Flow	16	5/8"	Solid Core

Bi-Flow DRIERS - FLARE CONNECTION				
PART NO.	APPL	CU. IN.	CONN.	STYLE
P504-H163	Bi-Flow	16	3/8"	Solid Core

Liquid Line

Liquid Line DRIERS - SWEAT CONNECTION				
PART NO.	APPL	CU. IN.	CONN.	STYLE
P502-8032S	Liquid Line	3	1/4"	Loose Bead
P502-8052S	Liquid Line	5	1/4"	Loose Bead
P502-8053S	Liquid Line	5	3/8"	Loose Bead
P502-8082S	Liquid Line	8	1/4"	Loose Bead
P502-8083S	Liquid Line	8	3/8"	Loose Bead
P502-8162S	Liquid Line	16	1/4"	Loose Bead
P502-8163S	Liquid Line	16	3/8"	Loose Bead
P502-8164S	Liquid Line	16	1/2"	Loose Bead
P502-8165S	Liquid Line	16	5/8"	Loose Bead
P502-8303S	Liquid Line	30	3/8"	Loose Bead
P502-8304S	Liquid Line	30	1/2"	Loose Bead
P502-8305S	Liquid Line	30	5/8"	Loose Bead
P502-8306S	Liquid Line	30	3/4"	Loose Bead
P502-8307S	Liquid Line	30	7/8"	Loose Bead
P502-8309S	Liquid Line	30	1-1/8"	Loose Bead
P502-C032S	Liquid Line	3	1/4"	Solid Core
P502-C052S	Liquid Line	5	1/4"	Solid Core
P502-C053S	Liquid Line	5	3/8"	Solid Core
P502-C082S	Liquid Line	8	1/4"	Solid Core
P502-C083S	Liquid Line	8	3/8"	Solid Core
P502-C162S	Liquid Line	16	1/4"	Solid Core
P502-C163S	Liquid Line	16	3/8"	Solid Core
P502-C164S	Liquid Line	16	1/2"	Solid Core
P502-C165S	Liquid Line	16	5/8"	Solid Core
P502-C303S	Liquid Line	30	3/8"	Solid Core
P502-C304S	Liquid Line	30	1/2"	Solid Core
P502-C305S	Liquid Line	30	5/8"	Solid Core
P502-C306S	Liquid Line	30	3/4"	Solid Core
P502-C307S	Liquid Line	30	7/8"	Solid Core
P502-C309S	Liquid Line	30	1-1/8"	Solid Core

Liquid Line

Liquid Line DRIERS - FLARE CONNECTION				
PART NO.	APPL	CU. IN.	CONN.	STYLE
P502-8032	Liquid Line	3	1/4"	Loose Bead
P502-8052	Liquid Line	5	1/4"	Loose Bead
P502-8053	Liquid Line	5	3/8"	Loose Bead
P502-8082	Liquid Line	8	1/4"	Loose Bead
P502-8083	Liquid Line	8	3/8"	Loose Bead
P502-8162	Liquid Line	16	1/4"	Loose Bead
P502-8163	Liquid Line	16	3/8"	Loose Bead
P502-8164	Liquid Line	16	1/2"	Loose Bead
P502-8165	Liquid Line	16	5/8"	Loose Bead
P502-8303	Liquid Line	30	3/8"	Loose Bead
P502-8304	Liquid Line	30	1/2"	Loose Bead
P502-8305	Liquid Line	30	5/8"	Loose Bead
P502-C032	Liquid Line	3	1/4"	Solid Core
P502-C052	Liquid Line	5	1/4"	Solid Core
P502-C053	Liquid Line	5	3/8"	Solid Core
P502-C082	Liquid Line	8	1/4"	Solid Core
P502-C083	Liquid Line	8	3/8"	Solid Core
P502-C162	Liquid Line	16	1/4"	Solid Core
P502-C163	Liquid Line	16	3/8"	Solid Core
P502-C164	Liquid Line	16	1/2"	Solid Core
P502-C165	Liquid Line	16	5/8"	Solid Core
P502-C303	Liquid Line	30	3/8"	Solid Core
P502-C304	Liquid Line	30	1/2"	Solid Core
P502-C305	Liquid Line	30	5/8"	Solid Core

Suction Line

Suction Line DRIERS - SWEAT CONNECTION				
PART NO.	APPL	CU. IN.	CONN.	STYLE
P503-C165S	Suction Line	16	5/8"	Solid Core
P503-C166S	Suction Line	16	3/4"	Solid Core
P503-C167S	Suction Line	16	7/8"	Solid Core
P503-C305S	Suction Line	30	5/8"	Solid Core
P503-C306S	Suction Line	30	3/4"	Solid Core
P503-C307S	Suction Line	30	7/8"	Solid Core
P503-C309S	Suction Line	30	1-1/8"	Solid Core
P503-C419S	Suction Line	41	1-1/8"	Solid Core

Aftermarket Components for Competitive Applications (1-50 Tons)



Universal HVAC/R
Parts and Supplies

TXVs* R-22 part # Description R-410A part # Description	Nominal Tonnage →					
	1.5 Ton - 2 Ton	2.5 Ton - 3 Ton	3.5 Ton - 4 Ton	4.5 Ton - 5 Ton	5 Ton - 6 Ton	6 Ton - 8 Ton
A/C Liquid Line Solenoid valve less coil R-22 part #** Description R-410A part #*** Description	067L5856 3/8 x 3/8 kit 067L5955 3/8 x 3/8 kit	067L5857 3/8 x 3/8 kit 067L5955 3/8 x 3/8 kit	067L5858 3/8 x 3/8 kit 067L5956 3/8 x 3/8 kit	067L5859 3/8 x 3/8 kit 067L5957 3/8 x 3/8 kit	067L5859 3/8 x 3/8 kit 168794-A ERZE6GA 1/2 x 5/8	163556-A EBSVE8GA 5/8 x 7/8 168719-A RZE8GA 5/8 x 7/8
A/C Liquid Line Solenoid valve less coil R-22 part #** Description R-410A part #*** Description	E5S130 3/8 solenoid valve E5S130-HP 3/8 solenoid valve	E6S130 3/8 solenoid valve ME6S130-HP 3/8 solenoid valve	E6S130 3/8 solenoid valve ME6S130-HP 3/8 solenoid valve	E9S230 3/8 solenoid valve ME6S130-HP 3/8 solenoid valve	E9S230 3/8 solenoid valve ME6S130-HP 3/8 solenoid valve	E10S250 5/8 solenoid valve ME6S240-HP 1/2 solenoid valve
A/C Solenoid Coil (R-22 / R-410A) MKC-1 or MKC-2 24 v part # 120 v part # 208-240 v part # Dual voltage part #	MKC-1 MKC-124/50-60JQAQ MKC-1120/50-60JAM 310156-A MKC-1DUALJAU	MKC-1 MKC-124/50-60JQAQ MKC-1120/50-60JAM 310156-A MKC-1DUALJAU	MKC-1 MKC-124/50-60JQAQ MKC-1120/50-60JAM 310156-A MKC-1DUALJAU	MKC-2 MKC-224/50-60JQAQ MKC-2120/50-60JAM 311515-A MKC-2DUALJAU	MKC-2 MKC-224/50-60JQAQ MKC-2120/50-60JAM 311515-A MKC-2DUALJAU	MKC-2 MKC-2120/50-60JQAQ MKC-2120/50-60JAM 311515-A MKC-2DUALJAU
Heat Pump Liquid Line Solenoid Valve less coil R-22/R410A part # Description Bi-directional Kit (required)	ALC-066203 200RD3T3M 3/8 solenoid valve ALC-066224	ALC-066203 200RD3T3M 3/8 solenoid valve ALC-066224	ALC-066203 200RD3T3M 3/8 solenoid valve ALC-066224	ALC-066208 200RD5T3M 3/8 solenoid valve ALC-066224	ALC-066208 200RD5T3M 3/8 solenoid valve ALC-066224	ALC-066208 200RD5T3M 3/8 solenoid valve ALC-066224
Heat Pump Solenoid Coil 24v part # 120v part # 208-240v part #	AMG-24/50-60 AMG-120/50-60 AMG-208-240/50-60	AMG-24/50-60 AMG-120/50-60 AMG-208-240/50-60	AMG-24/50-60 AMG-120/50-60 AMG-208-240/50-60	AMG-24/50-60 AMG-120/50-60 AMG-208-240/50-60	AMG-24/50-60 AMG-120/50-60 AMG-208-240/50-60	AMG-24/50-60 AMG-120/50-60 AMG-208-240/50-60
A/C Liquid Line Filter-Drier (for R-22 & R-410A)	P502-8053S 5 cu. in. 3/8 drier	P502-8053S 5 cu. in. 3/8 drier	P502-8083S 8 cu. in. 3/8 drier	P502-8163S 16 cu. in. 3/8 drier	P502-8304S 30 cu. in. 1/2 drier	P502-8305S 30 cu. in. 5/8 drier
Heat Pump Liquid Line Filter-Drier R-22/R410A part # Description	P504-H083S 8 cu. in. 3/8 drier	P504-H083S 8 cu. in. 3/8 drier	P504-H083S 8 cu. in. 3/8 drier	P504-H163S 16 cu. in. 3/8 drier	BFK-304S 30 cu. in. 1/2 drier	BFK-305S 30 cu. in. 5/8 drier
Sight Glass & Moisture Indicator (for R-22 & R-410A)	HMI-1TT3 3/8 ODF	HMI-1TT3 3/8 ODF	HMI-1TT3 3/8 ODF	HMI-1TT3 3/8 ODF	HMI-1TT3 3/8 ODF	HMI-1TT5 5/8 ODF
Ball Valve (for R-22 & R-410A)	586WAS-6ST 3/8 with access fitting	586WAS-6ST 3/8 with access fitting	586WAS-6ST 3/8 with access fitting	586WAS-6ST 3/8 with access fitting	586WAS-6ST 3/8 with access fitting	586WAS-10ST 5/8 with access fitting
Suction Line Accumulator (for R-22 & R-410A)	KH71KK120 5/8 accumulator	KH71KK120 or KH71KJ141 5/8 or 3/4 accumulator	KH71KK161 7/8 accumulator	KH71KN161 7/8 accumulator	089120-01 7/8 accumulator	089283-00 1-1/8 accumulator
Replaceable Shell (for R-22 & R-410A) Volume of dessicant Connection	P505-8485 Number of blocks - 1 48 cu. in. 5/8 ODF	P505-8485 Number of blocks - 1 48 cu. in. 5/8 ODF	P505-8485 Number of blocks - 1 48 cu. in. 5/8 ODF	P505-8485 Number of blocks - 1 48 cu. in. 5/8 ODF	P505-8485 Number of blocks - 1 48 cu. in. 5/8 ODF	P505-8485 Number of blocks - 1 48 cu. in. 5/8 ODF

Note: For a superior replacement contactor for Copeland scroll compressors, use the CoreSense™ protection module, part # ESC1AAPT-CC-901.

Aftermarket Components for Competitive Applications (1-50 Tons) continued

TXVs* R-22 part # Description R-410A part # Description	Nominal Tonnage →						
	8 Ton - 12.5 Ton	12.5 Ton - 15 Ton	15 Ton - 20 Ton	20 Ton - 25 Ton	25 Ton - 35 Ton	35 Ton - 50 Ton	
Solenoid valves less coil R-22 part #** R-410A part #*** Description	163556-A (for 8 Ton) EBSVE8GA 5/8 x 7/8 R 124226-A (for 10 & 12.5 Ton) OVE15GA 7/8 x 1-1/8 10A 168719-A (for 8 Ton) RZE8GA 5/8 x 7/8 R 168801-A (for 10 & 12.5 Ton) RZE12-1/2GA 5/8 x 7/8	124226-A OVE15GA 7/8 x 1-1/8 168807-A RZE15GA 5/8 x 1-1/8	124233-A OVE20GA 7/8 x 1-3/8 125396-A OZE20GA 7/8 x 1-1/8	124240-A OVE30GA 1-1/8 x 1-3/8 125385-A OZE25GA 7/8 x 1-1/8	124247-A OVE40GA 1-1/8 x 1-3/8 OZE-35-GA OZE35GA 1-1/8 x 1-3/8	124261-A OVE55GA 1-1/8 x 1-3/8 125426-A OZE50GA 1-1/8 x 1-3/8	
	E14S250 5/8 solenoid valve ME14S250-HP 5/8 solenoid valve	E14S250 5/8 solenoid valve ME14S250-HP 5/8 solenoid valve	E19S270 7/8 solenoid valve ME19S270-HP 7/8 solenoid valve	E25S290 1-1/8 solenoid valve ME19S270-HP 7/8 solenoid valve	E25S290 1-1/8 solenoid valve ME25S290-HP 1-1/8 solenoid valve	E35S190 1-1/8 solenoid valve ME35S190-HP 1-1/8 solenoid valve	
Solenoid Coil (R22** / R410A***) MKC-1 or MKC-2 24 v part # 120 v part # 208-240 v part # Dual voltage part #	MKC-2 MKC-224/50-60JQAQ MKC-2120/50-60JAM 311515-A MKC-2DUALJAU	MKC-2 MKC-224/50-60JQAQ MKC-2120/50-60JAM 311515-A MKC-2DUALJAU	MKC-2 MKC-224/50-60JQAQ MKC-2120/50-60JAM 311515-A MKC-2DUALJAU	MKC-2 MKC-224/50-60JQAQ MKC-2120/50-60JAM 311515-A MKC-2DUALJAU	MKC-2 MKC-224/50-60JQAQ MKC-2120/50-60JAM 311515-A MKC-2DUALJAU		
	P502-8415S 41 cu. in. 5/8 drier HMI-1TT5 5/8 ODF	P502-8415S 41 cu. in. 5/8 drier HMI-1TT5 5/8 ODF	P502-88757S 75 cu. in. 7/8 drier HMI-1TT7 7/8 ODF	P502-8757S 75 cu. in. 7/8 drier HMI-1TT7 7/8 ODF	P502-8759S 75 cu. in. 1-1/8 drier HMI-1TT9 1-1/8 ODF	P505-8489 replaceable core 1-1/8 HMI-1TT9 1-1/8 ODF	
Liquid Line Filter-Drier (for R-22 & R-410A)	P502-8415S 41 cu. in. 5/8 drier HMI-1TT5 5/8 ODF	P502-88757S 75 cu. in. 7/8 drier HMI-1TT7 7/8 ODF	P502-8757S 75 cu. in. 7/8 drier HMI-1TT7 7/8 ODF	P502-8759S 75 cu. in. 1-1/8 drier HMI-1TT9 1-1/8 ODF	P505-8489 replaceable core 1-1/8 HMI-1TT9 1-1/8 ODF		
Sight Glass & Moisture Indicator (for R-22 & R-410A)	HMI-1TT5 5/8 ODF	HMI-1TT7 7/8 ODF	HMI-1TT7 7/8 ODF	HMI-1TT9 1-1/8 ODF	HMI-1TT9 1-1/8 ODF		
Ball Valve (for R-22 & R-410A)	586WAS-10ST 5/8 with access fitting	587WAS-14ST 7/8 with access fitting	587WAS-14ST 7/8 with access fitting	587WAS-14ST 7/8 with access fitting	591WAS-11ST 1-1/8 with access fitting		
Replaceable Shell (for R-22 & R-410A) Volume of desiccant Connection	P505-8485 Number of blocks - 1 48 cu. in. 5/8 ODF	P505-8485 Number of blocks - 1 48 cu. in. 5/8 ODF	P505-8485 Number of blocks - 1 48 cu. in. 5/8 ODF	P505-8487 Number of blocks - 1 48 cu. in. 7/8 ODF	P505-8489 Number of blocks - 1 48 cu. in. 1-1/8 ODF		
Totaline P506-8 Series Filter-Drier Cores	Spartan	Parker	Emerson	Henry	Danfoss	Recommended Refrigerant	Application
P506-8D48	RC-4864	PCK-48	D-48	848-C	-	CFC, HCFC, HFC	High moisture, acid, sludge, & particle
P506-8H48	RCW-4864, RCW-48	PCX-48, Z-48	H48, HX-48	848-C	48-DN, 48-DU	POE oils only	Higher moisture, acid removal
P506-8W48	RC-4864-HH, RCW-100	PCK-48HH	W48	848-CM	48-DA	CFC, HCFC, HFC	Burn out with charcoal
P506-8H100	RCW-100	PCK-100	H-100	-	-	POE oils only	Higher moisture, acid removal
P506-8W100	RC-10098-H	-	UK-100, W-100-HH	-	-	CFC, HCFC, HFC	Burn out with charcoal
P506-8RD48	-	-	-	-	-	Reclaim use only	High acid removal
P506-8RH48	-	-	-	-	-	Reclaim use only	High acid & water removal
P506-8RW48	-	-	-	-	-	Reclaim use only	Burn out with charcoal

* All expansion valves are balance ported


** R-22 solenoids have extended "E" connections

*** R-410A solenoids have extended "E" connections and "M" manual lift stem

• Selection of components based on A/C applications at rated conditions.

• All tonnages are nominal. R-22 selections are based on: 40°F Evaporator Temperature, 110°F Condensing Temperature, 100°F Liquid Temperature. Distributor and High Side Pressure Drop of 42 psi

They say... a picture is worth a thousand words.



This one says “we have it” at your local Totaline® Sales Center.



Totaline Sales Centers are the quick stop for your list of hermetic and semi-hermetic compressors, offering a complete lineup including Genuine Carlyle, Totaline, Copeland, Danfoss, Tecumseh, Bristol, LG, Maneurop, Goldstar, Toshiba, Panasonic and Hitachi. No matter what OEM equipment you're using we have the compressor you're looking for.

To find the locations of your local Totaline Sales Centers, please visit www.totaline.com



**Universal HVAC/R
Parts and Supplies**